

2010 Update to the 2003 Valley College Facilities Master Plan



Los Angeles Valley College
Los Angeles Community College District

December 2010

TABLE OF CONTENTS

Summary **1** Overview
Process
Goals

Analysis **2** History
Context
Campus Analyses
Space Utilization

Master Plan Update **3** Facilities
Landscape

Guidelines **4** Planting
Site Furnishings
Sustainability

Acknowledgements **5**

Appendix **6**

LIST OF FIGURES

SECTION 2 - ANALYSIS

	page	
Figure 2.1	LACCD Campuses Map	2.5
Figure 2.2	LAVC Area Map	2.6
Figure 2.3	Existing Campus Map	2.7
Figure 2.4	Existing Campus Building Age and Condition Diagram	2.16
Figure 2.5	Existing Campus Framework Diagram	2.17
Figure 2.6	Existing Campus Zones Diagram	2.18
Figure 2.7	Previous Master Plan Campus Districts	2.19
Figure 2.8	Existing Campus Pedestrian Circulation Diagram	2.20
Figure 2.9	Existing Campus Walking Radii Diagram	2.21
Figure 2.10	Existing Campus Vehicular Circulation Diagram	2.22
Figure 2.11	Existing Campus Parking Diagram	2.23
Figure 2.12	Existing Campus Green Diagram	2.24
Figure 2.13	Existing Campus Opportunities, Constraints, & Assets Diagram	2.25
Figure 2.14	Existing Campus Topography Diagram	2.26
Figure 2.15	Existing Campus Space Utilization by Room Type	2.28
Figure 2.16	Existing Campus Space Utilization by Department / Program	2.29

SECTION 3 - MASTER PLAN UPDATE

Figure 3.1	Master Plan - Horizon 1 Illustration	3.2
Figure 3.2	Master Plan - Horizon 2 Illustration	3.3
Figure 3.3	Master Plan Update Framework Diagram	3.6
Figure 3.4	Master Plan Update Pedestrian Circulation Diagram	3.7
Figure 3.5	Master Plan Update Vehicular Circulation Diagram	3.8
Figure 3.6	Master Plan Update Parking Diagram	3.9
Figure 3.7	Master Plan Update Sustainable Site Strategies Diagram	3.10
Figure 3.8	Master Plan Update Funding Sources Diagram	3.11
Figure 3.9	Master Plan Update Building Zones Diagram	3.12
Figure 3.10	Master Plan Update Landscape Illustrative Plan	3.26
Figure 3.11	North Mall/Arts District Illustrative Plan Enlargement	3.27
Figure 3.12	Arts Events Garden Illustrative Plan Enlargement	3.28
Figure 3.13	Temporary Landscape Arcade Illustrative Plan Enlargement	3.29
Figure 3.14	North Mall Illustrative Plan Enlargement	3.30

LIST OF FIGURES

Figure 3.15	North Mall Perspective Rendering	3.30
Figure 3.16	Valley College Creek Illustrative Plan Enlargement	3.31
Figure 3.17	Student Services Plaza Illustrative Plan Enlargement	3.32
Figure 3.18	Student Services Plaza Section Illustration	3.32
Figure 3.19	Monarch Square Illustrative Plan Enlargement	3.33
Figure 3.20	Student Events Plaza Illustrative Plan Enlargement	3.34
Figure 3.21	Student Events Plaza Perspective Rendering	3.35
Figure 3.22	Sustainable Mall Illustrative Plan Enlargement	3.36
Figure 3.23	Sustainable Mall Section Illustration	3.37
Figure 3.24	Sustainable Mall Perspective Rendering	3.37
Figure 3.25	Allied Health & Sciences Plaza Illustrative Plan Enlargement	3.38
Figure 3.26	Tujunga Wash Connection Illustrative Plan Enlargement	3.39
Figure 3.27	Alumni Walk Illustrative Plan Enlargement	3.40
Figure 3.28	Alumni Walk Section Illustration	3.41
Figure 3.29	Athletic Events Plaza Illustrative Plan Enlargement	3.42
Figure 3.30	Athletic Events Plaza Section Illustration	3.43

SECTION 4 - GUIDELINES

Figure 4.1	Master Plan Update Building Color Guideline	4.2
Figure 4.2	Master Plan Update Landscape Places Diagram	4.5
Figure 4.3	Master Plan Update Plant Selection Diagram	4.7
Figure 4.4	Master Plan Update Site Furnishing Zones Diagram	4.15

1

SUMMARY

OVERVIEW

Los Angeles Valley College (LAVC) occupies a 105-acre campus in Valley Glen in the San Fernando Valley. Since it first moved into this site in 1951, it has developed into a uniquely organized campus within a majestic urban forest. While the existing campus' organizational framework remains distinct, with its formal quad and covered walkway, fragmentary development in certain areas has muddled its formal clarity and weakened the campus identity.

The master plan update strengthens LAVC's campus identity by reinforcing its natural assets, enhancing its variety of gathering spaces, and improving its overall cohesiveness while maintaining its existing organizational framework. The formal open space consisting of Monarch Square and the North Lawn is complimented with a new informal park that runs parallel to it through the heart of the campus. Athletic fields are consolidated in the south-east quadrant of the site, and is connected to the rest of the campus by a landscaped promenade. The whole campus is then conceptually tied back to the community via an arroyo feature that takes advantage of the campus' existing gradual topography and adjacency to Tujunga Wash, a Los Angeles River tributary and designated urban natural habitat.

The master plan update represents a long term vision, planning beyond current projected needs and available funding, to ensure a holistic development for the campus. Two horizons are delineated for implementation and planning purposes. LAVC is also pursuing a satellite campus for the Burbank area, however this project is still in its preliminary stage and therefore is not addressed within the context of this document.

Horizon 1 illustrates the master plan update for the campus to be completed with Measure J funding. It responds to projected needs for the college as identified in the Educational Master Plan. Projects in this horizon include Media Arts / Performance Arts Center, Monarch Center (Student Union), Workforce Development Center / Administration, Multi-Purpose Community Services Center, Athletic Training Facility, Planetarium Building Expansion, Parking Structure, consolidation of Athletic Fields, Bungalow Demolition, Campus Modernization, general landscape and hardscape improvements.

The campus' future full build-out, which is dependent on the future needs of the college beyond current projections, is illustrated in Horizon 2. It includes two instructional buildings - one to replace Humanities and Behavioral Science and a second to accommodate future growth, and a second parking structure.

While the Master Plan Update illustration appears specific, it is merely a conceptual sketch which highlights planning intents. The final design of each facility and site will be developed with more detailed study to be done by a selected design team and a college formed Building User Group (BUG).

Information contained herein is intended for the sole benefit of Los Angeles Valley College and Los Angeles Community College District and is not intended to create any rights or benefits for any other parties.



Los Angeles Valley College
5800 Fulton Avenue, Valley Glen, CA 91401

PROCESS

In the fall of 2008 LAVC selected Steinberg Architects to develop a master plan update in response to the passing of Measure J bond, which allocated \$305 million for capital construction for the college. The process of updating the master plan began in April of 2009, and a series of workshops and meetings were held with the Master Plan Committee and College throughout the year. The result of the first of these workshops was the creation of the goals for the master plan update. Along with the college's vision & mission statement and strategic educational objectives, the goals served as guiding principles for the master planning process.

Concurrent with the early meetings, a utilization analysis was performed for all the existing buildings. The purpose of the study was to document current space use and make recommendations to improve efficiency.

A variety of options were discussed during the planning process with a strong emphasis on aligning the college's educational goals with the facility needs and desires, while addressing the physical and logistical opportunities and constraints. The intent of the plan is to serve as a guide as the campus continues to develop.

2009

- April 14 Town Hall Meeting
- April 23 Workshop 1 - Goals and Vision
- May 7 Workshop 3 - Campus-wide Utilization
- May 21 Workshop 3 - Conceptual Plan
- June 2 Departmental Council Meeting
- June 18 Workshop 4 - Master Plan Development
- June 25 Facilities Master Plan (FMP) Meeting
- July 16 Workshop 5 - Master Plan Development
- August 25 Workshop 6 - Implementation
- September 10 Workshop 7 - Master Plan Development
- October 6 Departmental Council Meeting
- October 8 Town Hall Meeting
- October 15 FMP Meeting
- October 20 Workshop 8 - Prioritization
- November 12 FMP Update Meeting - Guidelines
- December 17 College Approval Meeting

2010

- January 27 Infrastructure Committee Presentation



GOALS

LAVC VISION STATEMENT

Los Angeles Valley College serves the community as a leader in instructional excellence, facilitating the success of its diverse students, developing critical thinkers and life-long learners, and contributing to the economic vitality of the San Fernando Valley and beyond.

LAVC MISSION STATEMENT

Los Angeles Valley College is a comprehensive community college located in the center of the San Fernando Valley. The College serves the community by providing transfer, degree, career-technical, foundational, transitional and continuing education programs in an attractive and accessible learning environment that fosters student success. Embedded in these programs are the greater goals of critical thinking and life-long learning which are necessary for success in the workplace and for advancing one's education, personal development and quality of life.

The Los Angeles Valley College faculty and staff are dedicated to helping students be successful. They emphasize excellence in teaching and providing a variety of support services that are designed to meet students where they are and help them reach their personal and professional goals. Beyond the classroom, the College provides for students a variety of co-curricular activities that serve to create a rich campus life experience.

Los Angeles Valley College advances the economic development of the region through programs, services and partnerships that address continuing and emerging employer needs in a diverse set of industries, including one of the largest concentrations of entertainment studios in the world.

Los Angeles Valley College hosts numerous cultural and athletic events throughout the year and serves as home to the San Fernando Valley Historical Museum.

The campus has a park-like quality, with a rich variety of trees selected by its founding faculty. As a result, the campus itself serves as a laboratory for learning and gives the College a special appreciation for the environment and issues of sustainability.

GOALS OF THE MASTER PLAN UPDATE

- Provide an attractive, safe, accessible and high-quality learning environment.
- Create a rich campus life experience.
- Provide an environment that stimulates co-curricular activities, community and economic development, and cultural and athletic events.
- Maintain the park-like quality with a rich variety of trees.
- Turn the campus into a “laboratory for learning” that respects the environment and integrates sustainable design and practices.
- Provide a variety of gathering spaces appropriate for the college’s diverse population
- Strengthen the identity of the college by improving the campus’ edges and wayfinding.
- Link disjointed areas through landscaping and visual axes to achieve a more cohesive campus.

2

ANALYSIS

HISTORY



Original Property and DuPlessus Family 1936

1949 Los Angeles Valley College was founded on September 12. The College was officially chartered by the Los Angeles Board of Education in June 1949 and was located in the campus of Van Nuys High School.

1951 LA Valley College moved to its current location on Fulton Avenue in Valley Glen.

1959 Phase I of Master Building Plan by Lester H. Hibbard & Harold C. Chambers completed.

- Engineering (1959)
- Chemistry (demolished 2009)
- Physics (demolished 2009)
- Foreign Language (1959)
- Administration (1959)
- Library (demolished 2009)

1961 Phase II of Master Building Plan completed.

- Music (1961)
- Theater Arts (1961)
- Life Science (1962)
- Cafeteria (1961)



Construction of Old Library 1959



HISTORY

1963 Phase III of Master Building Plan completed.

Business-Journalism (1964)

Math-Science (1964)

Art (1964)

Planetarium (1964)

1969 Los Angeles Community College District was formed, and its nine colleges were separated from the Los Angeles Unified School District.

1973 Phase IV of Master Building Plan completed.

North (Women's) Gymnasium (1973)

South (Men's) Gymnasium (1961)

Behavioral Science (1965)

Humanities (1965)

Campus Center (1971)

1974 Valley College Historical Museum, the only museum dedicated to the history of the San Fernando Valley, was founded.

2001 Proposition A was approved.

2003 Facilities Master Plan

Proposition AA was approved.

Maintenance & Operations - Sheriff Station (2005)

Concession Stand & Visitor Restrooms (2006)

Monarch Stadium / Track and Field (2006)

Allied Health & Sciences Center (2006)

Swimming & Diving Pools (2007)

Fulton Avenue Entry & Monarch Square (2008)

Disabled Student's Gymnasium (2008)



Campus Aerial Photograph c.1970



Covered Walkway c.1965



Campus Center

HISTORY

Motion Picture / TV Studio (2008)

Child Development & Family Complex (2009)

Student Services Building (2010)

Hertzberg Library & Academic Resource Center (2010)

2005 Metro Orange Line opened, with a Valley College station at the intersection of Burbank Boulevard and Fulton Avenue.

Facilities Master Plan Update

2008 Measure J was approved.

Media Arts Building

LAVC Community Workforce Development Center

Athletic Training Facility

Planetarium Building Expansion

Performance Arts Center

Multi-purpose Community Services Center

General (Landscaping, Signs, Walkway, Parking Lot)

Parking Structure

Student Support Services (Student Union)

Business Technology Building

New Environment Center

Campus Modernization

Valley Satellite

2010 Facilities Master Plan Update



Metro Orange Line - LA Valley College Station



Allied Health and Sciences Center



HISTORY

COLLEGE PRESIDENTS




Vierling Kersey

1949-1955



Walter Coultas

1956-1959



William McNelis

1960-1967

Robert Horton
(Interim) 1968

William Lewis
(Interim) 1974



Alice Thurston

1977-1981



Mary Lee

1982-1993



Tyree Wieder

1994-2008



Susan Carleo

2008-Present

CONTEXT

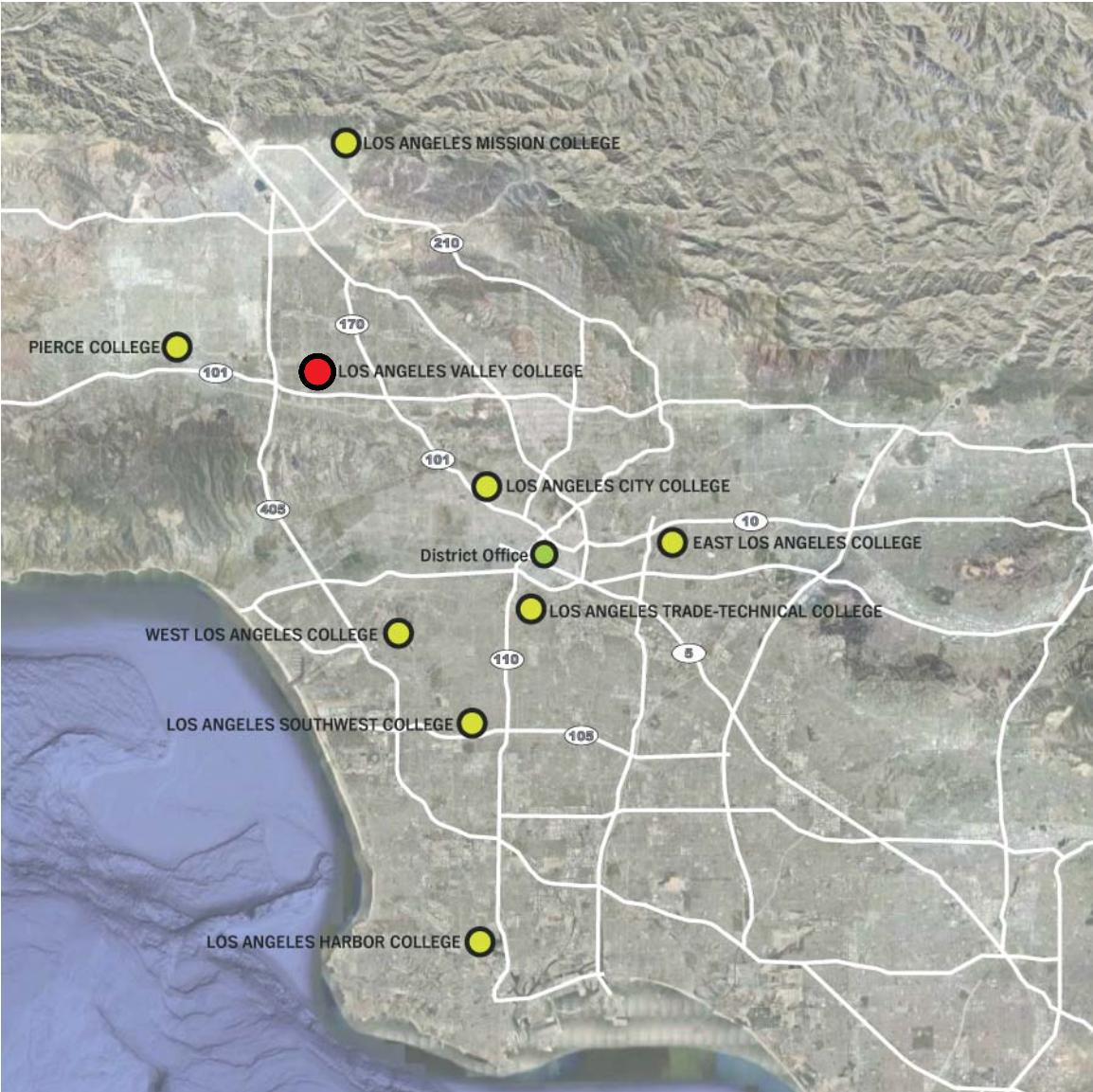


Figure 2.1 LACCD Campuses

Nine campuses comprise the Los Angeles Community College District (LACCD). The district office is located in Downtown Los Angeles.

CONTEXT

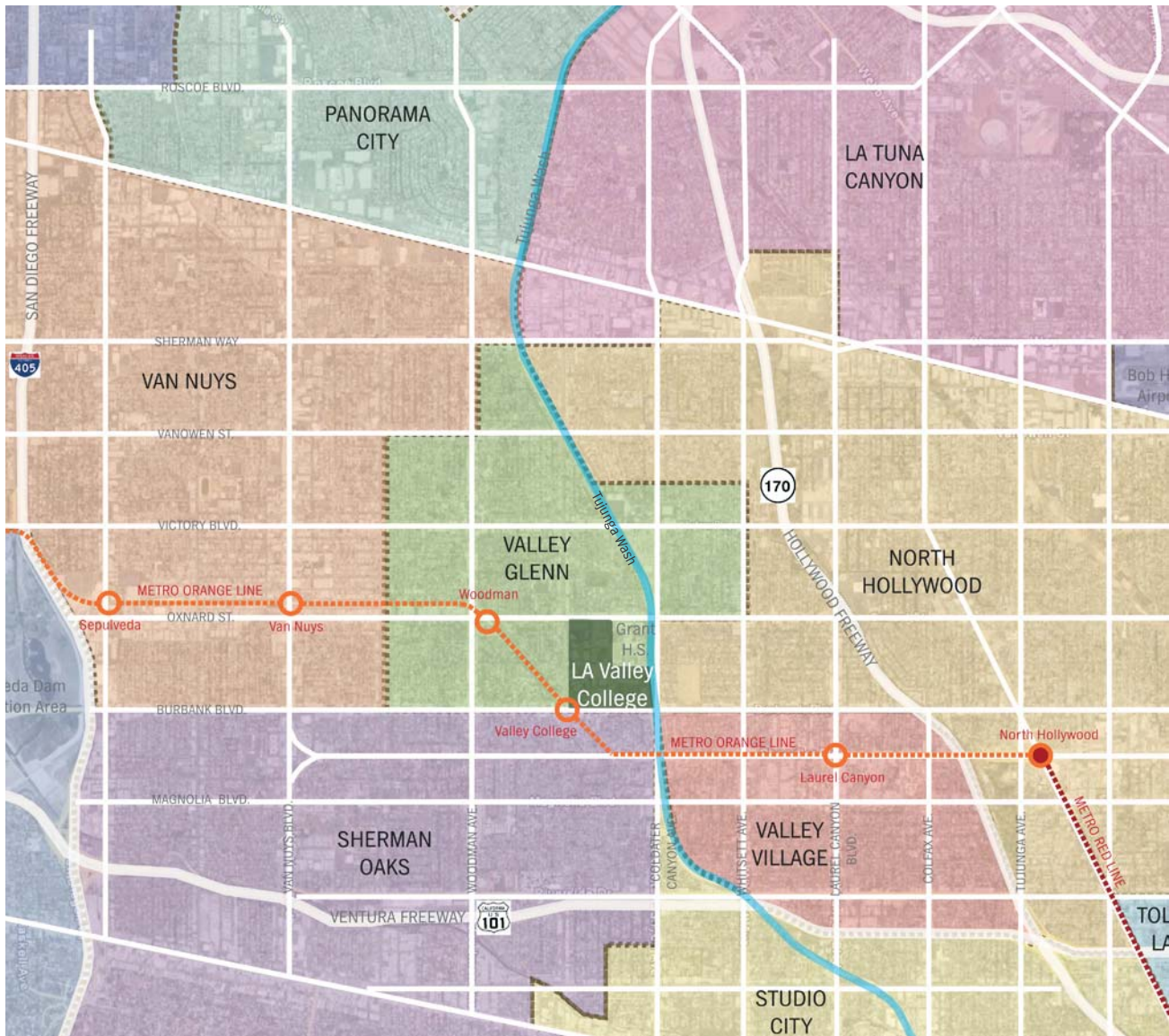


Figure 2.2 LVC Area

LVC is located in the City of Valley Glen within San Fernando Valley. It is accessed off of either the 101 Ventura Freeway or 170 Hollywood Freeway.

EXISTING CAMPUS PLAN

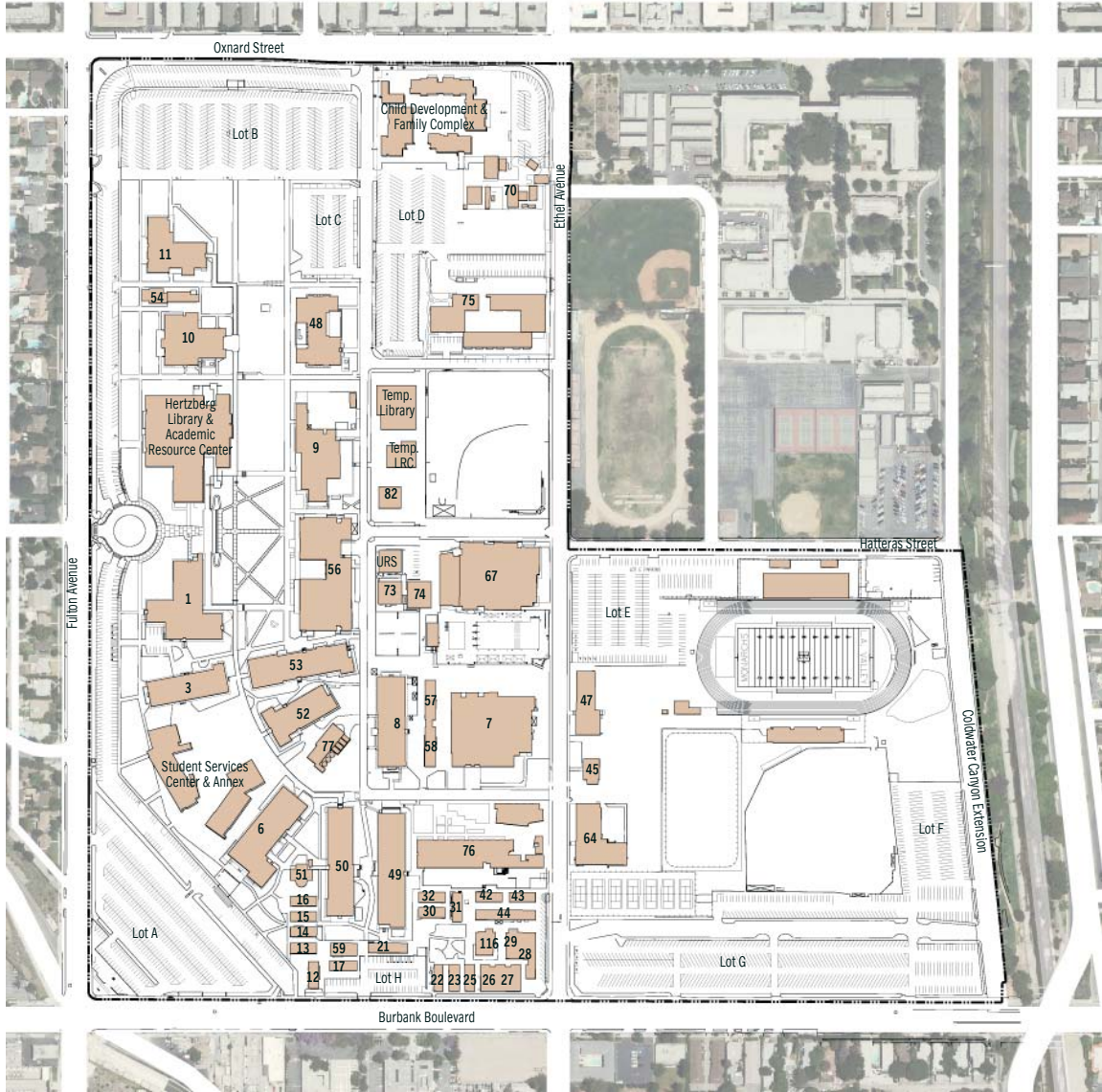


Figure 2.3 Existing Campus

1 Administration	26 Bungalow 37-38	54 Motion Picture
3 Foreign Language	27 Bungalow 39-40	56 Campus Center
6 Engineering	28 Bungalow 41-42	57 Bungalow 83-84-85
7 South Gym	29 Bungalow 43-44	58 Bungalow 80-81-82
8 Life Science	30 Bungalow 45-46-47	59 Bungalow 11-12
9 Cafeteria	31 Bungalow 48-49	61 Bungalow 76
10 Theater Arts	32 Bungalow 50-51-52	62 Bungalow 77
11 Music	42 Bungalow 70-71	64 Gymnastic Center
12 Bungalow 1-2	43 Bungalow 72-73	67 North Gym
13 Bungalow 4-5	44 Bungalow 74-75-76	70 Child Development Center
14 Bungalow 7-8	45 Bungalow 78	73 Computer Science
15 Bungalow 9-10	47 Field House	74 Financial Aid
16 Bungalow 13-14	48 Art	75 M&O - Sheriff
17 Bungalow 15	49 Business - Journalism	76 Allied Health & Science Center
21 Bungalow 24-25-26	50 Math - Science	77 Central Power Plant
22 Bungalow 30-31	51 Planetarium	82 Business Office
23 Bungalow 32-33	52 Behavioral Science	83 Sidewalk Cafe
25 Bungalow 35-36	53 Humanities	116 Coffee House



EXISTING BUILDINGS

Bldg. #	Building Name	Year Completed	Total ASF	Total GSF	Efficiency
1	Administration	1959	17,297	26,955	64.2%
3	Foreign Language	1959	10,430	16,130	64.7%
6	Engineering	1959	17,930	24,145	74.3%
7	South Gymnasium	1961	31,120	45,200	68.8%
8	Emergency Services Training (Life Science)	1962	13,364	20,660	64.7%
9	Cafeteria	1961	16,246	29,345	55.4%
10	Theater Arts	1961	15,713	21,693	72.4%
11	Music	1961	12,169	16,441	74.0%
12	Bungalow 1-2	1955	1,621	1,818	89.2%
13	Bungalow 3-4-5	1953	1,544	1,848	83.5%
14	Bungalow 7-8	1949	1,610	1,856	86.7%
15	Bungalow 9-10	1951	1,623	1,876	86.5%
16	Bungalow 13-14	1951	1,664	2,401	69.3%
17	Bungalow 15	1949	1,439	2,343	61.4%
21	Bungalow 24-25-26	1951	2,279	2,768	82.3%
22	Bungalow 30 -31	1949	1,629	1,865	87.3%
23	Bungalow 32-34	1949	1,638	1,865	87.8%
25	Bungalow 35-36	1951	1,617	1,865	86.7%
26	Bungalow 37-38	1953	1,622	1,856	87.4%
27	Bungalow 39-40	1951	2,863	3,817	75.0%
28	Bungalow 41-42	1951	2,900	3,867	75.0%
29	Bungalow 43-44	1951	1,949	2,390	81.5%
30	Bungalow 45-46-47	1954	1,620	1,806	89.7%
31	Bungalow 48-49	1951	1,703	2,068	82.4%
32	Bungalow 50-51-52	1954	1,632	1,838	88.8%
42	Bungalow 70-71	1951	1,648	1,806	91.3%
43	Bungalow 72-73	1950	1,628	1,864	87.3%
44	Bungalow 74-75-76	1951	3,626	4,835	75.0%
45	Bungalow 78	1955	1,943	2,190	88.7%
47	Field House	1952	7,541	9,764	77.2%
48	Art	1964	12,167	18,965	64.2%
49	Business-Journalism	1964	15,962	22,590	70.7%

EXISTING BUILDINGS

Bldg... #	Building Name	Year Completed	Total ASF	Total GSF	Efficiency
50	Math-Science	1964	13,616	19,611	69.4%
51	Planetarium	1964	1,601	2,616	61.2%
52	Behavioral Sciences	1965	9,585	13,700	70.0%
53	Humanities	1965	13,956	19,400	71.9%
54	Motion Picture	1969	3,525	4,700	75.0%
56	Campus Center	1969	57,967	38,553	69.4%
57	Bungalow 83-84-85	1971	2,466	2,667	92.5%
58	Bungalow 80-81-82	1951	2,522	2,667	94.6%
59	Bungalow 11-12	1951	793	928	85.5%
61	Bungalow 76A-76B	1951	571	1,179	48.4%
62	Bungalow 77	1951	3,453	4,604	75.0%
64	Gymnastic Center	1952	13,491	18,700	72.1%
67	North Gymnasium (Women's PE)	1973	29,318	37,963	77.2%
70	Child Development Center (old)	1978	5,600	5,830	96.1%
73	Computer Science	2001	3,051	3,600	84.8%
74	Financial Aid	2001	3,660	4,320	84.7%
75	M&O - Sheriff	2006	24,417	26,452	92.3%
76	Allied Health & Sciences Center	2008	56,537	80,767	70.0%
77	Central Plant		3,986	5,694	70.0%
82	Business Office		1,896	2,709	70.0%
83	Sidewalk Cafe		106	151	70.2%
116	Coffee House		551	787	70.0%
	Temporary Library			3,614	
	Temporary LRC			3,980	
	Child Development & Family Complex	2010	19,428	25,904	75.0%
	Student Services Center (& Annex)	2010	26,121	40,186	65.0%
	Hertzberg Library & ARC	2010	65,933	92,922	71.0%
	Buildings on Campus		574,762	807,744	71.6%

*figures based on 2009 Report 17, with the following modifications:

1. Life Science renovated to Emergency Services Training
2. Life Science Storage has been demolished and taken out of the list
3. Child Development & Family Complex, Student Services Center (& Annex), and Hertzberg Library & ARC added, pending completion in 2010

CONTEXT IMAGES



Tujunga Wash and "Great Wall of Los Angeles" mural



Burbank Boulevard



Fulton Avenue



Oxnard Street



Ulysses S. Grant High School

CONTEXT IMAGES



Fulton Entry



Fulton - Oxnard Corner Signage



Perimeter Green Belt



Tujunga Wash Park



Metro Orange Line - Valley College Station

CAMPUS IMAGES



Monarch Square



Canary Pine Trees at North End of Mall



Monarch Square



Art Patio



Music Patio



North Mall

CAMPUS IMAGES



South of Monarch Square



Monarch Patio



Covered Walkway



South Campus District



Horseshoe Seating



Allied Health & Sciences Building

CAMPUS IMAGES



Service Road



Interstitial Landscaping



Moreten Bay Fig Tree near Bungalow 13



Aquatics Complex and South Gym



Maintenance & Operations Building



Service Road behind Cafeteria

CAMPUS IMAGES



Monarch Stadium / Track and Field



Archery Field



Ticket Booth & Concession Stand



Aquatics Complex



North Gym

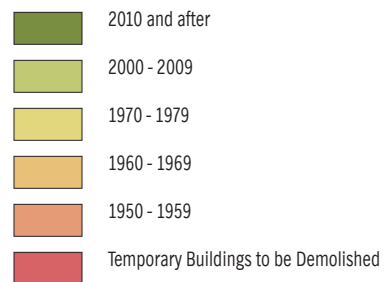
BUILDING AGE AND CONDITION



Figure 2.4 Existing Campus Building Age and Condition

The existing campus consists of buildings that have been constructed over a span of more than 50 years. While few buildings can be considered architecturally significant, the organizational framework of a backward “J” is unique to the campus.

Buildings on the northern campus appear as singular objects within an orthogonal grid of pedestrian pathways. Buildings on the south are long, narrow one-story buildings that radiate off the curve of the “J” and blend with the surrounding landscape and urban forest.



FRAMEWORK

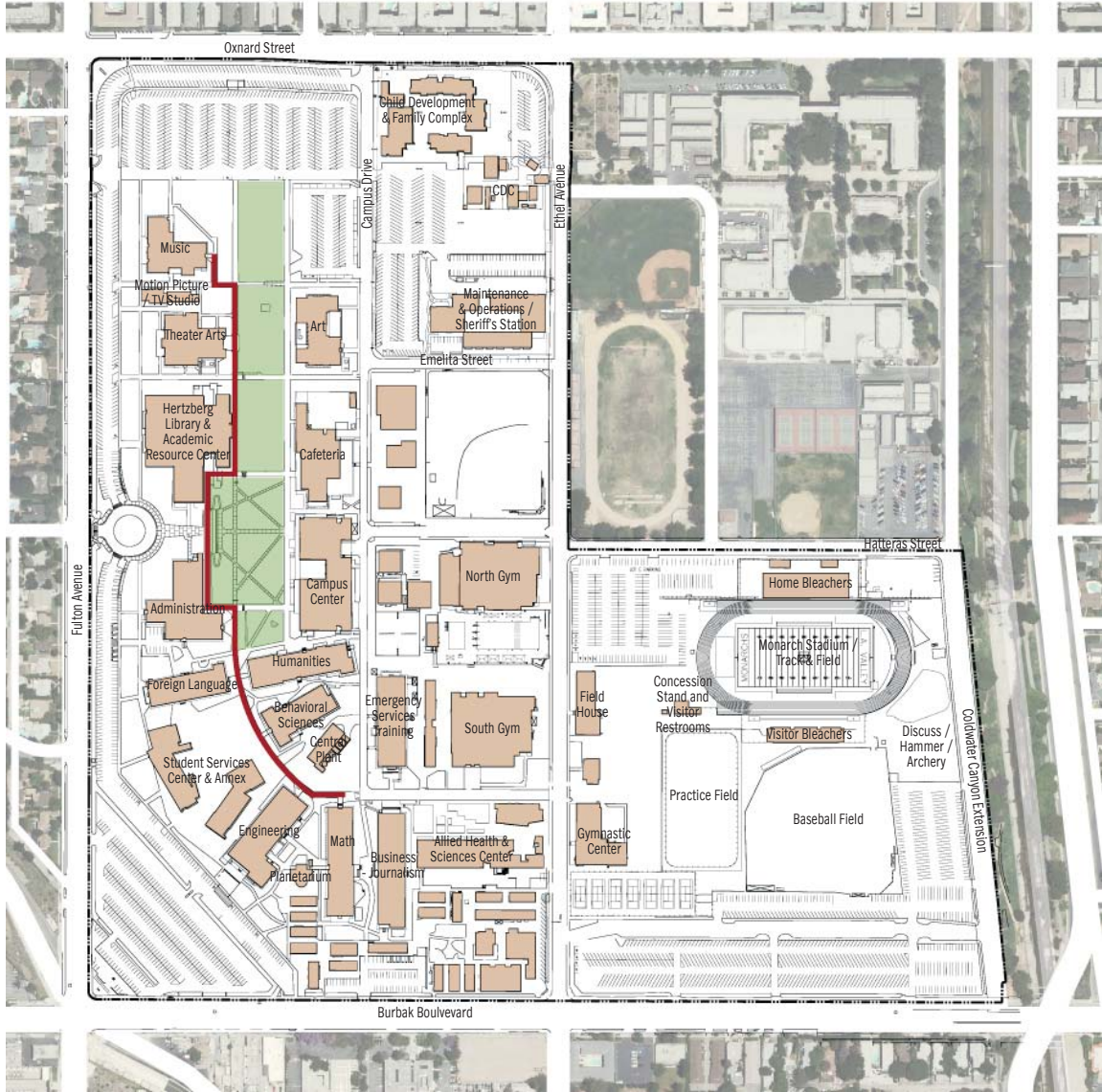


Figure 2.5 Existing Campus Framework

The campus framework is defined by a formal central quad - Monarch Square - and the North Mall: an open green space to the north. A covered walkway serves as a primary pedestrian circulation between classroom buildings, linking the north campus to the south and creating a physical spine that defines the backwards “J”.



- Covered Walkway
- Formal Quad

ZONES

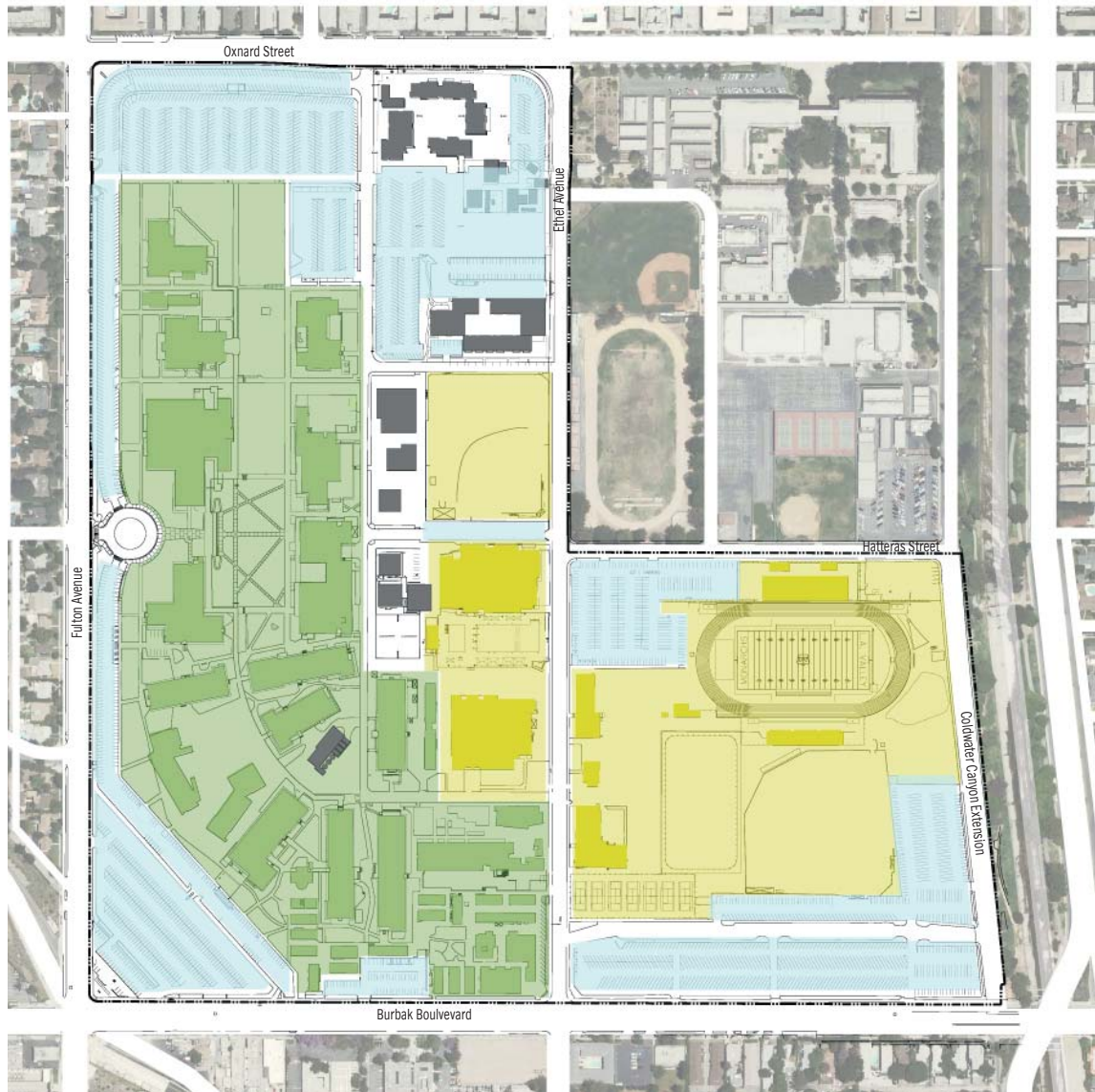


Figure 2.6 Existing Campus Zones

While the majority of Academic functions are grouped together with parking at the perimeter, which affords a pedestrian oriented campus, Ethel Avenue bifurcates the campus and splits the Athletic Zone.



- Academic Zone
- Athletic Zone
- Parking

CAMPUS DISTRICTS

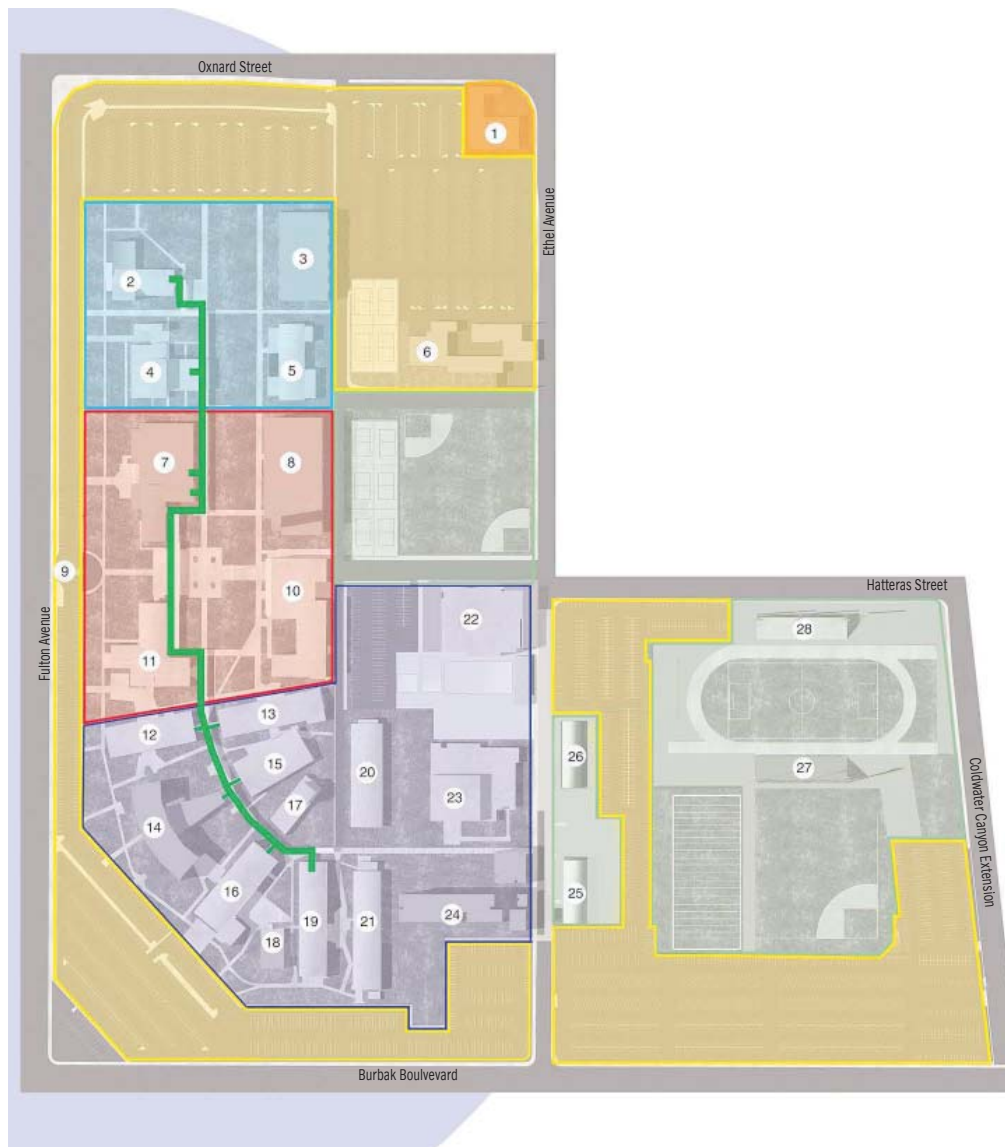


Figure 2.7 Previous Master Plan Campus Districts

The 2003 Aesthetic Master Plan by Berliner and Associates identifies the distinctive districts on campus.

- **ARTS DISTRICT**
 - Wooded
 - Secluded
 - Wall of trees
- **CAMPUS CORE**
 - Processional entry sequence
 - Formal
 - Public
 - Structured
 - Open
- **SOUTH CAMPUS DISTRICT**
 - Radial geometries
 - Intimate
 - Informal
- **CHILD DEVELOPMENT**
- **PARKING**
 - Relentless
 - Cold
 - Placeless
 - Unarticulated
 - Open
- **PHYSICAL EDUCATION**
 - Open
 - Predominantly paved



PEDESTRIAN CIRCULATION

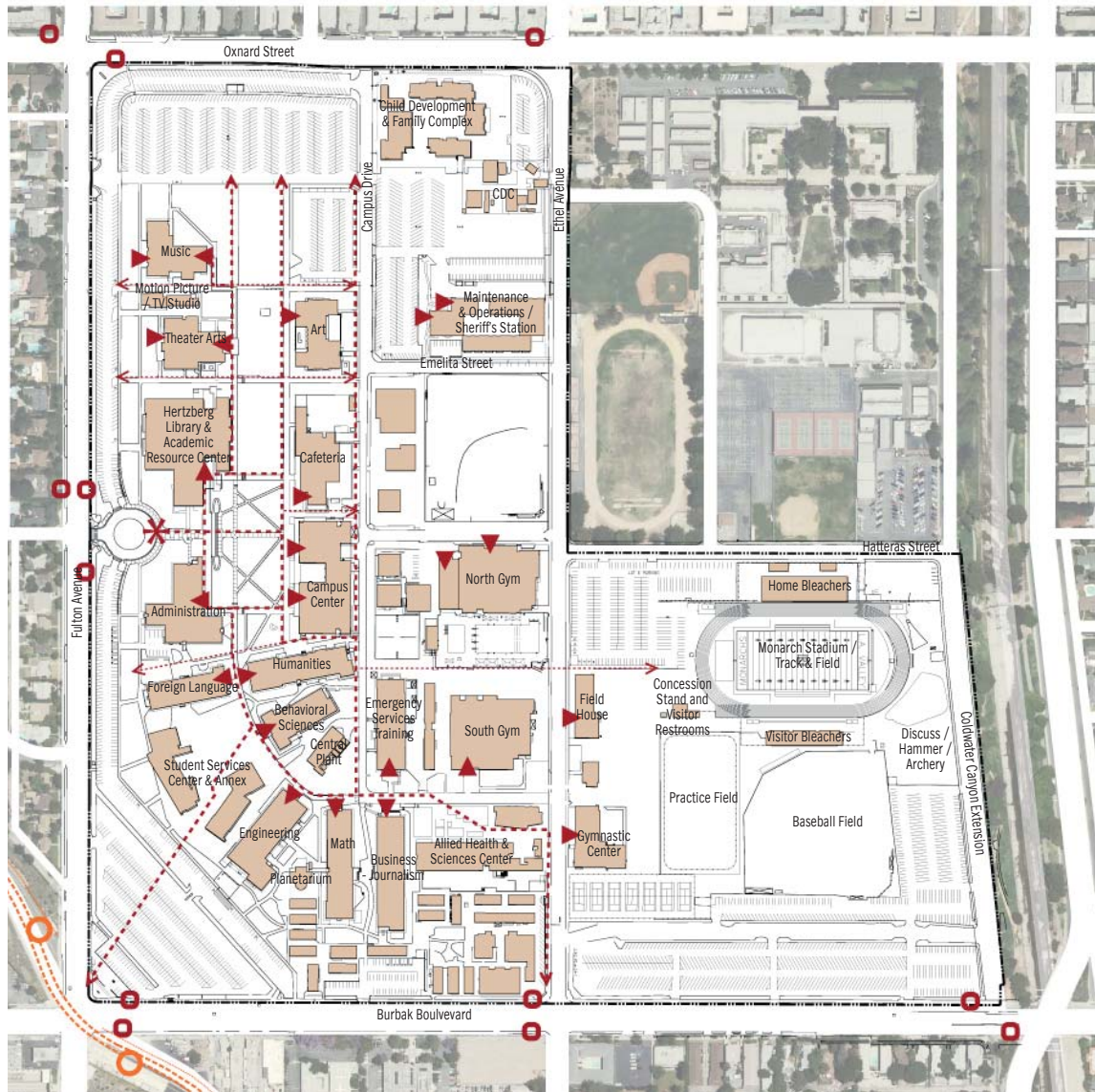


Figure 2.8 Existing Campus Pedestrian Circulation

-  Primary Building Entrance
-  Metro Station
-  Bus Stop
-  Passenger Drop-Off / Loading Area
-  Secondary Pedestrian Path
-  Primary Pedestrian Path



WALKING RADIUS

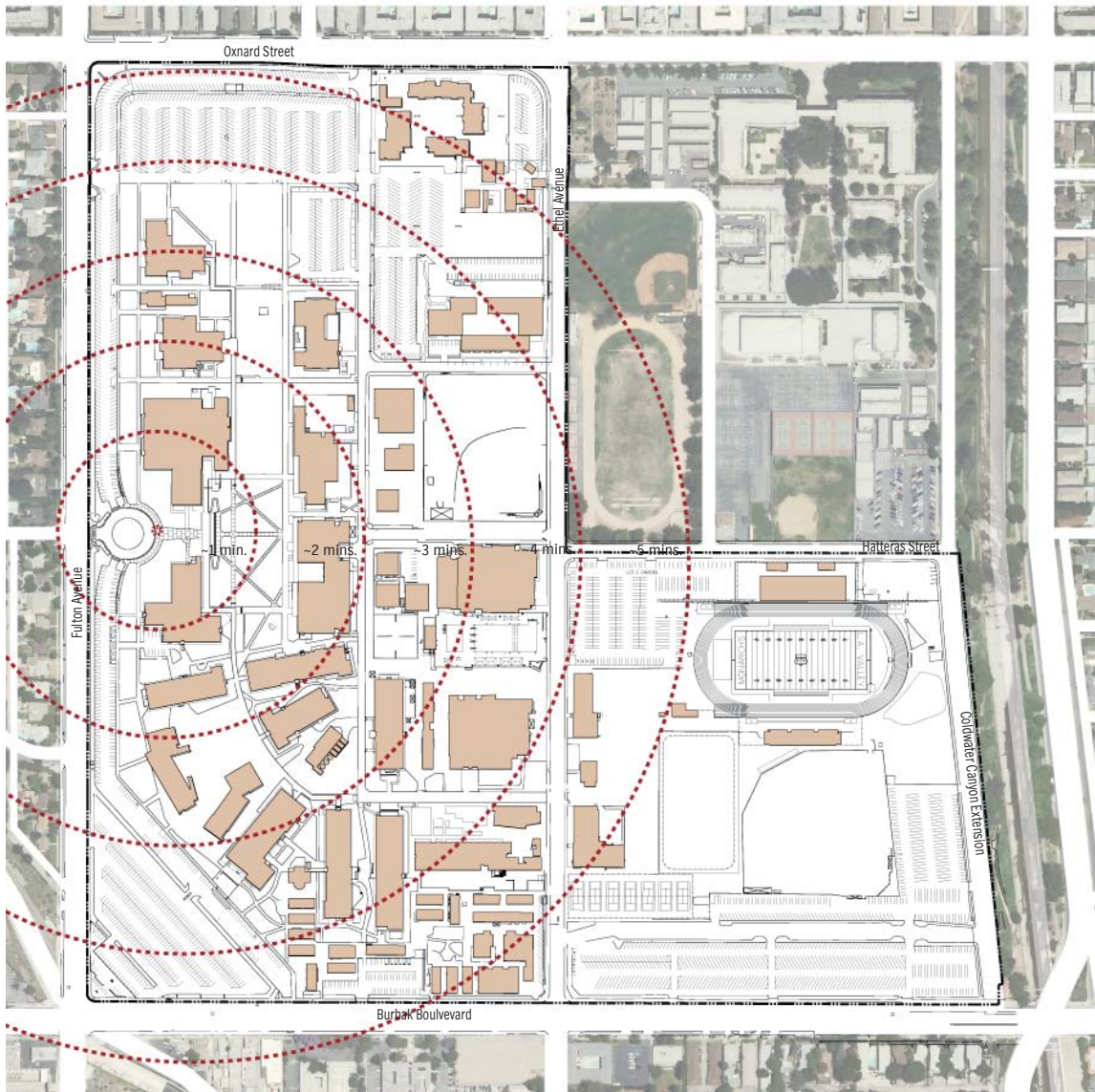


Figure 2.9 Existing Campus Walking Radii



VEHICULAR CIRCULATION

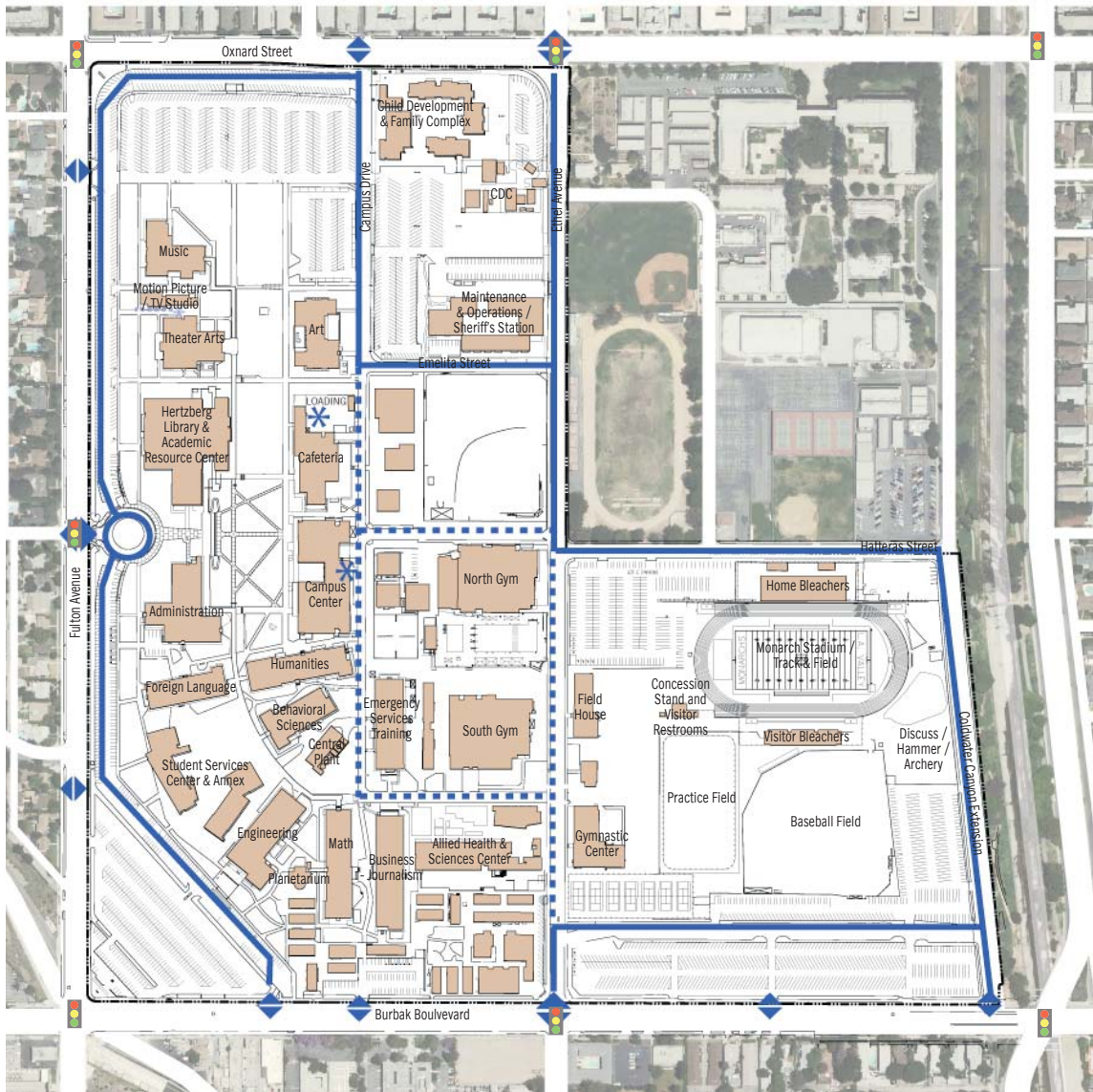









Figure 2.10 Existing Campus Vehicular Circulation

-  Traffic Light
-  Primary Vehicular Entry Point
-  Secondary Vehicular Entry Point
-  Lever Arm Gate
-  Retractable Bollards
-  Public Route
-  Restricted Route



PARKING

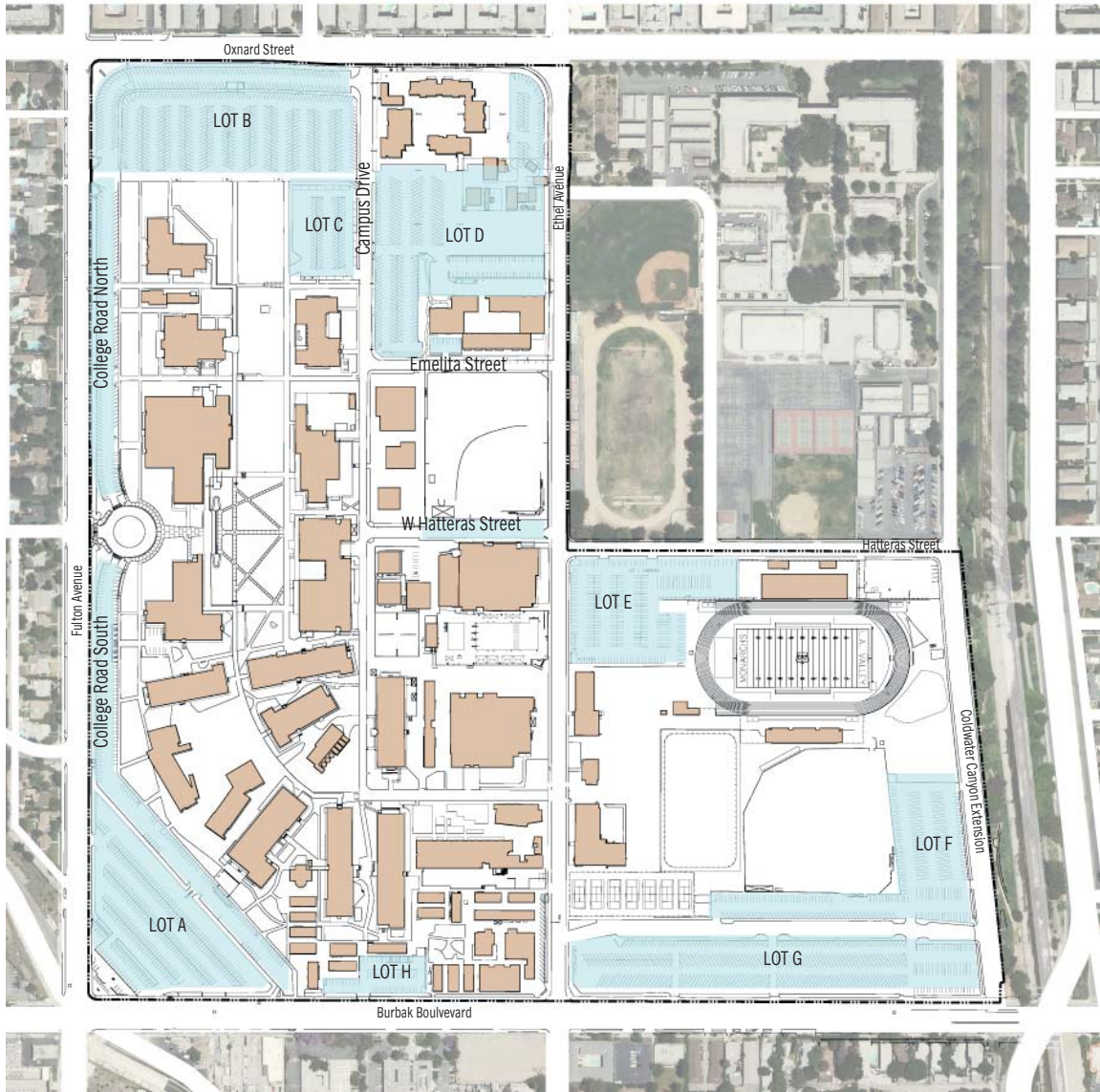


Figure 3.11 Existing Campus Parking

Parking Lot	Existing Count	Internal Street Parking	Existing Count	Public Street Parking	Existing Count
Lot A	397	College Road North	151	Fulton Ave.	23
Lot B	604	College Road South	267	Oxnard St.	43
Lot C	115	Central Plant	17	E. Hatteras St.	29
Lot D	275	Administration	10	Coldwater Extension	78
Lot E	280	W. Hatteras St.	50	Burbank Blvd.	114
Lot F	297	Campus Dr.	72		
Lot G	551	Emelita St.	16		
Lot H	55	Ethel Ave.	130		
subtotal	2,574	subtotal	713	subtotal	287
				Total	3,574



GREEN SPACE

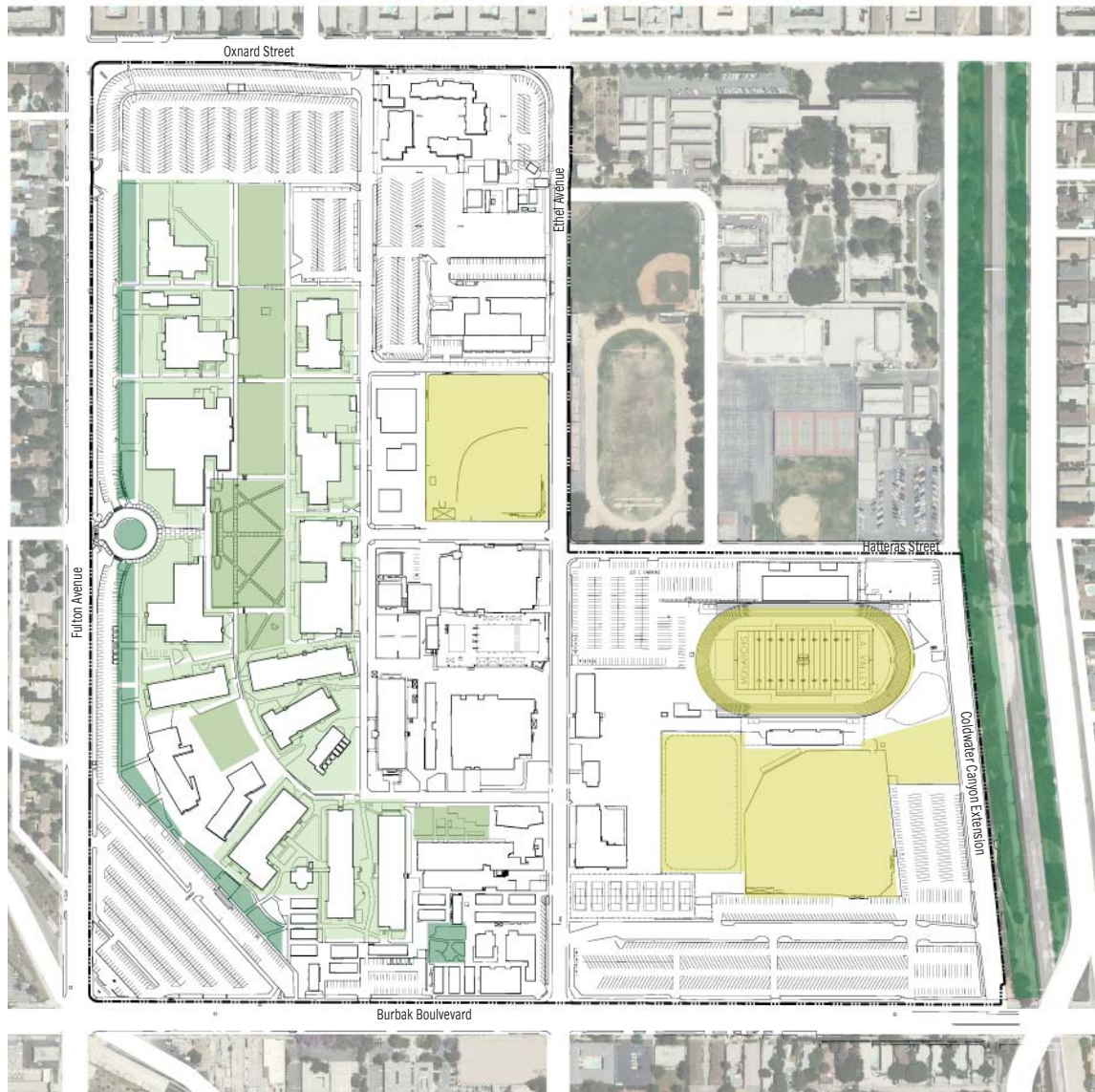
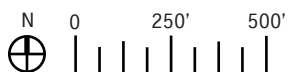


Figure 2.12 Existing Campus Green Space

Known for its urban forest and mature landscape, LAVC desires to consolidate its athletic fields and better define its campus edges through improved landscape.



- Formal Quad
- Interstitial Landscaping
- Athletic Fields
- Landscape Green Belt

OPPORTUNITIES / CONSTRAINTS / ASSETS

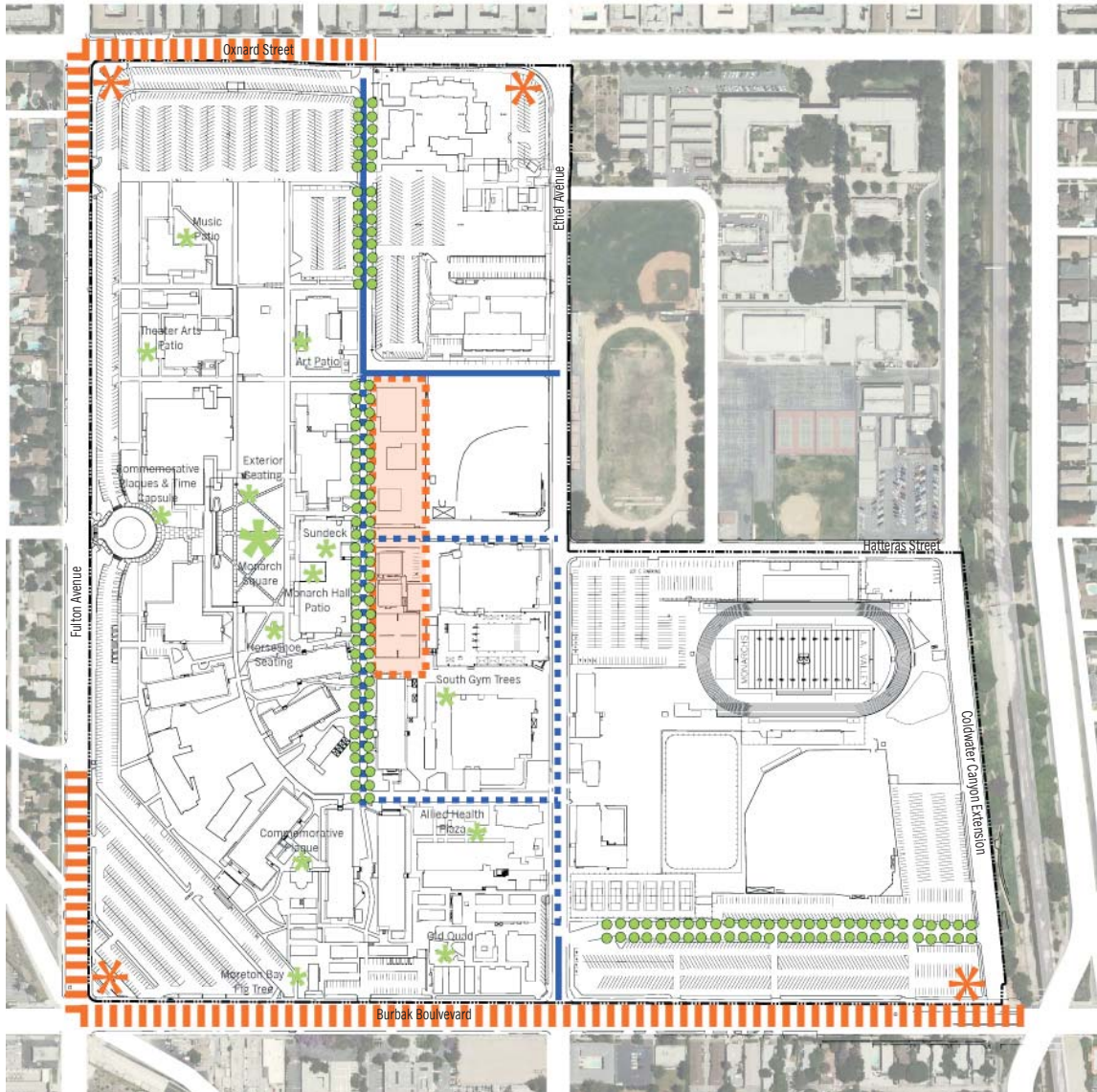



Figure 2.13 Existing Campus Opportunities Constraints and Assets



TOPOGRAPHY

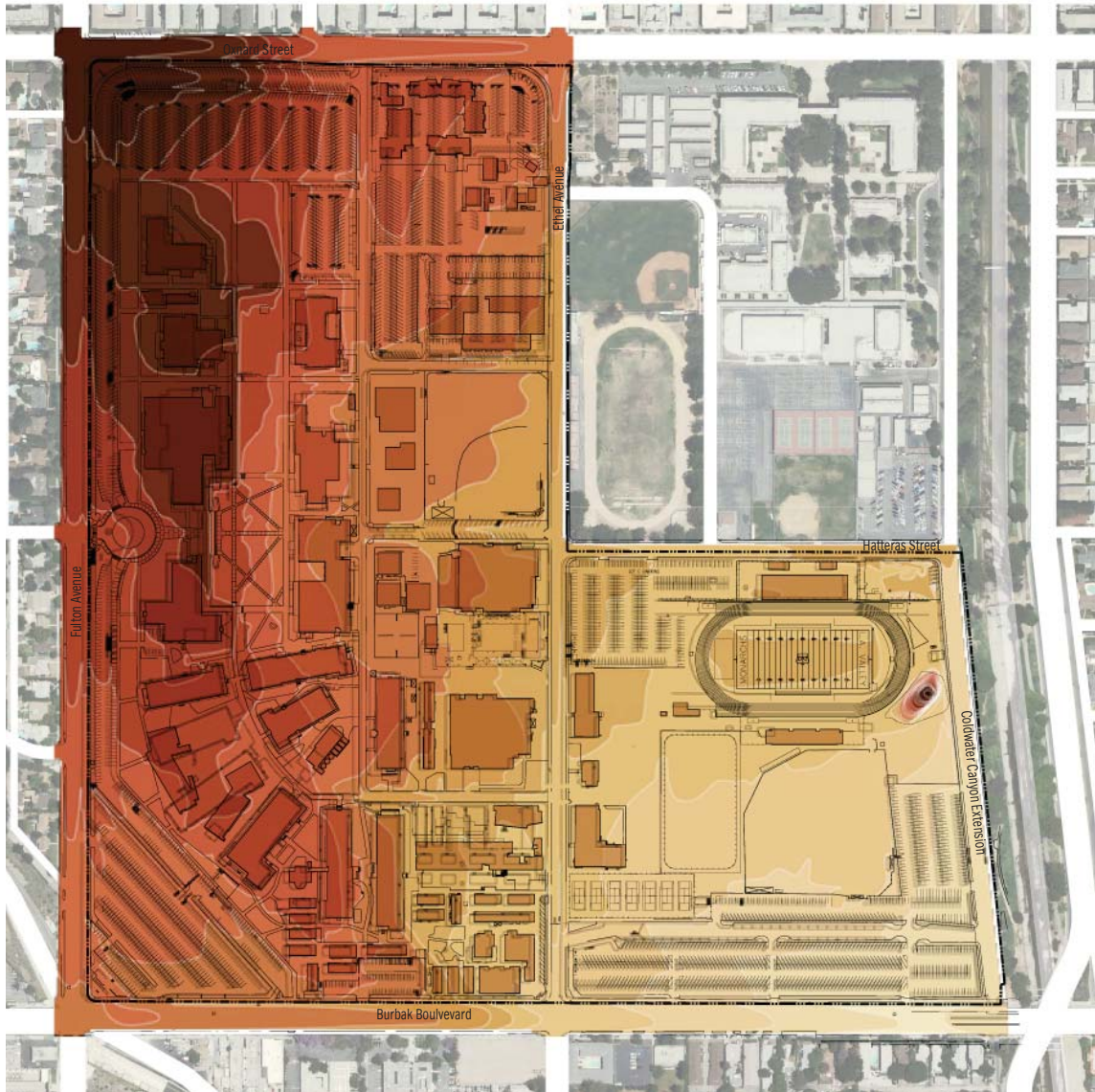
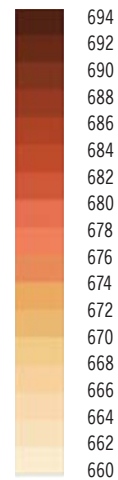
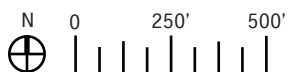


Figure 2.14 Existing Campus Topography



LANDSCAPE

SITE IMPRESSION / ANALYSIS

Existing Landscape Organization

1. Primary Gateways & Entrances
2. Perimeter Parking Lots
3. Perimeter Green Belt
4. Core Open Space
5. Sports Complex

SWOT Analysis (Strengths, Weaknesses, Opportunities, and Threats)

1. Strengths

- a. Mature, well structured, urban forest.
- b. Park-like setting.
- c. Robust landscape planting & structure.
- d. Distinctive Improvements

2. Opportunities

- a. Reorganization of landscape spaces to improve social spaces, identity, and sustainable systems
- b. Connection to Tujunga Wash
- c. Site History
- d. Urban Edge
& Public Transportation Link
- e. Prototype for Sustainable Development & Practices

3. Weaknesses

- a. Disconnected Open Space & Way finding
- b. Dispersed Gathering Spaces & Program
- c. Inconsistent Campus Furniture; Stark Materials
- d. Sustainable Landscape Practices; Water Use & Quality
- e. Heat Island

4. Threats

- a. Renovations weaken identity & campus structure
- b. Water scarcity & global warming
- c. Urban forest needs planning for the future



SPACE UTILIZATION

ROOM USE BY TYPE

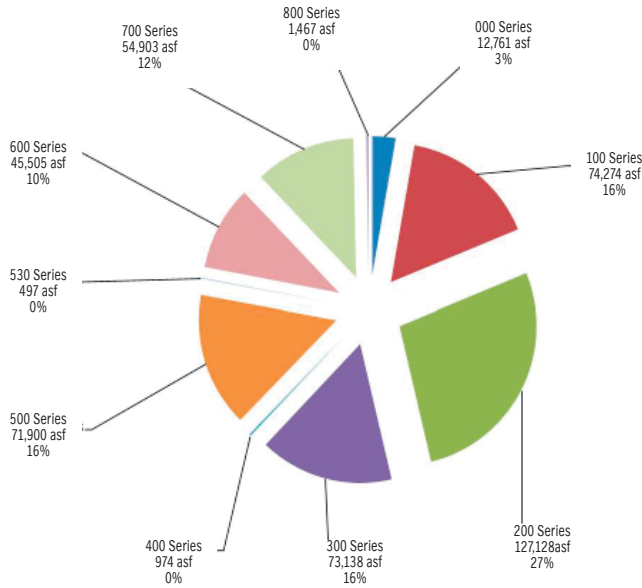


Figure 2.15 Space Utilization by Room Type

000 Series	Inactive / Conversion / Unfinished	12,761 asf
100 Series	Classrooms	74,274 asf
200 Series	Laboratories	127,128 asf
300 Series	Offices	73,138 asf
400 Series	Read/Study	974 asf
500 Series	Athletics/PE/Demonstration	71,900 asf
530 Series	Audio/Visual/Radio/TV	497 asf
600 Series	Assembly/Exhibition/Food/Merchandise	45,505 asf
700 Series	Data/Shop/Storage	54,903 asf
800 Series	Nurse/Patient/Waiting	1,467 asf
total		462,547 asf

*figures based on 2009 Report 17

SPACE UTILIZATION

ROOM USE BY DEPARTMENT / PROGRAM

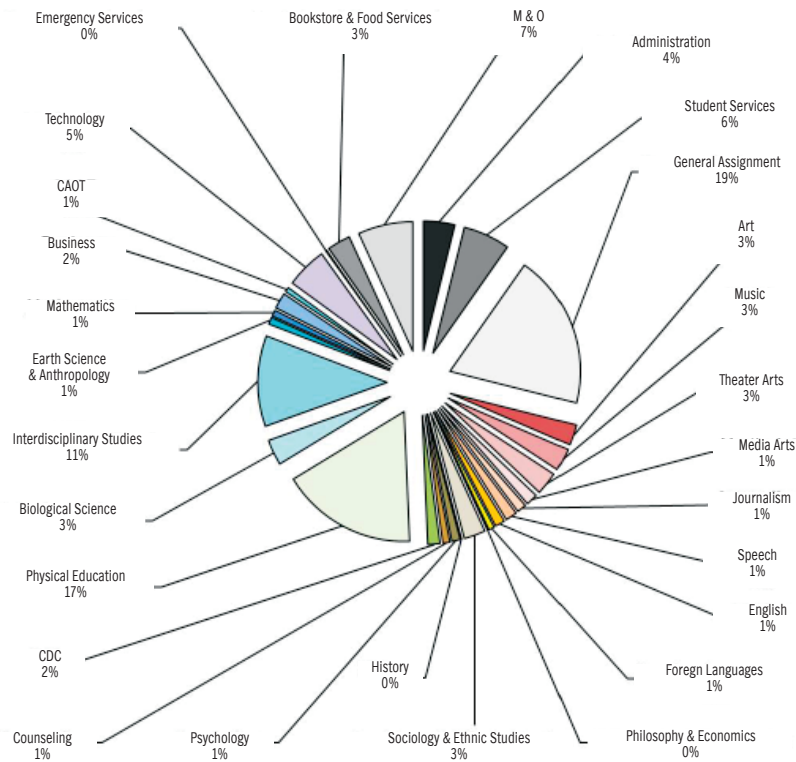



Figure 2.16 Space Utilization by Department/Program


Administration	24,708 asf	Psychology	4,863 asf
Student Services	23,051 asf	Counseling	4,090 asf
General Assignment	121,392 asf	Child Development	8,089 asf
Art	11,854 asf	Physical Education	78,254 asf
Music	12,810 asf	Biological Sciences	14,789 asf
Theater Arts	13,138 asf	Interdisciplinary Studies	21,077 asf
Media Arts	6,773 asf	Earth Sciences / Anthropology	3,983 asf
Journalism	5,379 asf	Mathematics	3,579 asf
Speech	6,606 asf	Business	6,681 asf
English	5,624 asf	CAOT	2,626 asf
Foreign Languages	3,148 asf	Technology	23,587 asf
Philosophy / Economics	700 asf	Emergency Services	588 asf
Sociology / Ethnic Studies	12,327 asf	Bookstore / Food Services	10,841 asf
History	322 asf	M & O	31,668 asf
		Total	462,547 asf

*figures based on 2009 Report 17

SPACE UTILIZATION



SPACE UTILIZATION



SPACE UTILIZATION

Building Utilization							Bldg ave
	ave lec capacity	total lec asf	ave lec hrs/wk	ave lab capacity	total lab asf	ave lab hrs/wk	hrs/wk
Math-Science	51	6,712	45.15	46	4,436	32.00	40.46
Planetarium	—	—	—	55	963	35.67	35.67
Humanities	40	6,203	40.43	35	1,128	15.46	35.43
Behavioral Science	61	7,328	33.18	30	690	38.50	33.77
Campus Center	44	11,574	36.35	20	1,665	9.38	33.18
Foreign Languages	46	7,282	29.80	—	—	—	29.80
Business-Journalism	50	960	24.17	40	11,344	30.36	29.67
Music	27	1,638	33.79	65	5,753	22.17	26.04
Life Science	50	2,820	37.97	33	7,405	19.40	25.59
Art	82	1,393	27.17	33	6,138	25.10	25.37
Engineering	50	1,195	22.50	38	12,635	19.09	19.43
Allied Health & Science Center	41	3,674	18.61	36	22,406	18.52	18.54
Cafeteria	60	1,085	16.91	—	—	—	16.91
Theater Arts	45	804	13.09	88	1,555	5.67	10.61
Bungalow 71	50	814	51.33	—	—	—	51.33
Bungalow 74	53	800	41.17	—	—	—	41.17
Bungalow 46	38	540	32.83	—	—	—	32.83
Bungalow 1	—	—	—	10	862	32.67	32.67
Bungalow 78	—	—	—	70	1,255	32.67	32.67
Bungalow 72	60	814	30.00	—	—	—	30.00
Bungalow 70	48	834	26.83	—	—	—	26.83
Bungalow 7	46	814	26.08	—	—	—	26.08
Bungalow 47	38	540	25.83	—	—	—	25.83
Bungalow 9	50	820	25.50	—	—	—	25.50
Bungalow 34	50	548	25.50	—	—	—	25.50
Bungalow 50	55	543	25.08	—	—	—	25.08
Bungalow 5	56	686	23.50	—	—	—	23.50
Bungalow 51	45	547	23.33	—	—	—	23.33
Bungalow 35	55	820	22.75	—	—	—	22.75
Bungalow 10	47	585	22.00	—	—	—	22.00
Bungalow 26	50	589	21.17	—	—	—	21.17
Bungalow 52	44	542	21.17	—	—	—	21.17
Bungalow 2	54	541	19.33	—	—	—	19.33
Bungalow 73	50	814	18.33	—	—	—	18.33
Bungalow 25	30	565	13.67	—	—	—	13.67
Bungalow 8	49	716	11.17	—	—	—	11.17
Computer Science	—	—	—	46	1,208	9.50	9.50
Bungalow 32	48	543	5.67	—	—	—	5.67
Bungalow 36	48	623	2.83	—	—	—	2.83
Total		67,306			79,443		

*figures based on 2009 Report 17 and Fall 2008 enrolment data

SPACE UTILIZATION

LECTURE UTILIZATION BY ROOM CAPACITY

Room Size	Room	Capacity	ASF	Utilization (hrs/wk)	Number of Sections	Average Enrollment	Average Fill Rate (class limit)
XS < 30 capacity 3	CC 204	20	330	41.33	17	29	91%
	M105	24	728	23.50	8	33	89%
	AHS 150	27	592	16.17	8	19	71%
	average	24	550	27.00	33	27	
S 30 -39 capacity 13	M104	30	910	44.08	17	24	74%
	B 25	30	565	13.67	7	23	65%
	CC 202	31	772	39.67	20	27	92%
	CC 12	32	710	16.75	6	21	40%
	H 101	35	709	43.50	14	39	98%
	H 110	36	724	41.67	20	25	98%
	H 111	36	724	36.67	13	32	88%
	H 113	36	722	30.83	10	31	95%
	H 115	36	722	42.75	19	22	79%
	FL 113	38	723	26.83	9	29	88%
	AHS 148	38	804	26.17	8	32	102%
	B 46	38	540	32.83	11	30	85%
	B 47	38	540	25.83	5	50	62%
average	35	705	32.40	159	30		
M 40 - 49 capacity 36	MS 111	40	978	49.83	14	45	111%
	TA 101	40	767*	14.50	9	10	29%
	CC 200	40	757	48.58	15	30	86%
	CC 201	40	751	51.83	18	33	98%
	CC 212	42	720	36.33	13	38	90%
	H 103	42	822	47.00	14	36	95%
	FL 110	42	724	25.33	6	26	64%
	BSC 105	42	716	32.83	11	44	97%
	BSC 104	44	720	41.00	14	38	87%
	BSC 106	44	724	28.67	11	34	96%
	BSC 108	44	720	29.50	12	32	91%
	FL 111	44	722	28.33	11	44	105%
	FL 112	44	722	22.67	13	20	66%
	H 104	44	830	44.17	18	41	81%
	FL 102	44	720	36.50	18	10	60%
	FL 104	44	723	29.91	18	15	81%
	B 52	44	542	21.17	7	42	92%
	CC 209	45	735	3.17	20	22	92%
	CC 210	45	735	38.50	18	31	98%
	CC 214	45	730	26.83	9	44	98%
	CC 203	45	735	42.50	17	31	91%
	LS 103	45	940	40.00	9	36	102%
	LS 105	45	940	29.00	11	35	100%
	B 51	45	547	23.33	9	31	81%
	MS 101	46	830	45.00	11	41	91%
	B 7	46	814	26.08	7	25	95%
	CC 205	47	742	45.33	14	33	83%
	B 10	47	585	22.00	9	31	87%
	FL 106	48	723	37.50	8	26	67%
	FL 108	48	721	27.17	9	22	65%
	FL 100	48	784	44.08	13	18	47%
	AHS 156	48	1,128	26.83	7	31	78%
	B 32	48	543	5.67			
B 36	48	623	2.83	1	22	44%	
B 70	48	834	26.83	8	35	78%	
B 8	49	716	11.17	5	14	29%	
average	45	751	30.89	407	30		

*figures based on 2009 Report 17 and Fall 2008 enrolment data

SPACE UTILIZATION

LECTURE UTILIZATION BY ROOM CAPACITY

Room Size	Room	Capacity	ASF	Utilization (hrs/wk)	Number of Sections	Average Enrollment	Average Fill Rate (class limit)	
L 50 - 59 capacity 23	E 100	50	1,195	22.50	7	14	36%	
	MS 103	50	825	45.00	11	35	96%	
	MS 105	50	825	43.91	11	43	96%	
	MS 107	50	896	47.25	11	33	82%	
	BJ 110	50	960	24.17	12	27	94%	
	BSC 102	50	722	44.83	21	33	99%	
	TA 102	50	804	11.67		28		
	B 9	50	820	25.50	8	39	89%	
	B 26	50	589	21.17	4	53	103%	
	B 34	50	548	25.50	4	41	88%	
	B 71	50	814	51.33	8	47	75%	
	B 73	50	814	18.33	6	34	78%	
	BSC 103	51	722	39.75	19	30	95%	
	CC 206	52	1,080	36.00	13	38	91%	
	AHS 332	52	1,150	5.25				
	H 105	52	950	36.83	14	27	85%	
	B 74	53	800	41.17	5	57	63%	
	B35	55	820	22.75	8	41	101%	
	B 2	54	541	19.33	4	30	75%	
	CC 208	55	925	31.50		38		
	B 50	55	543	25.08	9	33	96%	
	CC 207	56	1,030	46.17		36		
	B 5	56	686	23.50	7	32	88%	
average		52	829	30.80	182	36		
XL 50 - 59 capacity 7	C 123	60	1,085	16.91				
	CC 10	60	822	40.75	22	21	52%	
	MS 110	60	1,320	41.41	15	29	74%	
	B 72	60	814	30.00	11	30	82%	
	LS 101	61	940	44.91	10	22	85%	
	FL 115	62	720	19.67	5	26	69%	
	MS 109	62	1,038	43.63	12	52	111%	
average		61	963	33.90	75	30		
XXL > 69 capacity 3	A103	82	1,393	27.17				
	BSC 100	105	1,502	27.67	9	47	134%	
	BSC 101	105	1,502	21.17	6	29	74%	
average		97	1,466	25.34	15	38		
		85		31.01				
		total lec		lec ave				
LEC SIZE	Number of Rooms	% to total rooms	Capacity	Average ASF	Average Utilization (hrs/wk)	Number of Sections	Average Enrollment	Average Fill Rate (class limit)
XS	3	4%	< 30	550	27.00	33	27	70%
S	13	15%	30 - 39	705	32.40	159	30	88%
M	36	42%	40 - 49	751	30.89	407	30	85%
L	23	27%	50 - 59	829	30.80	182	36	80%
XL	7	8%	60 - 69	963	33.90	75	30	88%
XXL	3	4%	> 69	1,466	25.34	15	38	50%
	total	85						

*figures based on 2009 Report 17 and Fall 2008 enrolment data

SPACE UTILIZATION

LAB UTILIZATION BY ROOM CAPACITY

Room Size	Room	Capacity	ASF	Utilization (hrs/wk)	Number of Sections	Average Enrollment	Average Fill Rate (class limit)
XS < 30 capacity 14	AHS 335	4	511	2.08	2	9	15%
	AH 332B			4.91			
	B 1	10	862	32.67	7	49	109%
	CC 6	17	400	6.25	1	18	40%
	AHS 342	20	1,213	12.50			
	E 110	22	2,190	15.75	13	5	35%
	MI00	24	924	23.83	11	21	72%
	A 110	24	1,640	24.41	22	6	32%
	E 104	24	894	21.00	2	16	34%
	E 108	24	844	4.17	3	18	71%
	AHS 341	24	1,068	12.50			
	AHS 345	24	1,050	8.33			
	AHS 346	24	1,117	17.67			
	MS 106	28	966	6.33	3	20	50%
average		21	1,052	13.74	64	18	
S 30 - 39 capacity 25	A105	30	1,134	30.33	8	5	89%
	BSC 110	30	690	38.50	16	21	77%
	CC 8	32	780	12.50	4	9	32%
	BJ 109	32	1,372	31.25	8	26	71%
	LS 107	32	1,260	32.25	12	31	99%
	LS 109	32	1,177	27.08	4	27	103%
	LS 110	32	1,264	19.41	6	39	95%
	LS 113	32	1,188	7.67			
	LS 114	32	1,266	11.17			
	AHS 143	32	1,515	35.91	15	34	101%
	AHS 243	32	1,442	17.17	3	34	94%
	AHS 331	32	1,091	14.00	3	30	101%
	E 113	34	1,156	9.50	2	20	51%
	BJ 114	34	1,167	11.67	18	4	86%
	MI10	34	574	7.33	3	11	62%
	H 112	35	410	10.33	8	17	48%
	H 114	35	718	20.58	5	21	58%
	A101	35	1,070	22.83	20	2	19%
	A104	35	1,190	28.33	7	35	79%
	BJ 105	35	1,346	37.00	14	24	57%
	MS 108	36	819	37.67	11	28	81%
	BJ 111	36	1,494	32.67	8	25	78%
	LS 104	36	1,250	18.83	2	30	67%
BJ 101	37	1,254	33.50	2	21	67%	
E 101	38	1,620	31.08	15	25	86%	
average		34	1,130	23.14	194	23	
M 40 - 49 capacity 14	A 111	40	1,104	19.17	19	6	42%
	E 115	40	1,595	31.41	10	16	53%
	E 117	40	1,571	20.00	7	17	68%
	BJ 106	40	1,250	42.50	13	33	82%
	AHS 136	40	1,116	38.75	13	36	85%
	AHS 149	40	1,322	26.33	3	20	56%
	AHS 252	42	1,407	14.17			
	AHS 239	44	1,329	28.33	5	38	106%
	AHS 247	46	1,508	29.00	8	26	95%
	AHS 251	46	1,337	6.33			
	CSIT 1	46	1,208	9.50	3	20	50%
	BJ 108	47	1,248	22.67	7	33	74%
	AHS 155	48	1,414	23.25			
	AHS 248	48	1,316	6.33			
average		43	1,338	22.70	88	25	

*figures based on 2009 Report 17 and Fall 2008 enrolment data

SPACE UTILIZATION

LAB UTILIZATION BY ROOM CAPACITY

Room Size	Room	Capacity	ASF	Utilization (hrs/wk)	Number of Sections	Average Enrollment	Average Fill Rate (class limit)
L 50 - 59 capacity	AHS 151	52	1,500	21.83			
	AHS 152	52	1,150	32.58	10	28	70%
	BJ 107	54	953	31.58	9	34	76%
	PLN 112	55	963	35.67	12	45	99%
	E 107	58	1,599	26.25	8	25	56%
average		54	1,233	29.58	39	33	
XL 60 - 69 capacity	E 102	60	1,166	12.67	4	19	42%
	MS 113	60	1,335	31.83	9	40	89%
	MS 114	60	1,316	53.25	18	37	86%
	M 112	64	2,061	28.83	3	1	10%
average		61	1,470	31.65	34	24	
XXL > 69 capacity	B 78	70	1,255	32.67	12	24	72%
	TA 104	88	1,555	5.67	3	24	88%
	M106	138	2,194	28.67	13	22	77%
	average		99	1,668	22.34	28	23
61				22.16			
total labs				lab ave			

LAB SIZE	Number of Rooms	% to total rooms	Capacity	Average ASF	Average Utilization (hrs/wk)	Number of Sections	Average Enrollment	Average Fill Rate (class limit)
XS	14	22%	< 30	1,052	13.74	64	18	47%
S	25	38%	30 - 39	1,130	23.14	194	23	80%
M	14	22%	40 - 49	1,338	22.70	88	25	78%
L	5	8%	50 - 59	1,233	29.58	39	33	84%
XL	4	6%	60 - 69	1,470	31.65	34	24	58%
XXL	3	5%	> 69	1,668	22.34	28	23	47%
total	65							

*figures based on 2009 Report 17 and Fall 2008 enrolment data

3

MASTER PLAN UPDATE

FACILITIES SUMMARY

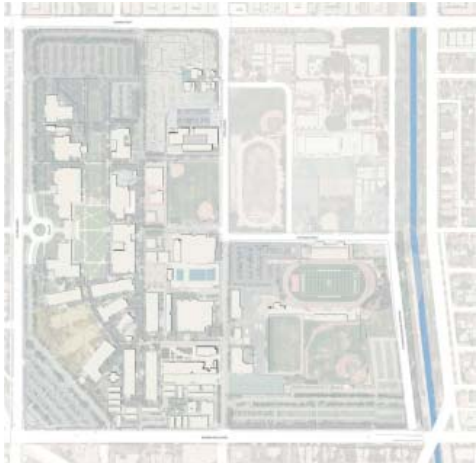
The master plan update builds upon the campus' existing framework and prior planning to strategically locate new projects creating structure and coherence. The original identity of Monarch Square and the North Mall is respected and reinforced by the placement of appropriately scaled buildings at its perimeter to emphasize the definition of this outdoor space.

The sustainable park, a new feature from prior plans, is realized through the consolidation of all athletic fields. This new open space runs parallel to the North Mall and serves as a link to the academic and athletic zones. As a compliment to the traditional spaces on campus, this area will become a new campus "green" - a sustainable park with native and drought tolerant plants, an area for the college and community to gather and learn.

The Athletic Zone now has a dedicated plaza for gathering of pre- and post-game functions, as well as community events. It is connected back to the main campus through the ceremonial Alumni Walk.

LAVC is dedicated to becoming a model of a sustainable campus and using its assets as educational tools. A variety of sustainable strategies - both building and site - were identified in the process as opportunities for future projects to implement.

The logistics of implementation also played an important role in the development of the plan update. Studies to ensure that all program that is being displaced by demolition will have a designated final location, and an interim location if necessary, were done.



Existing Campus



Master Plan - Horizon 1



Master Plan - Horizon 2

MASTER PLAN - HORIZON 1

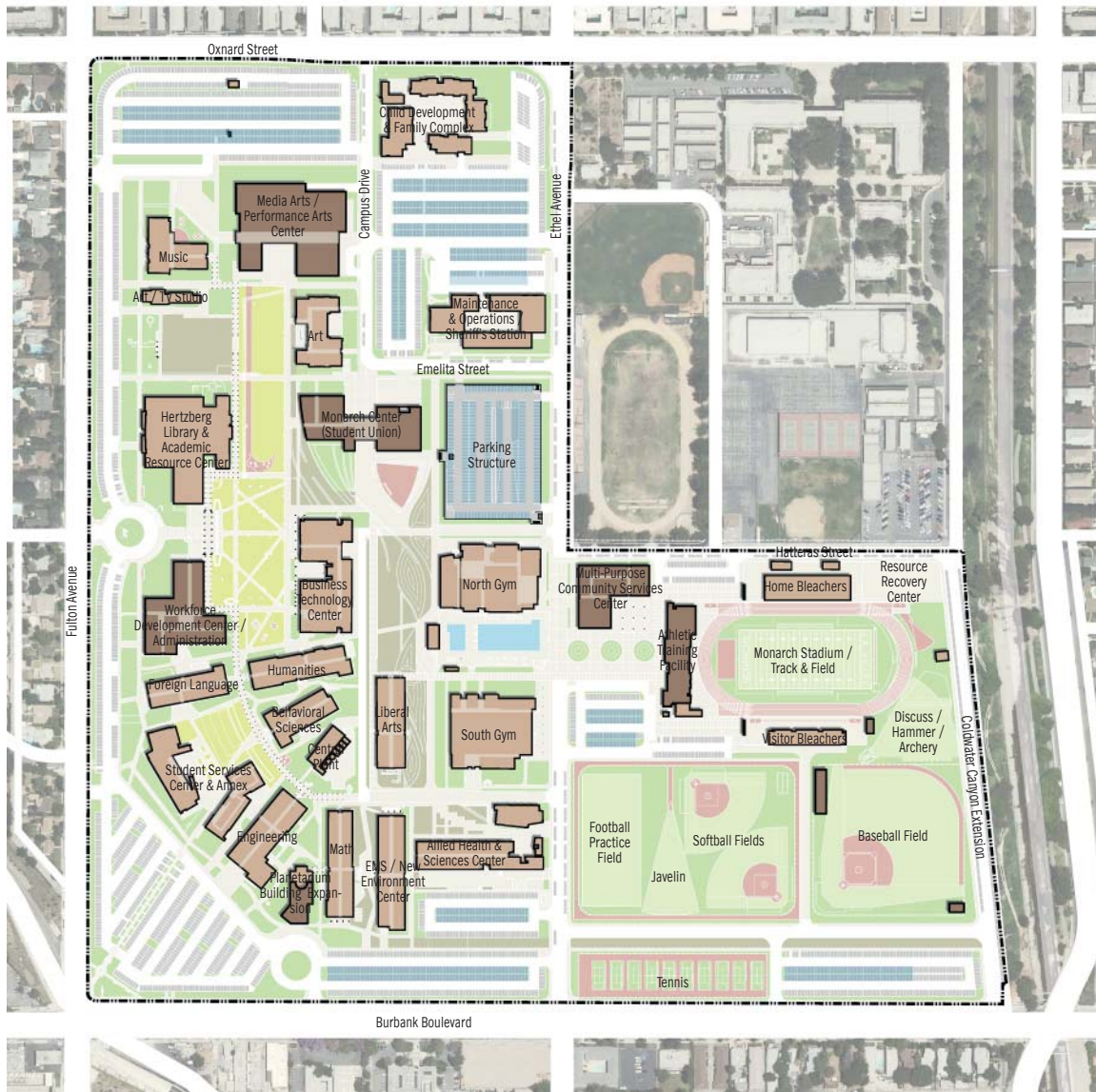



Figure 3.1 Master Plan - Horizon 1

Horizon 1 illustrates the master plan update for the campus to be completed with Measure J funding. It responds to projected needs for the college as identified in the Educational Master Plan. Projects in this horizon include Media Arts / Performance Arts Center, Monarch Center (Student Union), Community Workforce Development Center / Administration, Multi-Purpose Community Services Center, Athletic Training Facility, Planetarium Building Expansion, Consolidation of Athletic Fields, Bungalow Demolition, Campus Modernization, and General Landscape and Hardscape Improvements.



- Existing Building
- New Building

MASTER PLAN - HORIZON 2

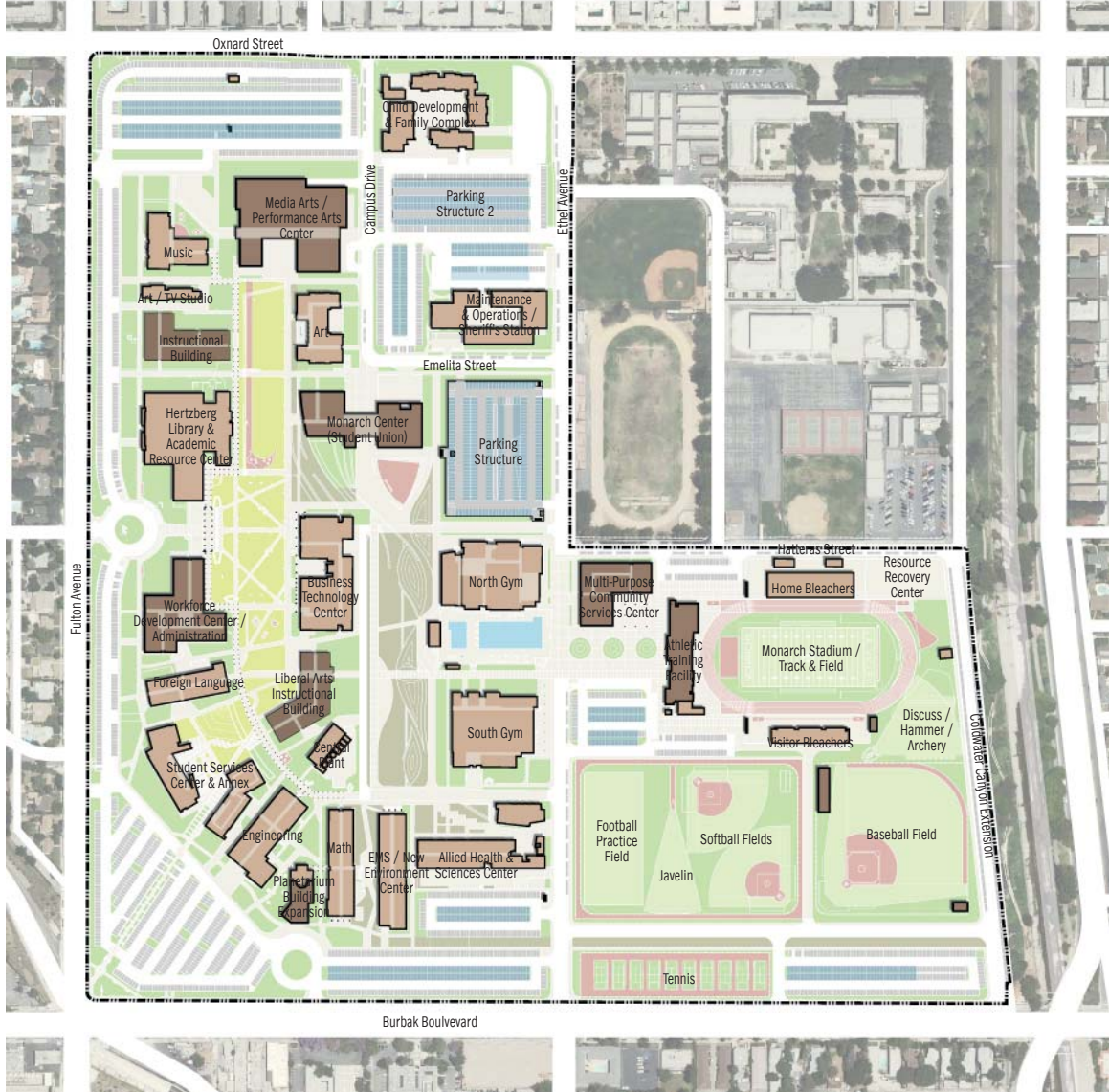


Figure 3.2 Master Plan - Horizon 2

The full build-out master plan update represents a long term vision, planning beyond current projected needs and available funding, to ensure a wholistic development for the campus. It includes a three-story Liberal Arts Instructional Building to replace Humanities, Behavioral Sciences, and Liberal Arts. The second instructional building in the arts district and a second parking structure to accommodate future growth.



- Existing Building
- New Building

BUILDINGS SUMMARY

Bldg. #	Building Name	Year Completed	Total ASF	Total GSF	Efficiency
1	Administration	1959	17,297	26,955	64.2%
3	Foreign Language	1959	10,430	16,130	64.7%
6	Engineering	1959	17,930	24,145	74.3%
7	South Gymnasium	1961	31,120	45,200	68.8%
8	Emergency Services Training (Life Science)	1962	13,364	20,660	64.7%
9	Cafeteria	1961	16,246	29,345	55.4%
10	Theater Arts	1961	15,713	21,693	72.4%
11	Music	1961	12,169	16,441	74.0%
12	Bungalow 1-2	1955	1,621	1,818	89.2%
13	Bungalow 3-4-5	1953	1,544	1,848	83.5%
14	Bungalow 7-8	1949	1,610	1,856	86.7%
15	Bungalow 9-10	1951	1,623	1,876	86.5%
16	Bungalow 13-14	1951	1,664	2,401	69.3%
17	Bungalow 15	1949	1,439	2,343	61.4%
21	Bungalow 24-25-26	1951	2,279	2,768	82.3%
22	Bungalow 30 -31	1949	1,629	1,865	87.3%
23	Bungalow 32-34	1949	1,638	1,865	87.8%
25	Bungalow 35-36	1951	1,617	1,865	86.7%
26	Bungalow 37-38	1953	1,622	1,856	87.4%
27	Bungalow 39-40	1951	2,863	3,817	75.0%
28	Bungalow 41-42	1951	2,900	3,867	75.0%
29	Bungalow 43-44	1951	1,949	2,390	81.5%
30	Bungalow 45-46-47	1954	1,620	1,806	89.7%
31	Bungalow 48-49	1951	1,703	2,068	82.4%
32	Bungalow 50-51-52	1954	1,632	1,838	88.8%
42	Bungalow 70-71	1951	1,648	1,806	91.3%
43	Bungalow 72-73	1950	1,628	1,864	87.3%
44	Bungalow 74-75-76	1951	3,626	4,835	75.0%
45	Bungalow 78	1955	1,943	2,190	88.7%
47	Field House	1952	7,541	9,764	77.2%
48	Art	1964	12,167	18,965	64.2%
49	Business-Journalism	1964	15,962	22,590	70.7%
50	Math-Science	1964	13,616	19,611	69.4%
51	Planetarium	1964	1,601	2,616	61.2%
52	Behavioral Sciences	1965	9,585	13,700	70.0%
53	Humanities	1965	13,956	19,400	71.9%
54	Motion Picture	1969	3,525	4,700	75.0%

BUILDINGS SUMMARY

Bldg. #	Building Name	Year Completed	Total ASF	Total GSF	Efficiency
56	Campus Center	1969	57,967	38,553	69.4%
57	Bungalow 83-84-85	1971	2,466	2,667	92.5%
58	Bungalow 80-81-82	1951	2,522	2,667	94.6%
59	Bungalow 11-12	1951	793	928	85.5%
61	Bungalow 76A-76B	1951	571	1,179	48.4%
62	Bungalow 77	1951	3,453	4,604	75.0%
64	Gymnastic Center	1952	13,491	18,700	72.1%
67	North Gymnasium (Women's PE)	1973	29,318	37,963	77.2%
70	Child Development Center (old)	1978	5,600	5,830	96.1%
73	Computer Science	2001	3,051	3,600	84.8%
74	Financial Aid	2001	3,660	4,320	84.7%
75	M&O - Sheriff	2006	24,417	26,452	92.3%
76	Allied Health & Sciences Center	2008	56,537	80,767	70.0%
77	Central Plant		3,986	5,694	70.0%
82	Business Office		1,896	2,709	70.0%
83	Sidewalk Cafe		106	151	70.2%
116	Coffee House		551	787	70.0%
	Temporary Library			3,614	
	Temporary LRC			3,980	

Projects Currently in Construction

	Child Development & Family Complex	2010	19,428	25,904	75.0%
	Student Services Center & Annex	2010	26,121	40,186	65.0%
	Hertzberg Library & ARC	2010	65,933	92,922	71.0%

Measure J Projects

	Media Arts/Performance Arts Center	TBD	64,200	102,720	62.5%
	Athletic Training Facility	TBD	11,700	18,000	65.0%
	Planetarium Building Expansion	TBD	2,920	4000	73.0%
	Multi Purpose Community Services Center	TBD	17,000	20,000	85%
	Monarch Center (Student Union)	TBD	25,600	39,385	65.0%
	WDC/Administration	TBD	42,767	65,795	65.0%
	Parking Structure (1,200 spaces)	TBD			

	Buildings on Campus - Horizon 1		588,357	869,037	69.2%
--	--	--	----------------	----------------	--------------

**item in red are to be demolished*

FRAMEWORK

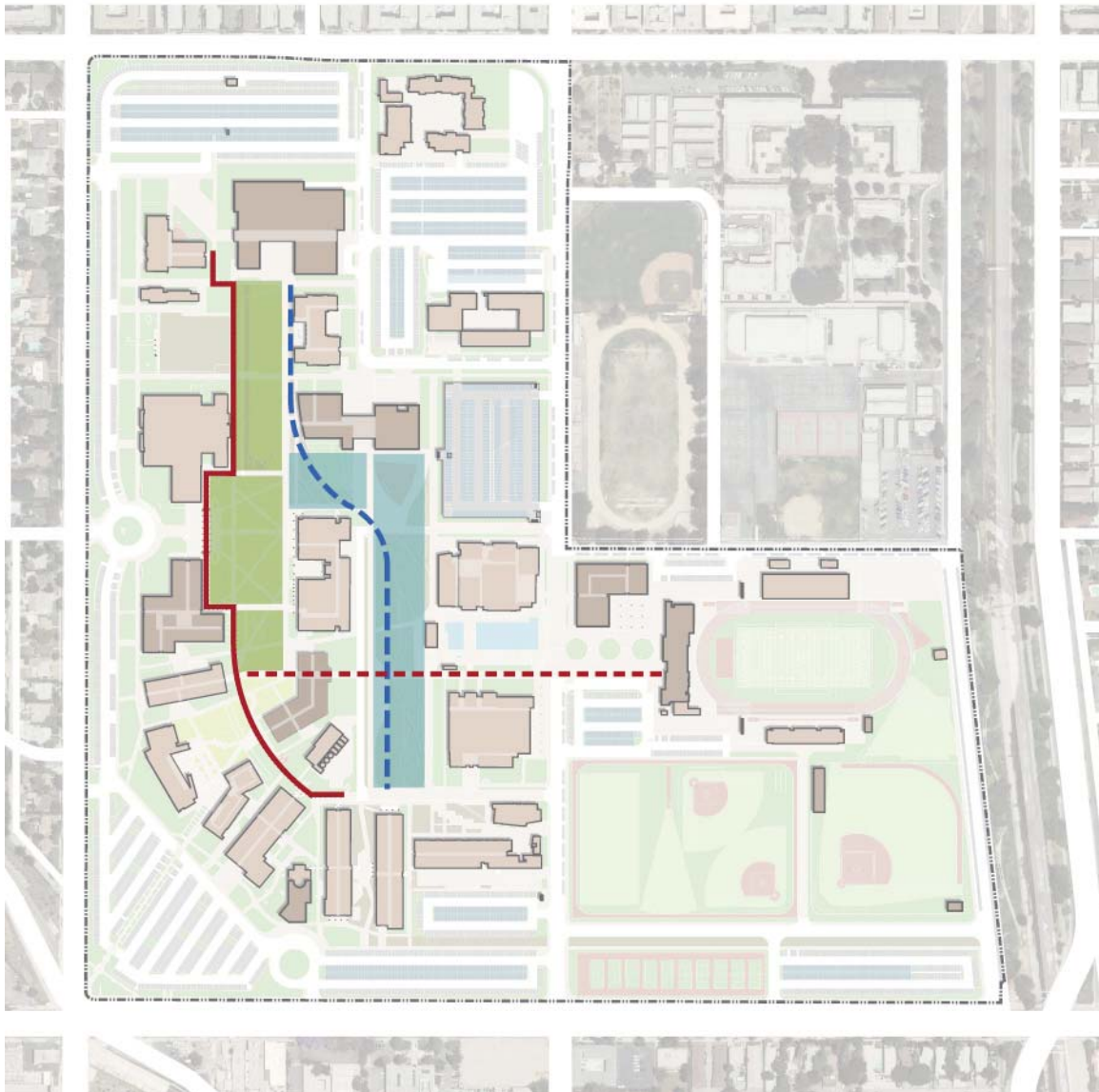



Figure 3.3 Master Plan Update Framework

The existing campus framework of the formal quad and covered walkway is augmented by a new cross-campus riparian feature with a sustainable mall highlight, and the consolidation of the athletic fields.

- Formal Quad
- Sustainable Mall
- Covered Walkway
- Alumni Walk
- Valley College Creek



PEDESTRIAN CIRCULATION

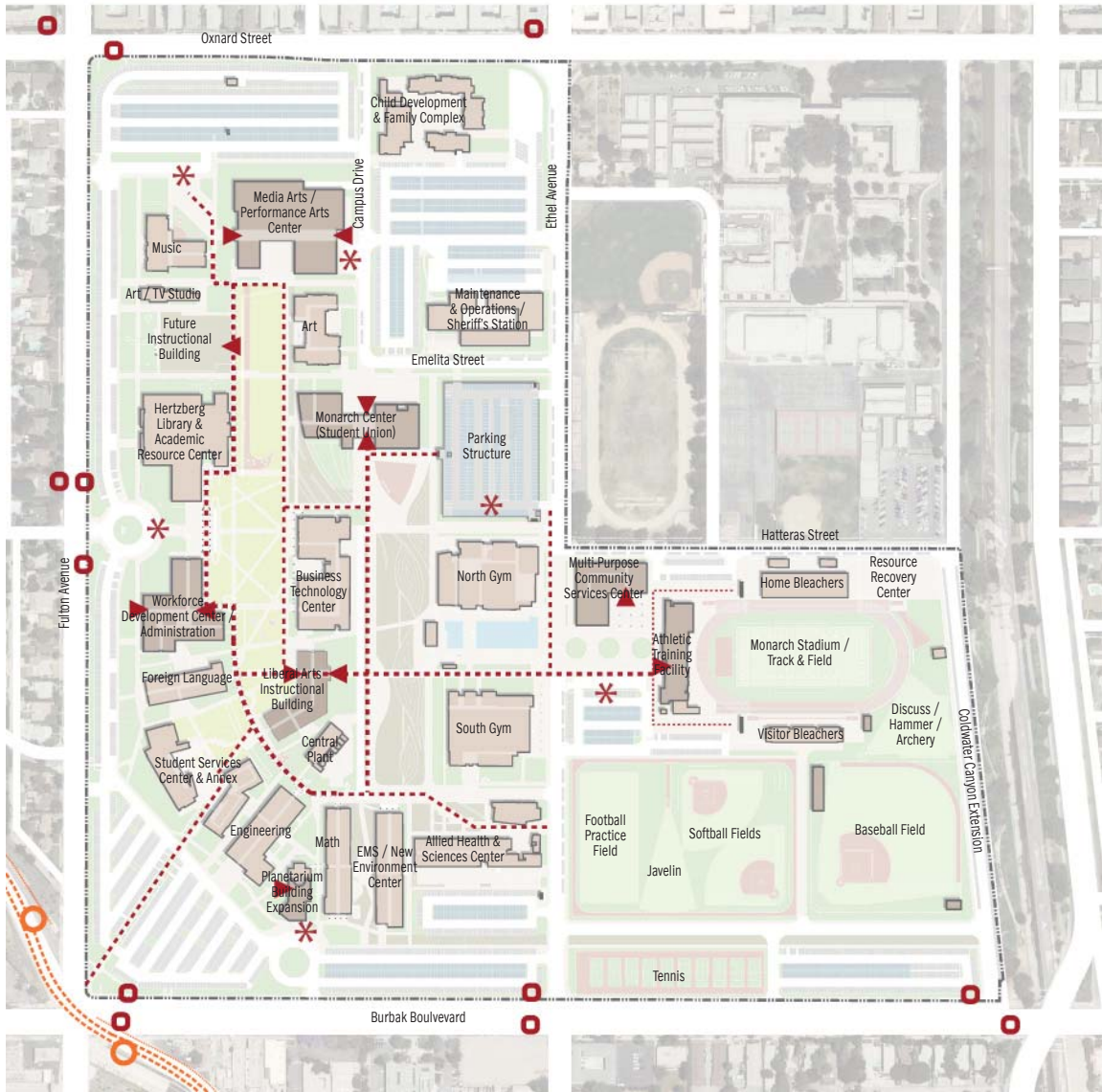


Figure 3.4 Master Plan Update Pedestrian Circulation



VEHICULAR CIRCULATION

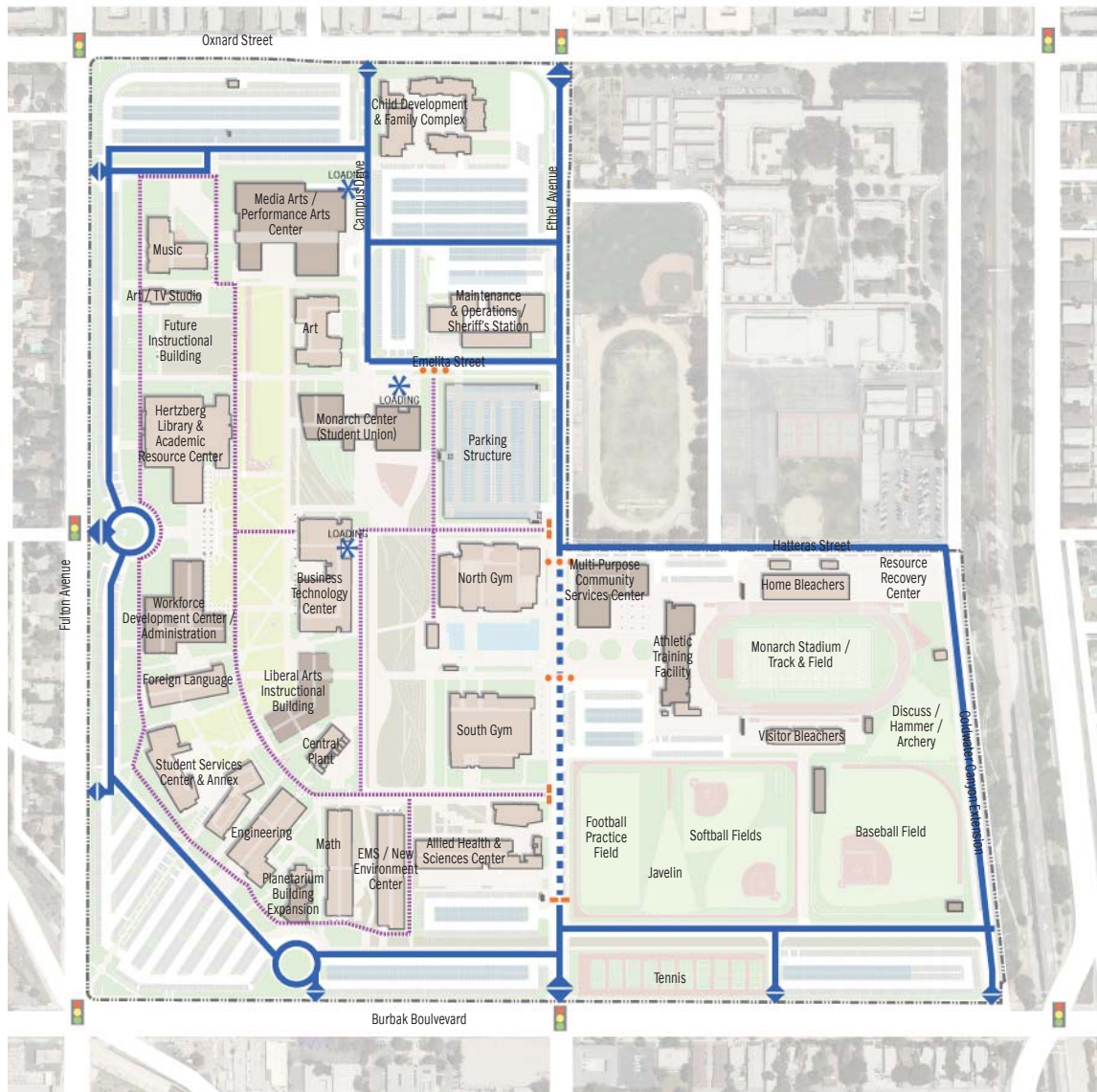












Figure 3.5 Master Plan Update Vehicular Circulation

When detailed programming occurs for the various projects, circulation should address the need for electric cart charging stations strategically located throughout the campus.

-  Event Loading Zone
-  Service / Loading Zone
-  Traffic Light
-  Primary Vehicular Entry Point
-  Secondary Vehicular Entry Point
-  Lever Arm Gate
-  Retractable Bollards
-  Public Vehicular Route
-  Restricted Vehicular Route
-  Service Vehicular Route



PARKING

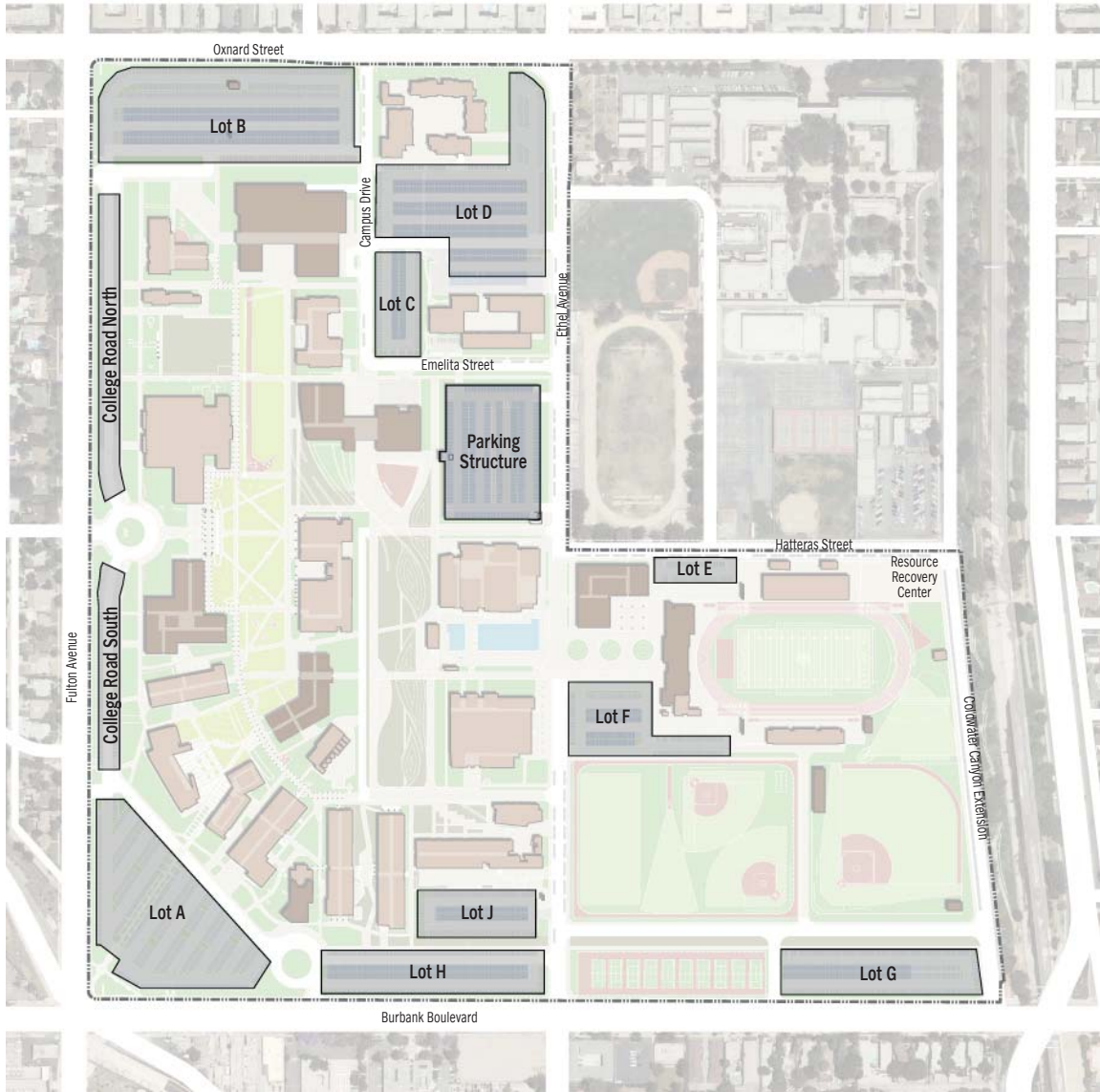


Figure 3.6 Master Plan Update Parking






Lot / Street	Existing	Proposed	Existing	Proposed	Public Street Parking	Existing	Proposed	
Lot A	397	445	College Road South	267	110	Fulton Ave.	23	23
Lot B	604	550	Central Plant	17	0	Oxnard St.	43	43
Lot C	115	120	Administration	10	0	E. Hatteras St.	29	29
Lot D	275	380	M&O	N/A	63	Coldwater Extension	78	78
Lot E	280	40	W. Hatteras St.	50	34	Burbank Blvd.	114	114
Lot F	366	120	Campus Dr.	72	20	subtotal	287	287
Lot G	482	230	Emelita St.	16	16	Total	3,574	4,234
Lot H	55	256	Ethel Ave.	130	60	Projected 2023 need		4,054
Lot J	N/A	133	Parking Structure	N/A	1,200	surplus		180
College Road North	151	170	subtotal	3,287	3,947			

SUSTAINABILITY



Figure 3.7 Master Plan Update Site Sustainable Strategies

The Los Angeles Community College District (LACCD) Board of Trustees has adopted a district-wide Sustainable Building Plan to incorporate energy-saving and environmentally friendly features into the new structures. The above diagram identifies potential implementation location for various sustainable strategies, for which the campus intends to become a laboratory for learning. Implementation of these strategies are to be further discussed by LAVC’s sustainability committee and will be in accordance to the LACCD Sustainable Design Standard.

-  Existing Sun Chiller Solar Vacuum Heat Tubes
-  Heat Pump System
-  Existing Photovoltaics
-  Water Infiltration
-  New Photovoltaics
-  Wastewater Collection
-  "Big Belly" Trash Bins
-  Stormwater Collection
-  Resource Recovery Center
-  Biome / Natural Habitat
-  Wind Turbines



PROJECT FUNDING

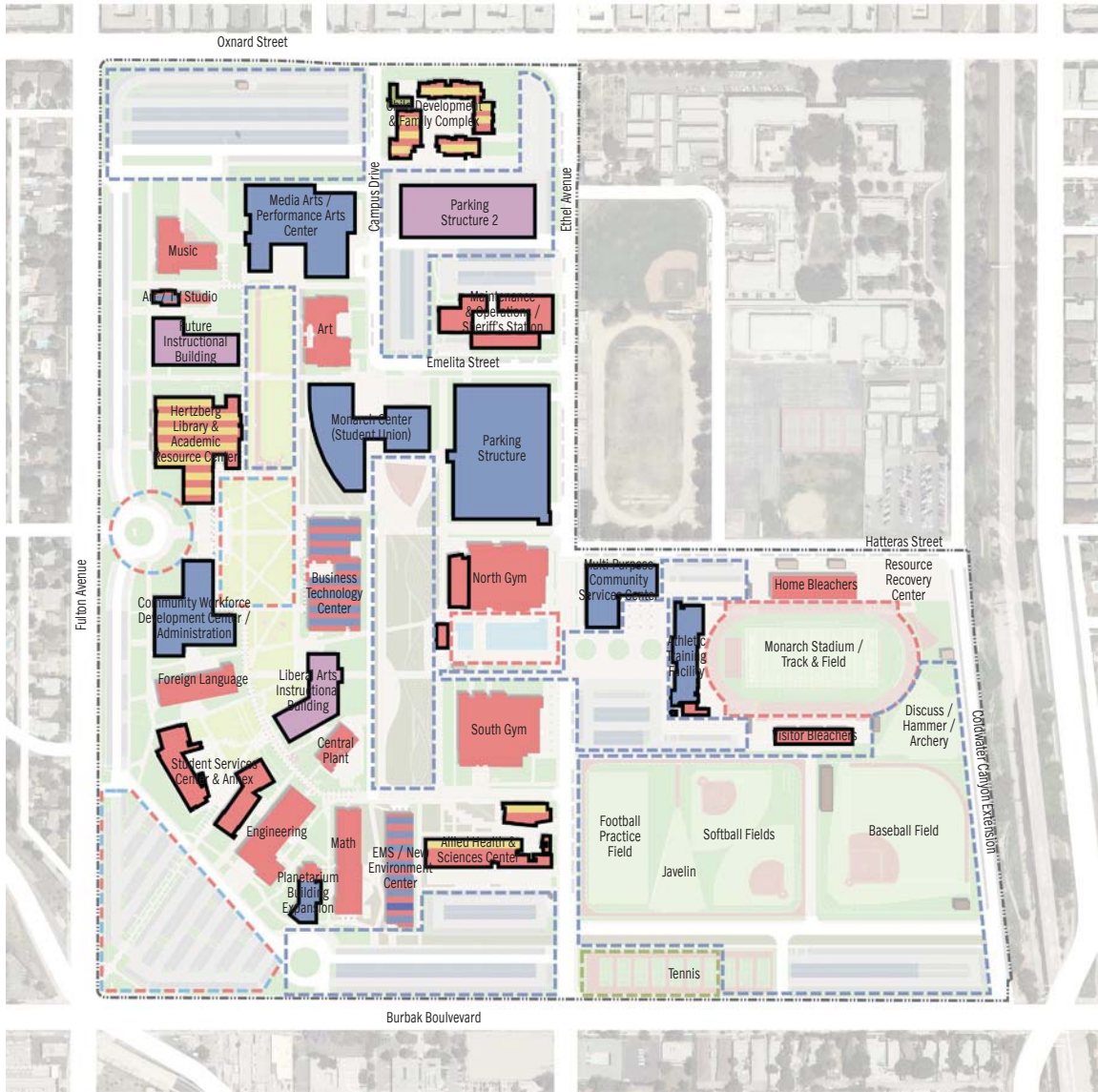


Figure 3.8 Master Plan Update Project Funding Sources

- Private Funding
- Federal Funding
- State Funding
- Prop A/AA - Non-Building Project
- Prop A/AA - Renovation Project
- Prop A/AA - Building Project
- Measure J - Non-Building Project
- Measure J - Renovation Project
- Measure J - Building Project
- To Be Determined

ARCHITECTURAL SUMMARY

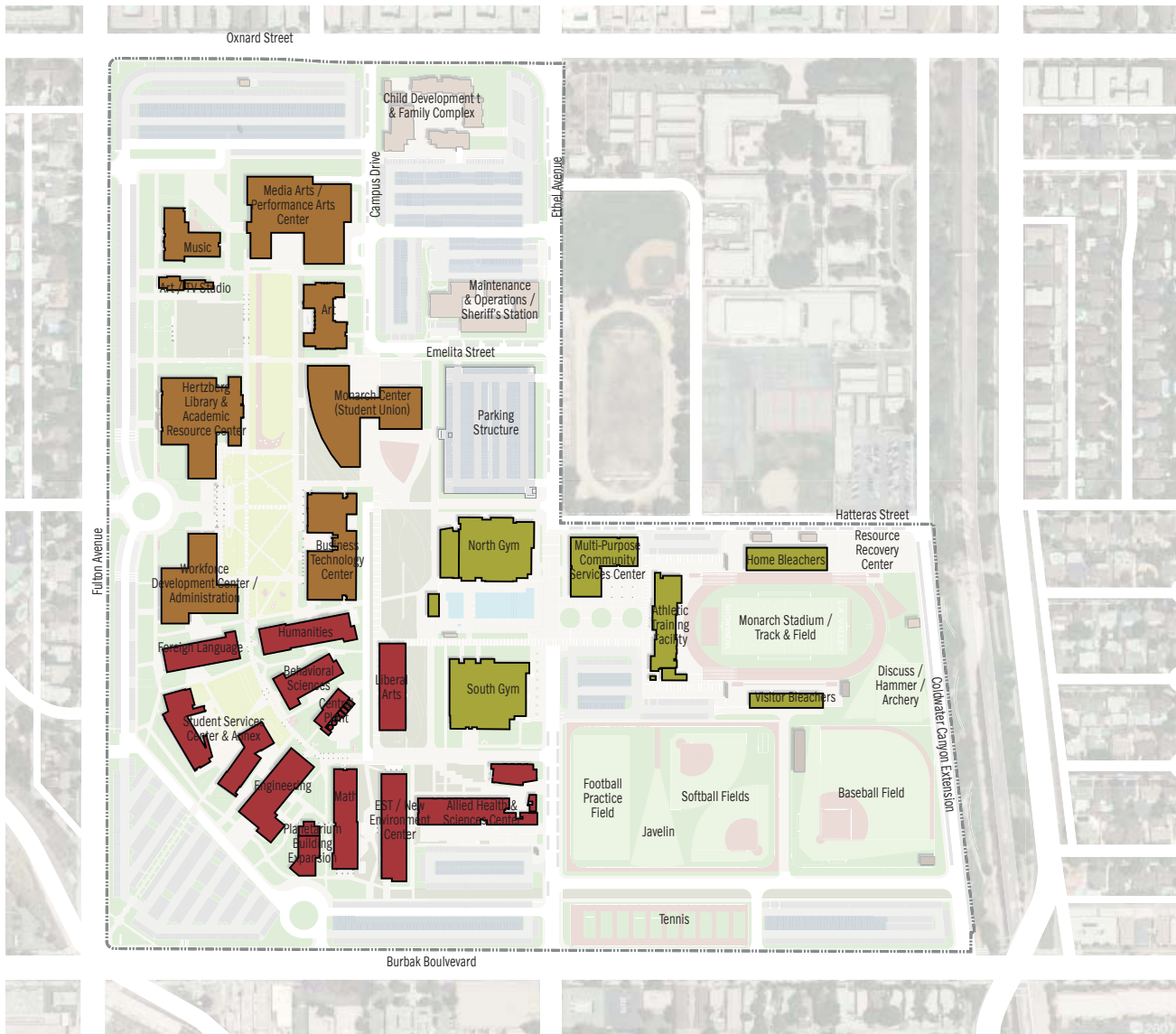


Figure 3.9 Master Plan Update Building Zones


The Architectural Zones provide framework for individual projects to ensure that the development of specific areas on campus remain consistent with the overall master plan vision. Three building zones are identified, each with a particular character related to its location. These are buildings around the formal quad, buildings along the backwards “J”, and buildings in PE/Athletic area.

Each proposed facility is described in terms of their function to serve internal user groups’ needs as well as their role in the overall campus master plan.



- Buildings Around Formal Quad
- Buildings Along Curving Covered Walk
- Buildings in PE / Athletics Area

ARCHITECTURE



BUILDINGS AROUND FORMAL QUAD

Buildings in the Arts District and around Monarch Square are formal and monumental to reflect the character of the quad they contain. These buildings should have main entrances from this outdoor space.

Smaller outdoor spaces such as courtyards, patios, and gardens, may be associated with each building for more specialized activities.



Art Building



Campus Center



Hertzberg Library and Academic Resource Center

ARCHITECTURE



Humanities Building

BUILDINGS ALONG CURVING WALK

Buildings in the South Campus District, particularly the ones along the curving covered walkway are humble and intimate buildings nestled within the trees.

The covered walkway is an integral part of the campus identity and should be maintained and upgraded. Putting a bright splash of color on the underside of the canopy could liven up this circulation spine.



Foreign Languages Building



Covered Walkway

ARCHITECTURE



PE / ATHLETICS

With the consolidation of athletic fields in the south-east quadrant of the campus, an athletic complex is created centered around a large plaza suitable for large events. Alumni Walk, a formal promenade ties this complex back to the heart of the campus, as well as creates ceremonial paths to both “Home” and “Visitor” stadia.



Concession Stand & Visitor Restrooms

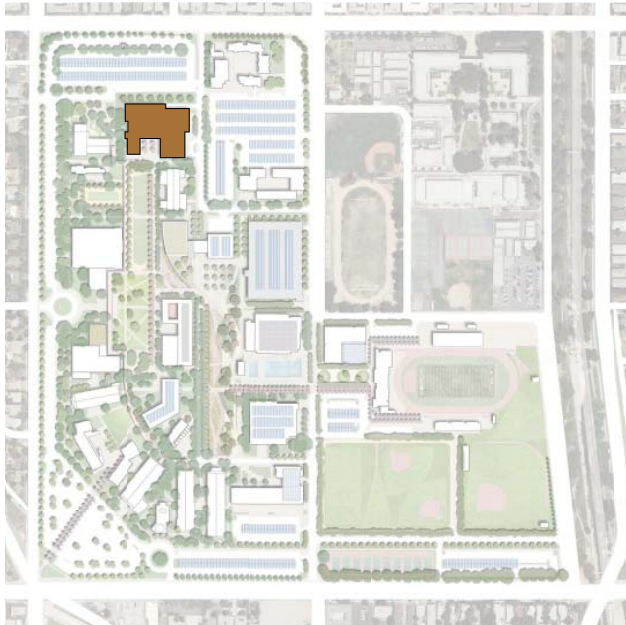


North Gym



Home Stadium Bleachers

ARCHITECTURE




MEDIA ARTS/PERFORMANCE ARTS CENTER

64,200 ASF / 102,720 GSF

Originally designed as a Media Arts Building, the new project combines the Media Arts with a new Performance Arts Center.

As a combined project, the facility shares common spaces thereby increasing efficiency and reducing cost. The project is located at the north end of the mall and acts as the end cap to this formal outdoor space. The building will be visible from outside the campus on Oxnard Boulevard and Fulton Avenue.



Schematic Design Rendering
LAVC Media Arts / Performance Arts Center



ARCHITECTURE



MONARCH CENTER (STUDENT UNION)

26,600 ASF / 40,923 GSF

This building is sited in a critical junction in the center of the campus. It is important that the building's design reflect its function as a circulation hub. Transparency and permeability should be emphasized. Integral to the building is a large plaza for various events.

Consistent with the idea of this project being a convergence zone, the plaza has the opportunity to warp and slope up becoming a green roof. The space combines ideas of sustainability and social activity into physical form.

Initial occupants, to be confirmed during detailed programming, include: bookstor, cafeteria, faculty lounge, Health Services, Lion's Den, offices, and meeting rooms. It was noted that a food kiosk is desired on south campus to serve that population.



Delft University of Technology Library
Delft, Netherlands



California Academy of Sciences
San Francisco, California



IIT McCormick Tribune Center
Chicago, Illinois

ARCHITECTURE



PARKING STRUCTURE

The four-level parking structure, parking at least 1,200 cars, is centrally located on campus adjacent to Monarch Center and the new Student Plaza.

The structure will have two primary pedestrian access points: one on its west side off of the Student Plaza, and another on its South-East corner favoring the Athletics Events Plaza.

Vehicular access will primarily be off of Ethel Avenue, with an auxiliary access point from its north side off of the service road.

The first level of the parking structure should have designated spaces for short term parking for passenger drop-off and pick-up, as well as reserved spaces for handicap parking, carpool vehicles, and charging stations for electric cars. A section of the first level may be designated for faculty and staff.

Photovoltaic canopies are recommended to be installed over the roof deck.



Arizona State University Parking Structure
Tempe, Arizona

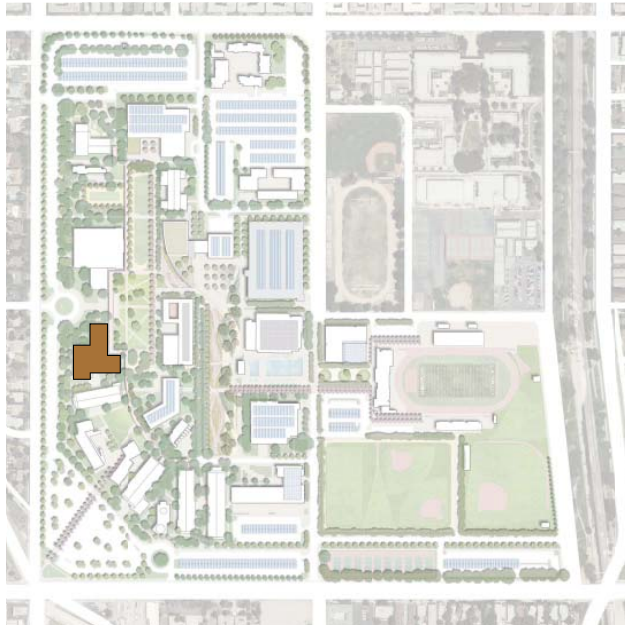


Fairfield Multi-Modal Transportation Center
Fairfield California



Parking Structure, CSU Fullerton
Fullerton, California

ARCHITECTURE



WORKFORCE DEVELOPMENT CENTER /ADMINISTRATION

42,767 ASF / 65,795 GSF

A new two story building to house the Workforce Development Center, Administration offices, and Lecture Rooms will replace the existing Administration building. Along with the new Library & Academic Resource Center, it will flank the gateway to the campus from Fulton Entry and should match the scale and presence of the Library for formal balance.

The building shall have multiple access points which all converge to an atrium that rises through the second floor. Community related program should also be located in the first floor with presence from the street side to be easily accessible. Administrative offices and student related functions are recommended to be in the second floor.

An outdoor patio for community, foundation, and administrative events is desired for the second level and may be designed as a green roof.



American Society of Landscape Architects Headquarters
Washington, DC



UCSD Prince Center
San Diego, California



Harbor College Student Services
Harbor City, California

ARCHITECTURE



Campus Center

BUSINESS TECHNOLOGY BUILDING (CAMPUS CENTER RENOVATION)

57,967 ASF / 83,552 GSF

The Campus Center will be renovated to become the Business Technology Building which will be the home to Business, Computer Applications and Office Technology, and Computer Science Departments.

Space vacated by the bookstore that moves to the Monarch Center, and office suites that move to Student Services, will be converted into laboratory spaces for instruction.

It is desired that some walls in the second floor be taken down to create larger rooms to accommodate computer labs, pending available funding.

Monarch Hall will be renovated to address existing concerns of lighting, acoustics, visibility, and functionality.



Monarch Hall



MIT Classroom
Massachusetts

ARCHITECTURE



PLANETARIUM BUILDING EXPANSION

2,920 ASF / 4,000 GSF

This expansion to the existing planetarium building shall include an instructional space, offices and support spaces, and a 40' diameter dome observatory on the roof.

Design of surrounding buildings, landscaping, and lighting should be sensitive to the planetarium's function and not obstruct sky visibility.



Planetarium



Planetarium



ARCHITECTURE


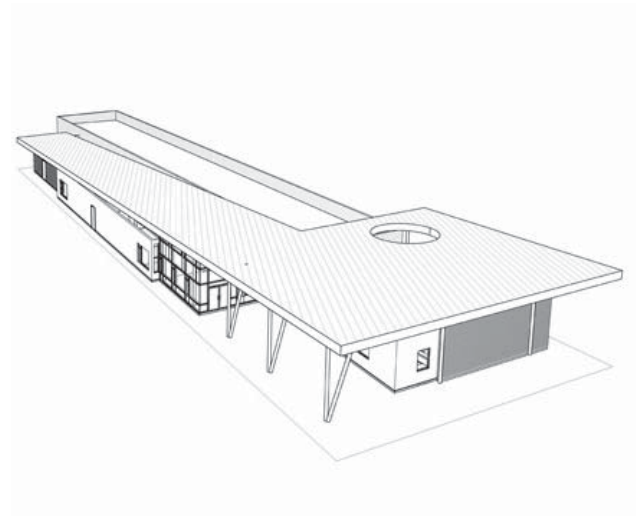


Monarch Stadium / Track & Field

ATHLETIC TRAINING FACILITY

11,700 ASF / 18,000 GSF

Prominently located in the center of the PE / Athletics complex, this building holds the responsibility of welcoming students, athletes, and spectators. It should be designed as a backdrop to both outdoor spaces it fronts: the Athletic Events Plaza and Monarch Stadium. Signage and graphics are ideal for this buildings.



Schematic Design Rendering
LAVC Media Arts / Performance Arts Center

ARCHITECTURE



MULTI- PURPOSE COMMUNITY SERVICES CENTER

17,000 ASF / 20,000 GSF

A new building for Community Services that currently utilizes the Gymnastic center and a few bungalows will be located adjacent to the Athletics Events Plaza. This location takes advantage of proximity to drop-off locations away from heavy traffic for safety, and athletic fields for outdoor activities.

Supplementary to the various indoor floor areas within this building, a courtyard with a photovoltaic overhead canopy shall be incorporated for outdoor activities.



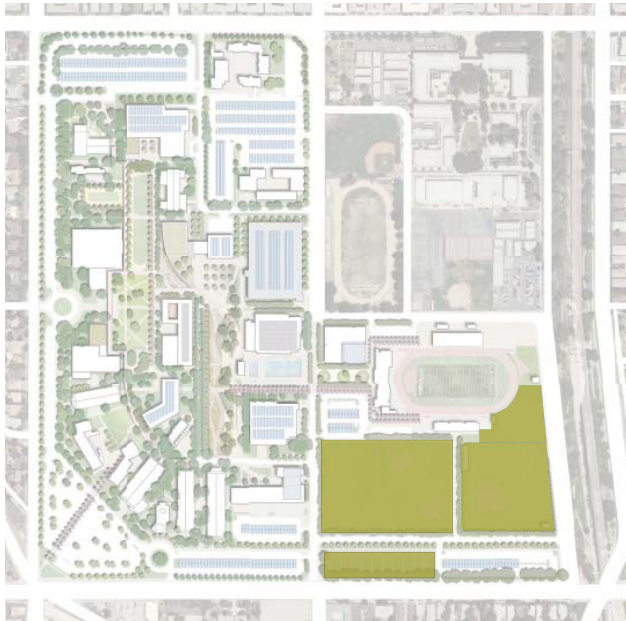
Biblioteca Central Estatal Wigberto Jiménez Moreno
León, Guanajuato, Mexico



The College at Brockport
Brockport, New York



ATHLETIC FIELDS



ATHLETIC FIELDS

The baseball field shall be reoriented and shifted to take over parking Lot F which is currently underutilized. This will allow for the two softball fields to be relocated next to the baseball field with possibility of sharing facilities along with the football practice field and javelin.

A running track of decomposed granite will loop around the athletic fields. This will be accessible by the general community to promote fitness and wellbeing.

The existing mound of earth that was leftover from the excavation of the pool will be leveled to provide enough room for a field to be used by shotput, hammer, and archery.



Monarch Stadium



Baseball Field



Football Practice Field & DG Running Track

LANDSCAPE OVERVIEW

As caretakers of higher learning, the faculty and staff of Los Angeles Valley College understand the ability of landscape to foster and nourish an environment of learning. In part, their understanding is due to the richly landscaped setting within which they practice. But as educators foremost, they have taken the opportunity to expand the role of landscape on campus and take their campus to the forefront of sustainable and regionally sensitive landscape and site design. With the improvement and guidelines proposed in this master plan, the campus landscape will serve not only as a better backdrop for an academic community, but also as an educational tool and model for future campuses and for the greater community as a whole.



Seating Area



Monarch Square

GOALS

The landscape master plan for LAVC is as practical as it is visionary. To fully realize a campus master plan, designers and planners must have a clear set of goals that establish the overall landscape structure, creative direction and programming. The landscape master plan follows the following set of goals:

- **RESPECT, IMPROVE, and CONNECT** to existing campus spaces and identity. The college has a robust landscape structure and identity. Improvements are necessary, but structure of certain iconic areas, such as the “J” and urban forest, should be preserved and enhanced. New areas should integrate and connect to the existing structure.
- **FOSTER** a comfortable, healthy, and nourishing environment for building a robust academic community year after year. The comfortable climate of Southern California puts even more emphasis on the function of outdoor spaces in a college environment. The campus landscape should always seek to create spaces that foster community and learning. Spaces should always focus on comfort, interaction, and attractive identities.
- **RECONNECT** the campus with its regional natural history and the Tujunga Wash. As a place of learning, LAVC has a great opportunity to demonstrate to its students and community the natural history of the area, especially through a celebration of Tujunga Wash. The site also has suitable topography and can integrate this concept into sustainable design and the creation of iconic spaces. Ultimately, by reconnecting with regional natural history, the college can be an advocate and example of environmentally-sensitive living.
- **PROMOTE** sustainable technologies and landscape to become a leader and educational center for sustainable practices. The campus will seek to become a model of sustainable design practices. As such it can become a leader, educational center, and advocate in the field.
- **INTEGRATE and ORGANIZE** campus internally and with neighborhood; improve connections between Academic, Sports, and Community. The campus structure should seek to make strong connections between all of these components, encouraging a stronger community and better campus experience.

LANDSCAPE MASTER PLAN

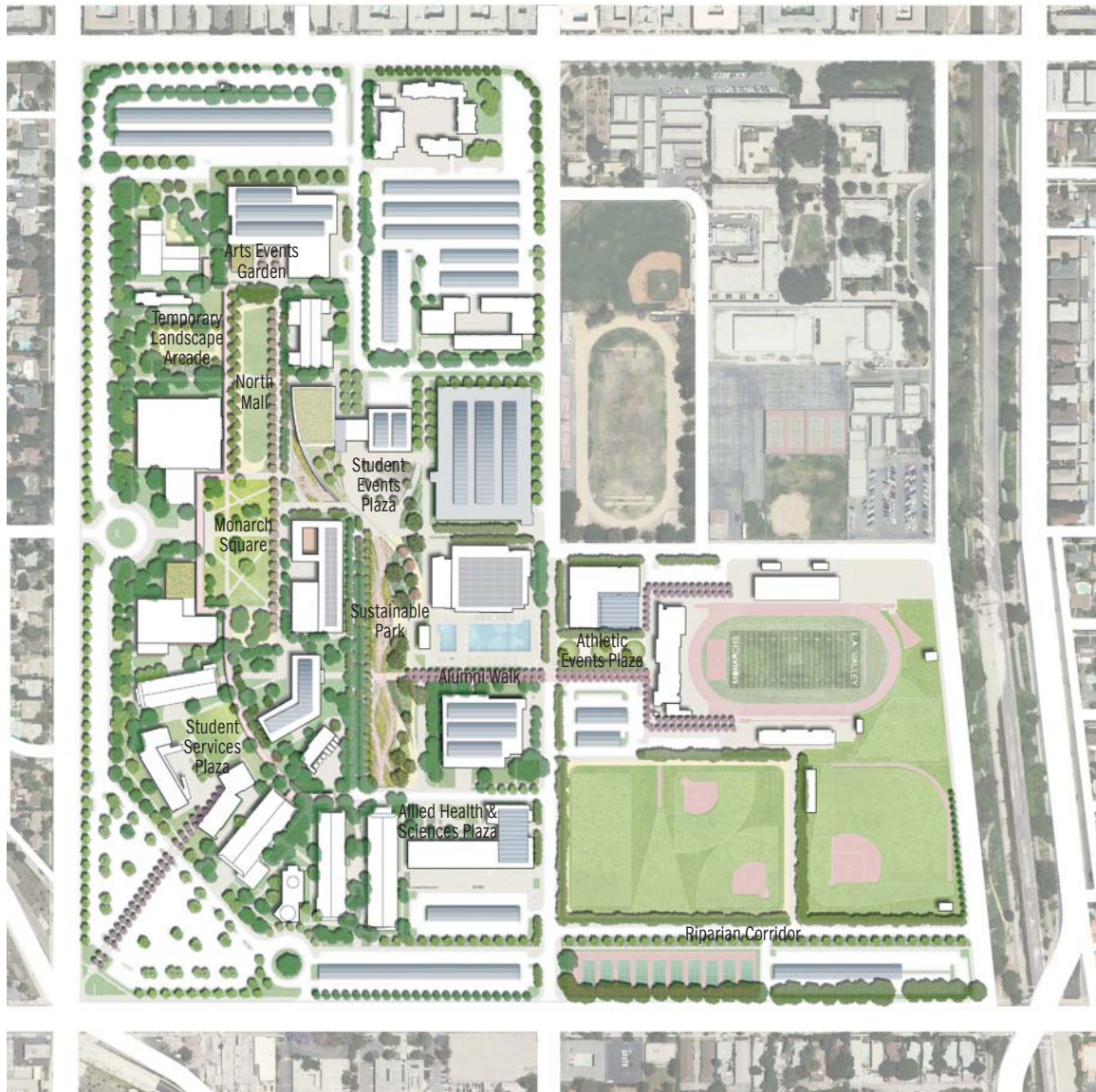
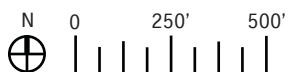


Figure 3.10 Illustrative Landscape Plan



LANDSCAPE MASTER PLAN



Figure 3.11 North Mall / Arts District

NORTH MALL / ARTS DISTRICT

With the addition of a new Performance Arts and Media Arts buildings capping the end, the North Mall area solidifies itself as the Arts District. In this area the existing landscape is retrofitted for better utilization and sustainable practices and new plazas are added to service the cultural locus.



LANDSCAPE MASTER PLAN

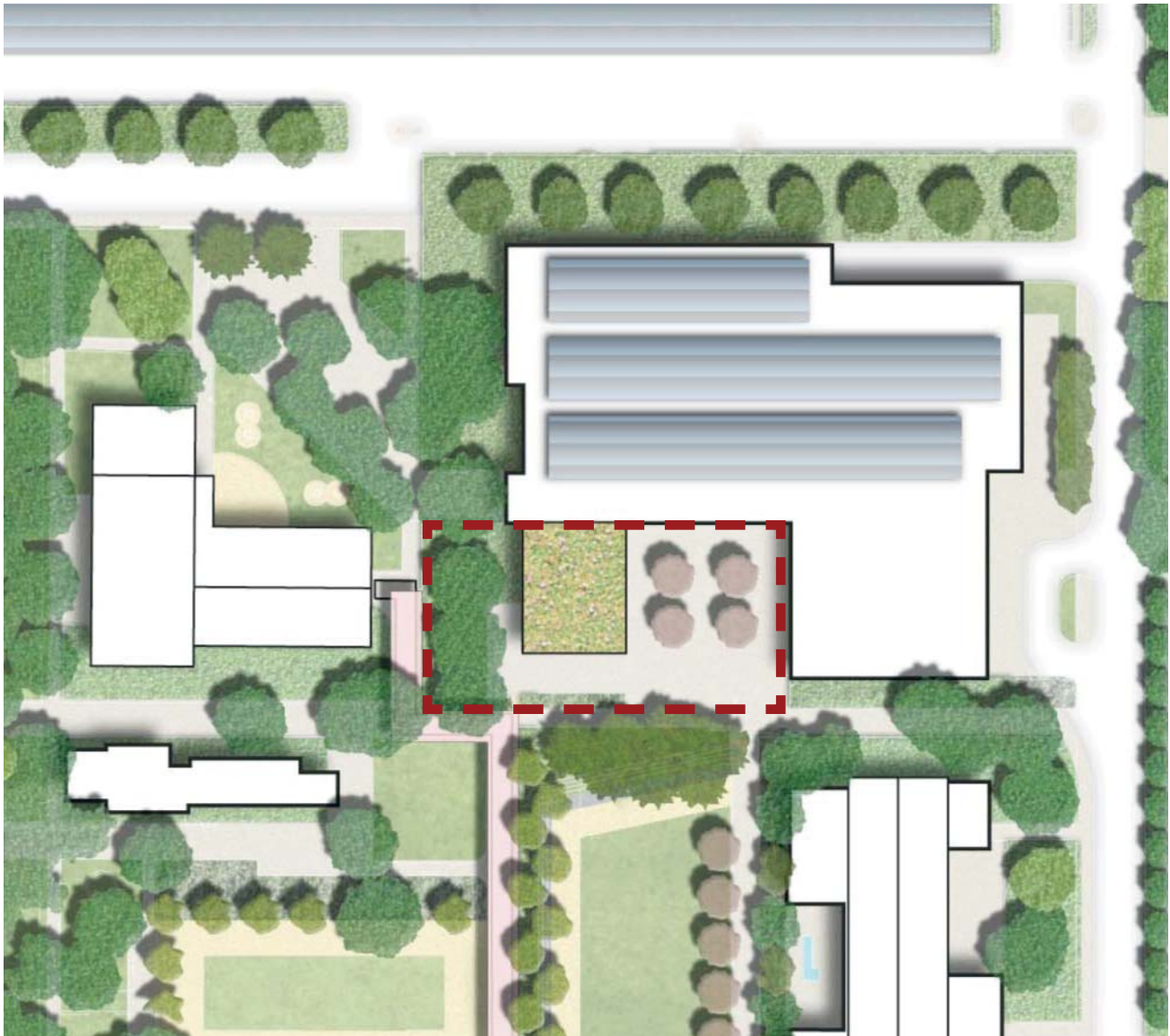


Figure 3.12 Arts Events Garden

ARTS EVENTS GARDEN

An Arts Garden Plaza to cap the north end of the central mall. Due to topography, this area would be integrated with the stepped seating and could also include a small amphitheater for outdoor events.

There is a desire to have public art installed throughout the campus per the recommendations of the College's Arts Committee



LANDSCAPE MASTER PLAN



Figure 3.13 Temporary Landscape Arcade

TEMPORARY LANDSCAPE ARCADE

A Temporary Landscape Arcade that is flexible space for program and serves as a placeholder for a future building. Students and faculty could use this space for temporary installations and events.

This area is intentionally land banked as a future building site therefore the landscape and site improvements should be designed accordingly.



LANDSCAPE MASTER PLAN



Figure 3.14 North Mall

STEPPED NORTH MALL SEATING

Stepped seating and decomposed granite paving along the slope adjacent to central mall. These improvements will reduce water use and increase use by students.



Figure 3.15 North Mall Perspective Rendering



Scott Arboretum Amphitheater of Swarthmore College
Swarthmore, Pennsylvania



LANDSCAPE MASTER PLAN



Figure 3.16 Valley College Creek



VALLEY COLLEGE CREEK

With the majority of the water draining northwest to southeast, a narrow riparian feature on the east side the mall will collect and treat storm water and ultimately connect to the Tujunga Wash, both symbolically and functionally.



LANDSCAPE MASTER PLAN

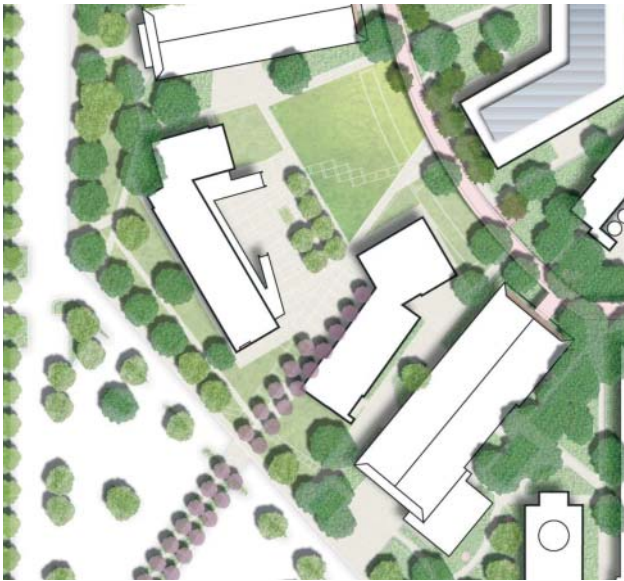


Figure 3.17 Student Services Plaza



Figure 3.18 Student Services Plaza Section

STUDENT SERVICES PLAZA

The student services lawn transforms the constraint of a partially submerged maintenance tunnel into an asset by creating a sloped lawn that serves to hide the tunnel and create an attractive gathering space and landscape feature. The sloped lawn becomes an attractive seating area and open space relief in this otherwise congested portion of the campus “J”.




Figure 3.16 Rendering of Student Services and Annex

LANDSCAPE MASTER PLAN

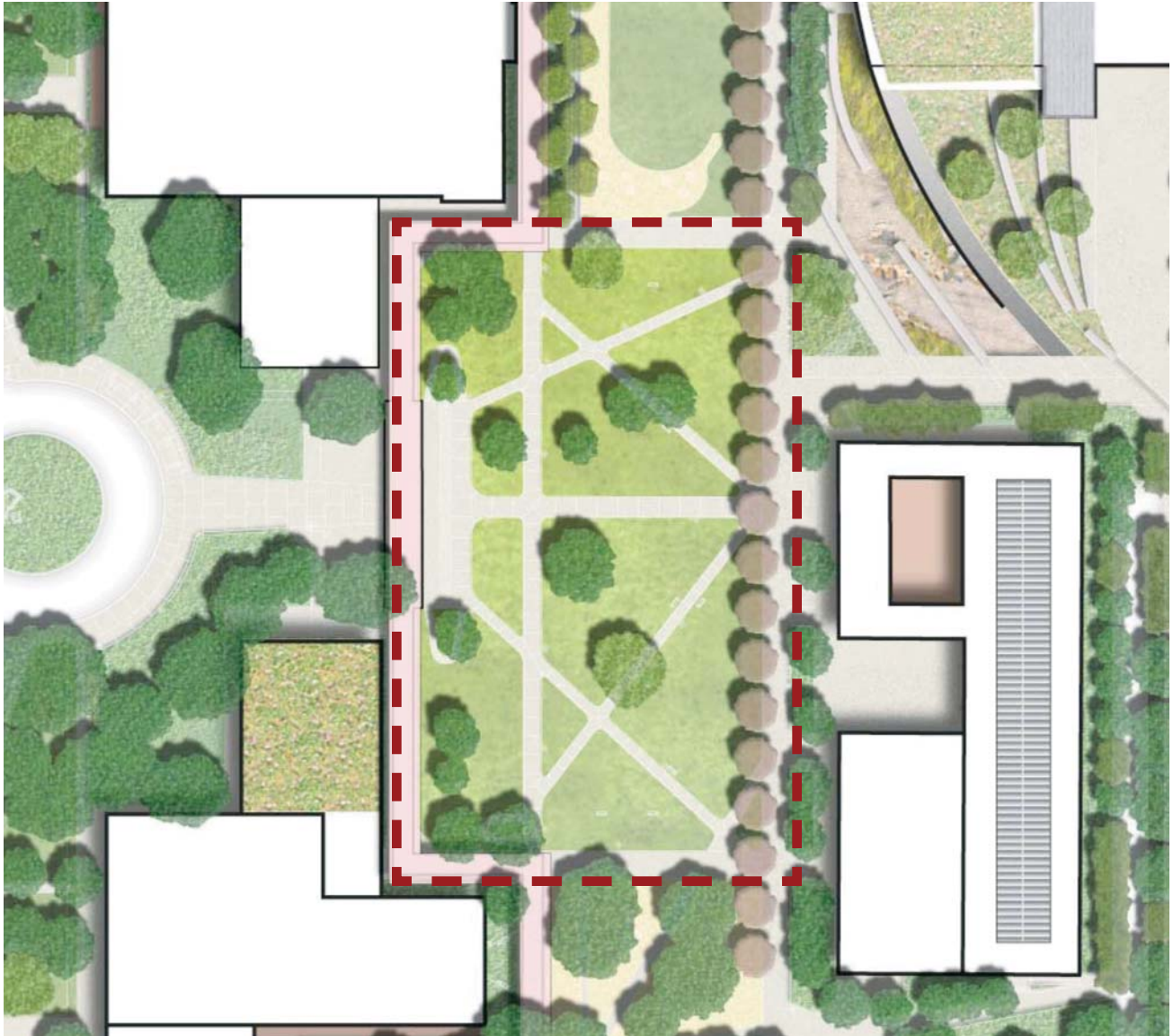


Figure 3.19 Monarch Square

MONARCH SQUARE

Monarch Square has been recently improved and has an established identity. With the maturation of the newly planted trees, it will continue to improve. Care should be taken to improve and learn from the function and maintenance of the newly planted and paved areas.



Pathway at Monarch Square

LANDSCAPE MASTER PLAN

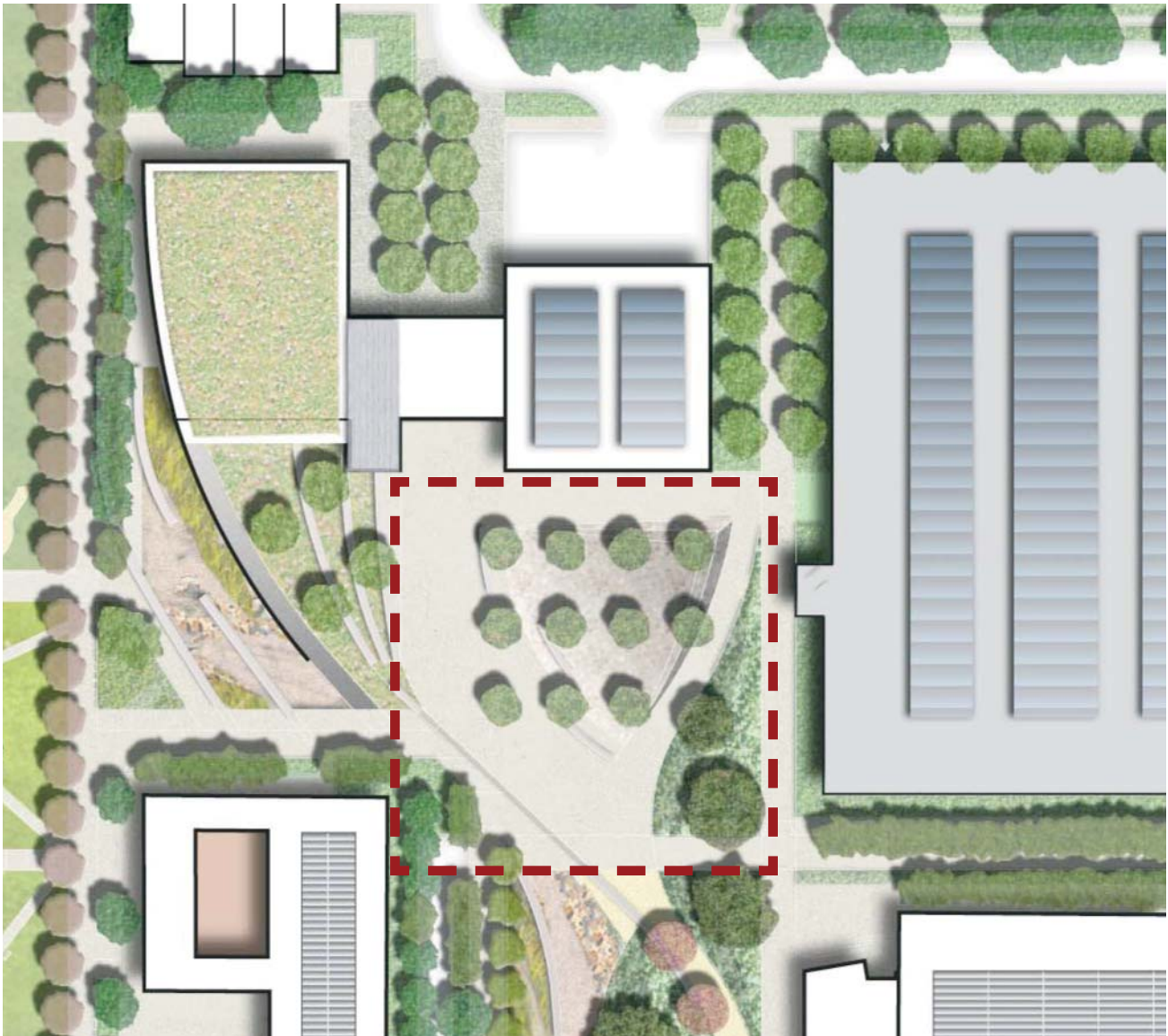


Figure 3.20 Student Events Plaza

STUDENT EVENTS PLAZA

As an end cap to the Sustainable Mall, entrance to the new Parking Structure, and bridge between the new and old campus landscapes, the Student Union Plaza is strategically located to become an important center of campus culture. The Plaza builds its identity with an integration with the Valley College Creek, a potential natural water treatment system, and a Student Union with landscape features. Here students can enjoy the new landscape features and amenities in the company of their friend and faculty.



LANDSCAPE MASTER PLAN



Figure 3.21 Student Events Plaza Perspective Rendering



LANDSCAPE MASTER PLAN

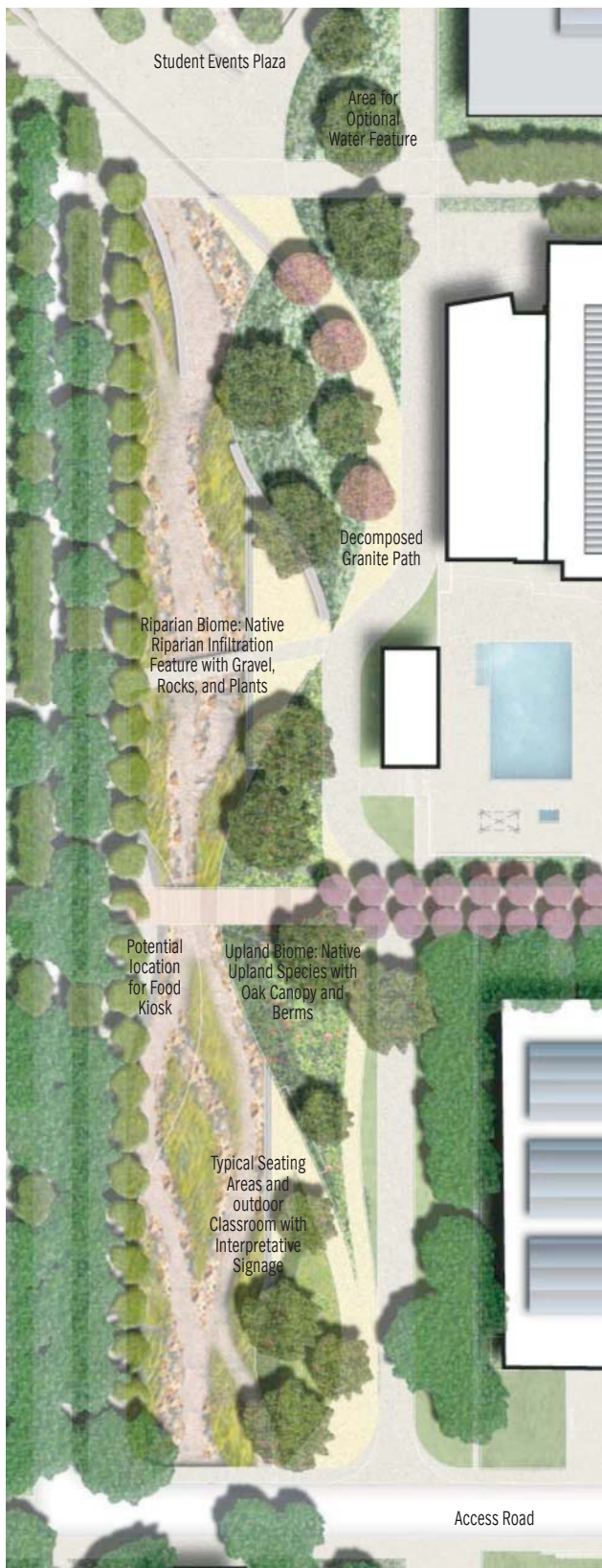


Figure 3.22 Sustainable Mall



SUSTAINABLE MALL

The sustainable mall mirrors the existing Central Mall, but with a focus on regional natural history and sustainable technologies. Here, the Valley College Creek widens to fit a rich riparian infiltration area that runs adjacent to landforms planted with an upland habitat. Between the landforms and the edge of the Creek area, outdoor seating areas can be used casually or as outdoor classrooms.

Currently the campus storm water and runoff drains, without any treatment or awareness, directly into the Tujunga Wash, exacerbating the poor water quality in the wash and wasting a valuable resource and its many potential benefits. The topography of the college is ideally suited to reverse this paradigm and make a sustainable stormwater system a central element in the campus' identity. The proposed plan unearths the stormwater system and creates the Valley College Creek that runs from the north end of the campus all the way to the Tujunga Wash. Along the way, a central Sustainable Mall features a large infiltration wash and creates a rich local habitat and park setting. In terms of stormwater quality, the new system seeks to treat and infiltrate all stormwater, making it available to the local vegetation and reducing stress on Tujunga Wash.



LANDSCAPE MASTER PLAN

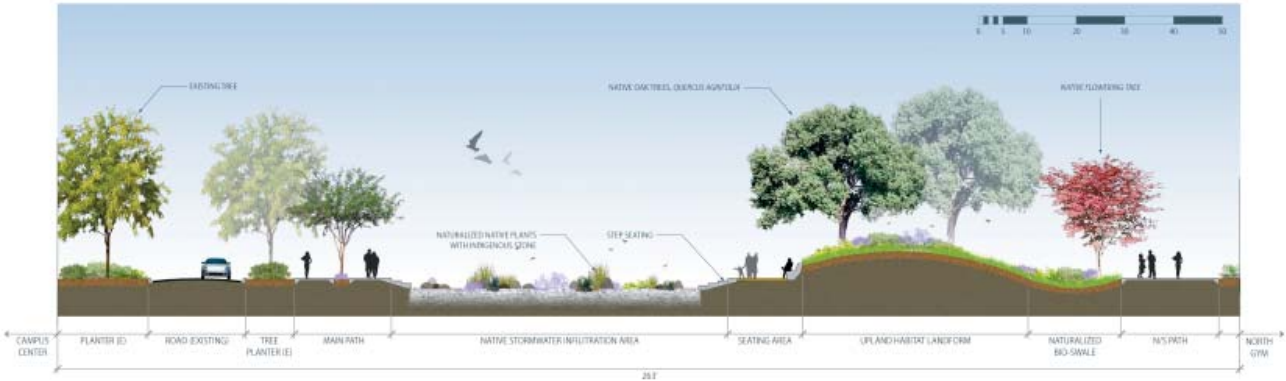


Figure 3.23 Sustainable Mall Section



Figure 3.24 Sustainable Mall Perspective Rendering

LANDSCAPE MASTER PLAN

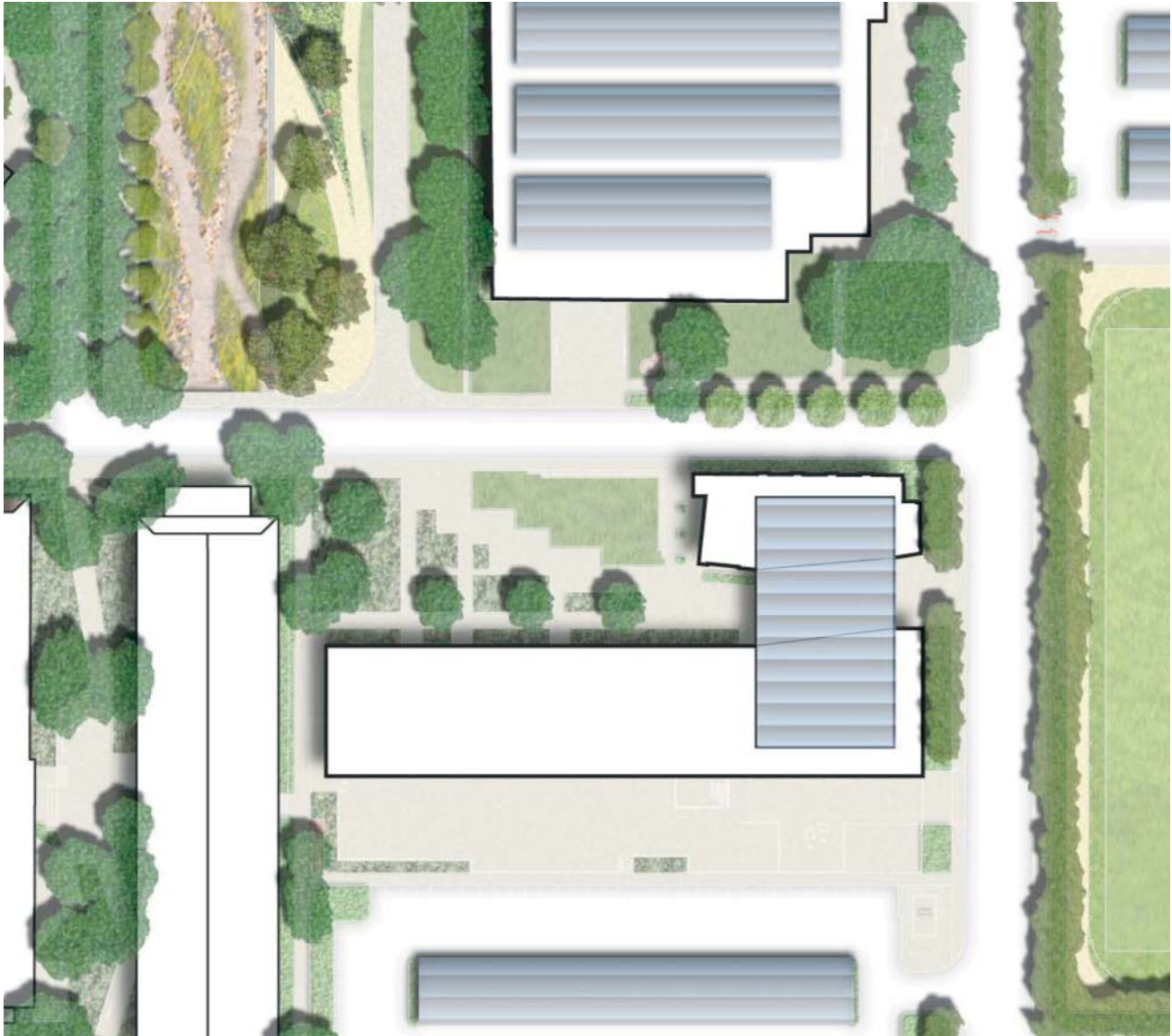


Figure 3.25 Allied Health & Sciences Plaza

ALLIED HEALTH & SCIENCES PLAZA

The Allied Health Plaza was recently completed and has an established identity. With the maturation of the newly planted trees it will continue to improve. Care should be taken to improve and learn from the function and maintenance of the newly planted and paved areas.



Retention Pond at Allied Health & Sciences Center

LANDSCAPE MASTER PLAN



Figure 3.26 Tujunga Wash Connection



Existing row of trees



Tujunga Wash

RIPARIAN CORRIDOR/TUJUNGA WASH CONNECTION

The southeast reach of the Valley College Creek makes the critical link between the Sustainable Mall with Tujunga Wash. This section builds on existing tree plantings , adding an exposed riparian feature and a walking path that connects the campus with the green space adjacent to the Tujunga Wash. This connection could be celebrated with a gateway element and encourages the use of alternative transportation and exercise.

Note that the eastern area of the parking lot has remained void of photovoltaics to accomodate the entertainment industry vehicles that use this lot to stage films,etc.



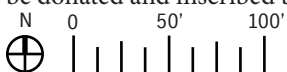
LANDSCAPE MASTER PLAN



Figure 3.27 Alumni Walk

ALUMNI WALK

Alumni Walk situates itself to become a valuable component of campus identity and culture. With the addition of decorative landscaping including flowering trees, the once neglected link between the Academic and Sports sections of campus becomes a celebrated connection that enhances day-to-day use and becomes a ceremonial element during graduation and sports events. The walk would include landscape elements such as paving or benches, that could be donated and inscribed by Alumni.



LANDSCAPE MASTER PLAN




Figure 3.28 Alumni Walk Section



USC Bloom Walk
Los Angeles, CA



Penn State Alumni Walk
Pennsylvania

LANDSCAPE MASTER PLAN

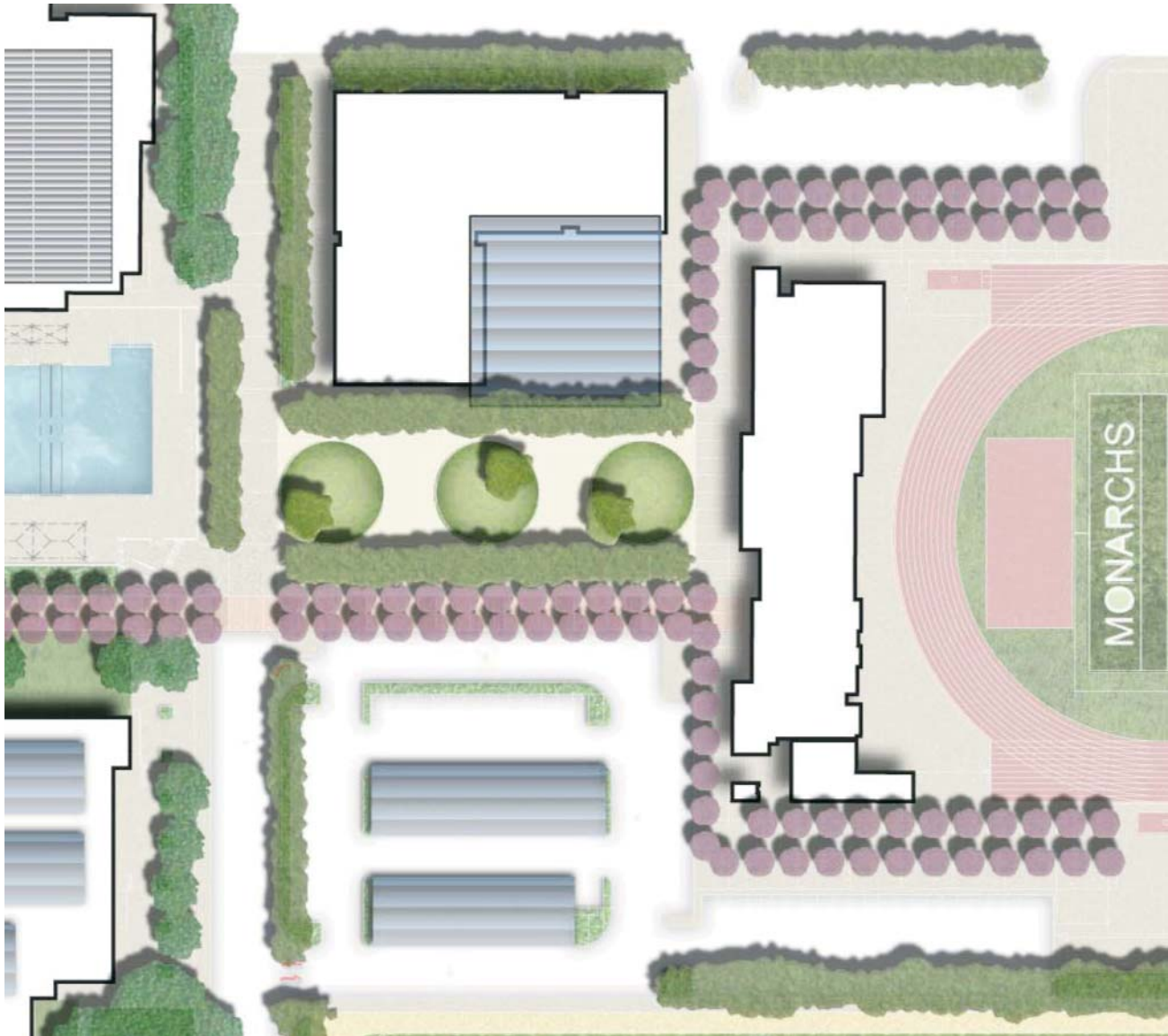


Figure 3.29 Athletic Events Plaza

ATHLETIC EVENTS PLAZA

As the front door for the Athletics Facility and Stadium and new Community Services Center, the Athletics Plaza is an important new public space on campus. The plaza serves the athletics program as a day-to-day social space and place for athletics rallies and pre- and post-game activities. Landscape features at the center organize the plaza, serve as a stage, and enable students to meet and find each other during large

events. The Alumni Walk is integrated to complete the ceremonial procession into the stadium for graduation services.

There is a desire to improve the entries to the home and visitor sides of the football stadium, particularly the home side. Ideally, this is addressed during the design of the Multi-Purpose Community Services Center.



LANDSCAPE MASTER PLAN

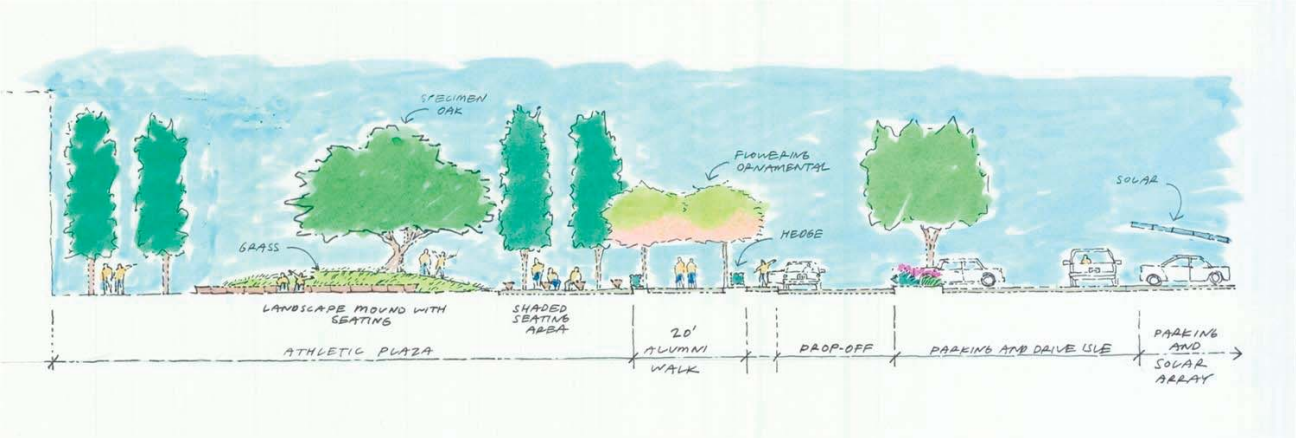


Figure 3.30 Athletic Events Plaza Section



Stanford University Events Plaza
Stanford, CA













Stanford University Events Plaza
Stanford, CA

4

GUIDELINES

MATERIALS AND COLOR

PLASTER	CONCRETE	BRICK	PAVING	TILE	METALS
 Oatmeal LaHabra	 Sandstone Davis Colors	 Frosted Almond H.C. Muddox	 Almond - form finish Stepstone	 Arid Grey Dal-Tile	 Potting Shed Frazee 8666N (Aesthetic Guidelines)
 Sandstone LaHabra	 Palomino Davis Colors	 Tumbleweed H.C. Muddox	 Almond - sandblast finish Stepstone	 Adobe Brown Dal-Tile	 Gristmill Frazee 8665D (Aesthetic Guidelines)
	 Shetland Sandstone Lithotex L. M. Scofield Co.	 Spanish Moss H.C. Muddox	 Antietam Heavy Tudor finish Hanover Prest Paver	 Adobe Brown abrasive Dal-Tile	 Light Bronze PPG Duranar UC51515XL (Aesthetic Guidelines)
					 Medium Bronze Berridge Kynar Paint (Aesthetic Guidelines)

EXISTING PALETTE

The existing palette defined in the previous Aesthetic Guidelines will continue to be applicable. However, because of the lack of color in the palette, most new projects have been introducing their own accent colors. The goal of the Aesthetic Guidelines update in this master plan is to give coherence to existing colors and unify the campus, but at the same time allow for some variation between buildings.

**Color swatches and material images included are for reference only. Refer to actual material samples for true color/texture/scale.*

MATERIALS AND COLOR




Figure 4.1 Master Plan Update Building Color Guideline

ACCENT COLOR GUIDELINES

Paint colors to be used on new buildings shall conform to those identified here. If painted, buildings will primarily be of either one or both of the base colors. Large accent areas may use one of the primary accent colors. Exterior secondary accent colors corresponding to the primary accent color selected may be used to accentuate certain portions of the building where articulation is desired.



**Color swatches and material images included are for reference only. Refer to actual material samples for true color/texture/scale.*

MATERIALS AND COLOR

Allied Health & Sciences



Jive*
Frazee CL 2756A



Rugged Trail*
Frazee 8663W

Motion Picture / TV



Banff*
Frazee CL 2302W



Sample Pot*
Frazee CL 3083W

Classroom Buildings



Santa Fe Brown*
Frazee 8344M

Music



Self Doubt*
Frazee CL 2297N

MATERIALS AND COLOR

Child Development Center




Wheat Bread
DE 5360



Russet Green
DE 5485



Veiled Spotlight
DE 6324



Morrissey
Frazee CLW 1008W



Lime Tree
Frazee CL 1986A



Sandstone
LaHabra
(Aesthetic Guidelines)



Olive Hint
DE 5500



London Fog
DE 5920



Jive
Frazee CL 2756A
(Allied Health)



Light Bronze
PPG Duranar UC51515XL
(Aesthetic Guidelines)



Egg Yolk
Frazee CL 1733M



Student Services


Library



Desert Suede
Benjamin Moore 6206



Stonecutter
Benjamin Moore 2135-20



Antique Paper
Benjamin Moore 6218



Grand Canyon Red
Benjamin Moore 2090-10

LANDSCAPE

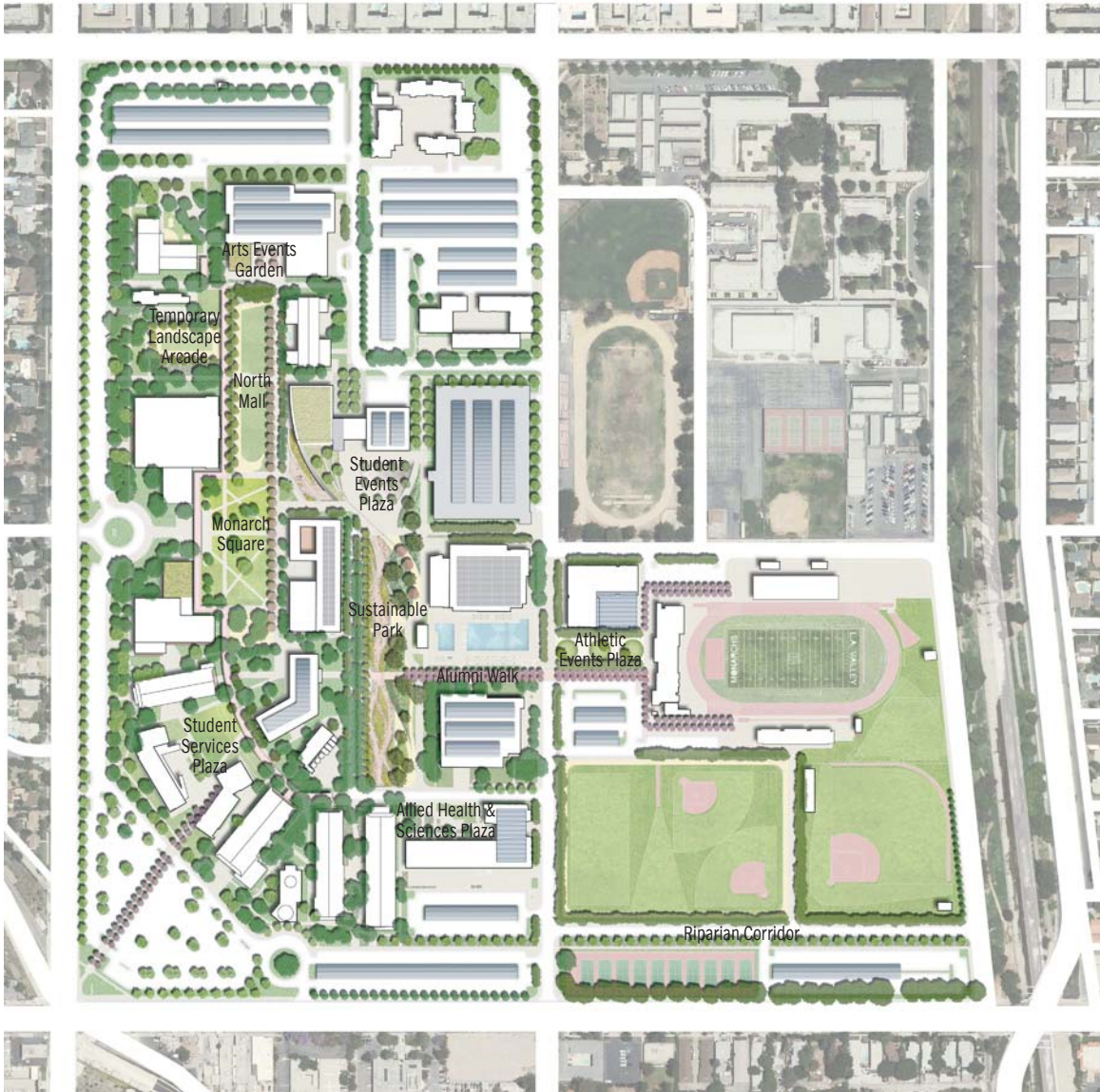


Figure 4.2 Master Plan Update Landscape Places



PLANTING

The following are general guidelines for the future landscape design and implementation.

Climate appropriate approach, both in terms of cooling effects and water-use considerations.

1. Plantings should be water-wise and consider regional water availability. It should be noted that drought tolerant planting is not always appropriate. Some exceptions include:

- Plants adjacent to lawn, water features, or specific microclimates.
- Plants irrigated with recycled water.
- Plants used to strategically reduce thermal stress.

Native and natural history focus, emphasizing connection with indigenous landscape systems, including habitat creation and educational potential.

1. When possible, plantings should focus on particular biomes and creation of specific, diverse, and viable regional habitats. The more local, the better. The bigger, the better.

2. Native plantings could also be organized by an educational concept.

3. Native plantings should be planted with care and careful consideration. When use, watering regimes, or other urban impacts would be too great, an alternate Mediterranean palette may be more suitable.

Maintain and enhance college identity.

1. Each landscape area should be unified by a palette of plants that is either native or organized by a specific Mediterranean regional palette.

Seasonal interest.

1. Plantings should consider seasonal interest during the Academic Calendar, with particular emphasis on the beginning of semesters and graduation services.

Maintenance considerations.

1. Consider density and complexity of planting and subsequent maintenance requirements. Fewer plants with larger spreads could be easier to maintain than high density planting of smaller plants.

2. Consider maintenance needs and access to plants. Larger planting areas could benefit from improved maintenance access to minimize the compaction of soils and an eventual thinning of plantings.

3. Employ weed control fabric where possible.

4. Lighter colored (to avoid excess heat build-up) gravel can be an effective as mulch. It is easy to clean with a blower, attractive, and long-lasting.

5. Areas with turf should be planted to accommodate a 72" wide ride-on lawn mower. When possible, slopes should be designed to accommodate this lawn mower.

Refine and select final tree palette and planting plans based on "Tree Master Plan", via collaborative effort of Landscape Architect and Arborist.

1. Place and plant trees to maintain and sustain a long term vision of the Los Angeles Valley College urban forest.

2. Ensure all planted trees have sufficient root volumes and space for mature growth.

3. Use mulch rings to improve tree health in terms of water retention, competing plantings, and protection from lawn equipment.

4. Consider the quantity and type of leaf, flower, and fruit drop and proximity to paths, under plantings, etc.

5. Plant trees as shading mechanisms for human comfort and reduction of Heat Island Effect. Plants on the West and Southwest sides of building and paths will provide maximal shade during peak temperatures of the day.

PLANTING

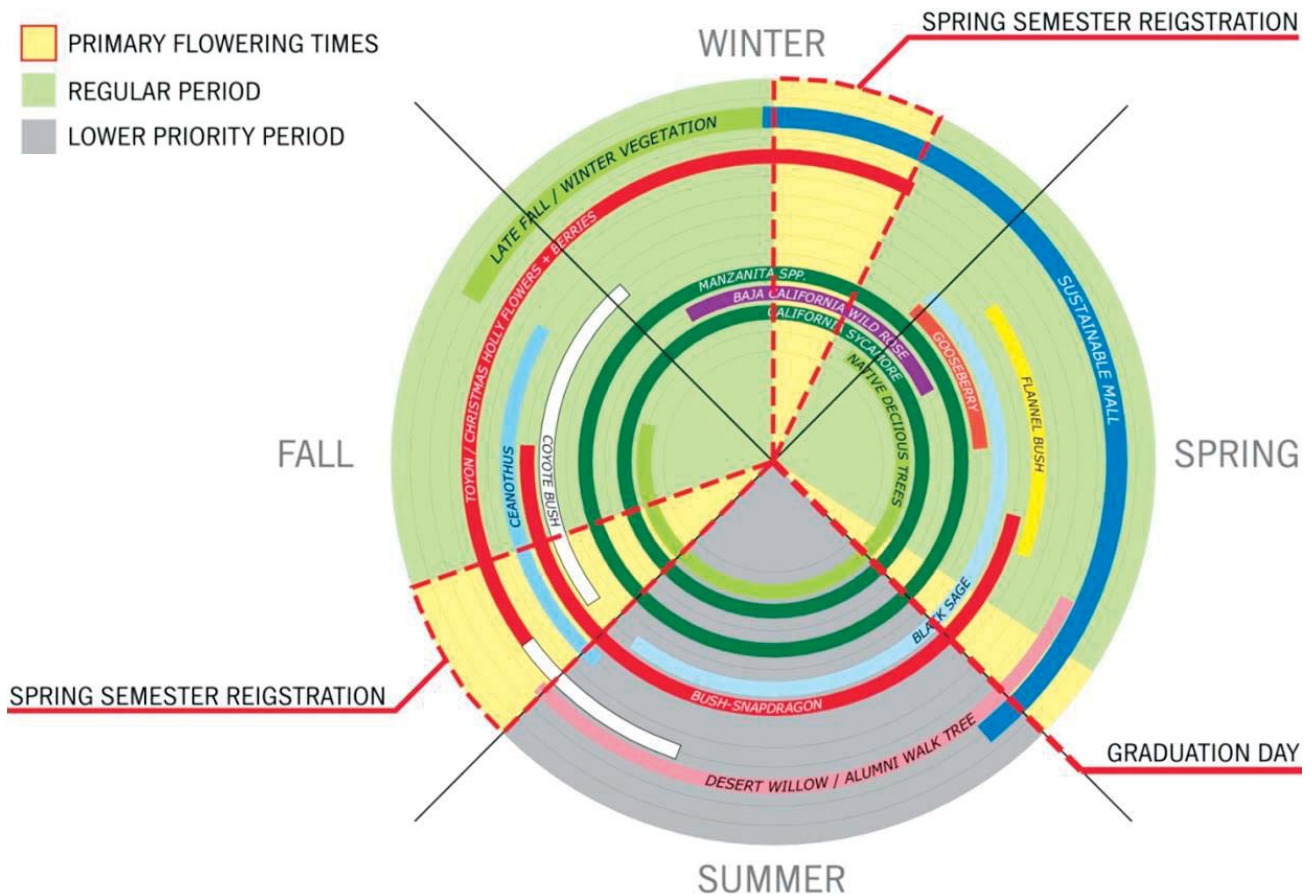
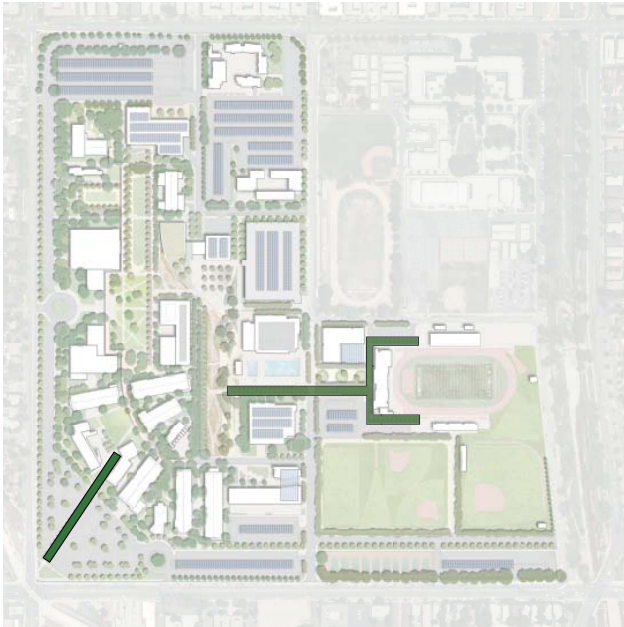


Figure 4.3 Master Plan Update Plant Selection

6. When possible, plant trees with low VOC emission.
7. Balance criteria of tree choice for each area between factors of water use, comfort & cooling, iconic & cultural impact, maintenance, and habitat potential.
8. When possible, the viability of plant selections should be confirmed by observing existing plantings of the same species and cultivar in the San Fernando Valley.

PLANTING



California Buckeye



Desert Willow



Manzanita



Blue Oat Grass



Milkweed

NATIVE FLOWERING

Decorative, native if possible, tree for year-round interest and blooming time around the beginning of June, the time of commencement.

Native Flowering Trees:

- *Aesculus californica*, California Buckeye: April-June flowers, showy bark. Deciduous.
- *Chilopsis linearis*, Desert Willow: May to September flowers. Deciduous. Small multi-trunked tree, specimens up to 30'.
- *Cercis mexicana*, Mexican Redbud: Spring flowering, 12-20'. Deciduous.

Slow-Growing Native Hedges

Arctostaphylos 'Howard McMinn', Howard McMinn Manzanita. Up to 5'-8' high. Moderate growth. Garden tolerant. Excellent foliage and attractive bark. Evergreen.

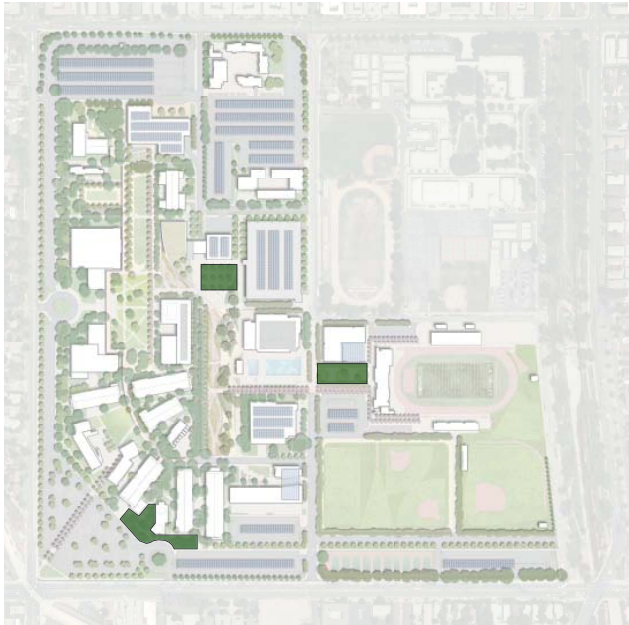
Prunus illicifolia, Hollyleaf Cherry. Extremely hardy and drought tolerant. Evergreen. Attractive foliage. Fruit attracts birds. Prunes well.

Low Maintenance Native Grasses

Muhlenbergia rigens, Deer Grass.

Juncus Patens, California Gray Rush.

PLANTING



California Sycamore



California Native Oak

NATIVE CANOPY

Native Canopy Shade Trees suitable for Plazas

Platanus racemosa, California or Mexican Sycamore. Deciduous.

Acer macrophyllum, Big-Leaf Maple. Provides greater shade, but requires greater planting room. Deciduous.

Quercus agrifolia, California Coast Live Oak. Take care for acorn tripping hazard. Evergreen.

Alnus rhombifolia. White Alder. Fast growing, but weak wooded and short lived. Deep shade.

Planters should be planted with low-maintenance native plants.

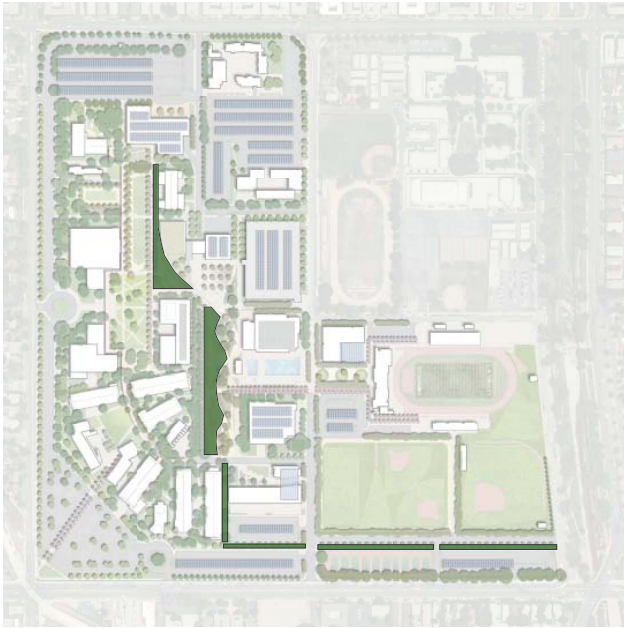


Big-Leaf Maple



White Alder

PLANTING



RIPARIAN NATIVE

Riparian Tree

- *Platanus racemosa*, California or Mexican Sycamore. Deciduous. Long-lived.

Small Riparian Trees & Shrubs (Reference LA River Booklet)

- *Calycanthus occidentalis*, Spicebush. Riparian native.

Riparian Grasses and Flowers

- *Juncus Patens*, California Gray Rush.
- *Carex Pansa*, California Meadow Sedge
- *Muhlenbergia rigens*, Deer Grass.
- *Sisyrinchium bellum*, Blue-Eyed Grass



California Gray Rush



California Meadow Sedge

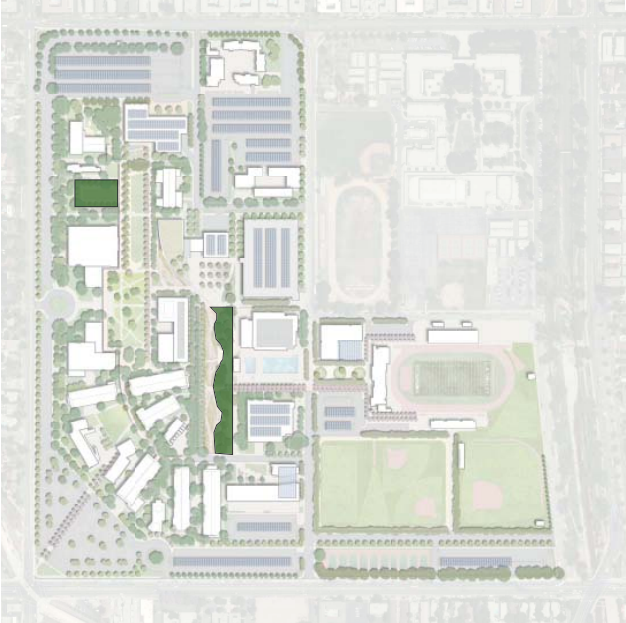


Spicebush



California Sycamore

PLANTING



UPLAND NATIVE

Native Canopy Tree

- *Quercus agrifolia*, Coast Live Oak.
- *Juglans californica*, Walnut

Native Understory Groundcovers & Critical Habitat.



Ceanothus



Milkweed



Native Oak



Manzanita

PLANTING



GREEN ROOF PLANTING

Suitable green roof planting materials. Suggestions to be made by design team for particular roof during design.



Sedum Planted Green Roof

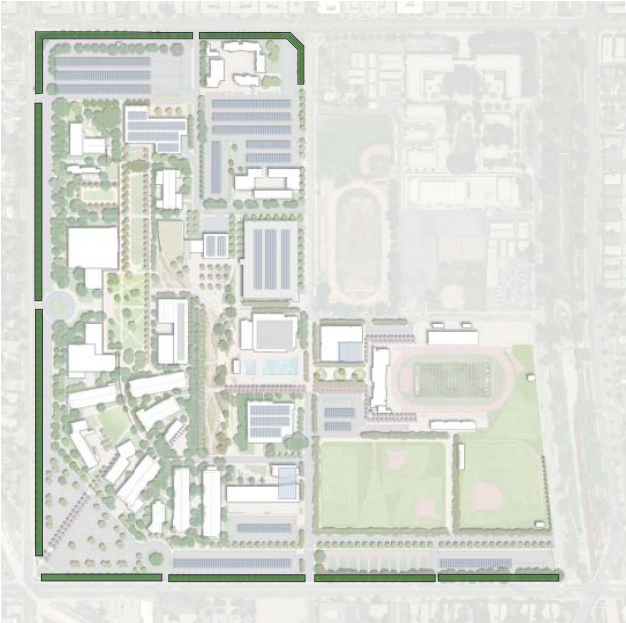


Grass Planted Green Roof



Regional Native Mix

PLANTING



Dr. Hurd Manzanita



Lemonade Bush

CAMPUS EDGE PLANTING

Recommended replacement for Oleander Hedge

Main Hedge:

- *Arctostaphylos*. Manzanita ‘Howard McMinn’. Slow growing, attractive foliage and bark, pink flowering in Winter, low-maintenance, garden tolerant.
- *Rhus integrifolia*, Lemonade Bush. Easier to establish than *Rhus Ovata*. Slower growing than Oleander, but still requiring cutting twice a year. Flowering, plus berries. Hardy.

Border Plant / Highlight

Yellow Flowering:

- *Potentilla fruticosa* “Goldfinger”. Dense, bushy, and hardy yellow flowering plant.

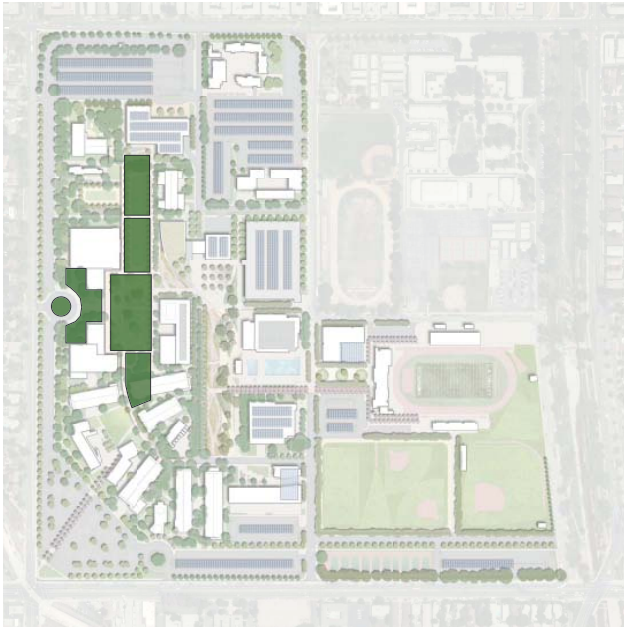


Bush Cinquefoil



Yellow-Eyed Grass

PLANTING



Existing Mediterranean Planting



Lavender

MEDITERRANEAN PLANTING

The campus has adopted and implemented a mediterranean planting palette and should continue to maintain these areas where they have been successful.

SITE FURNISHINGS

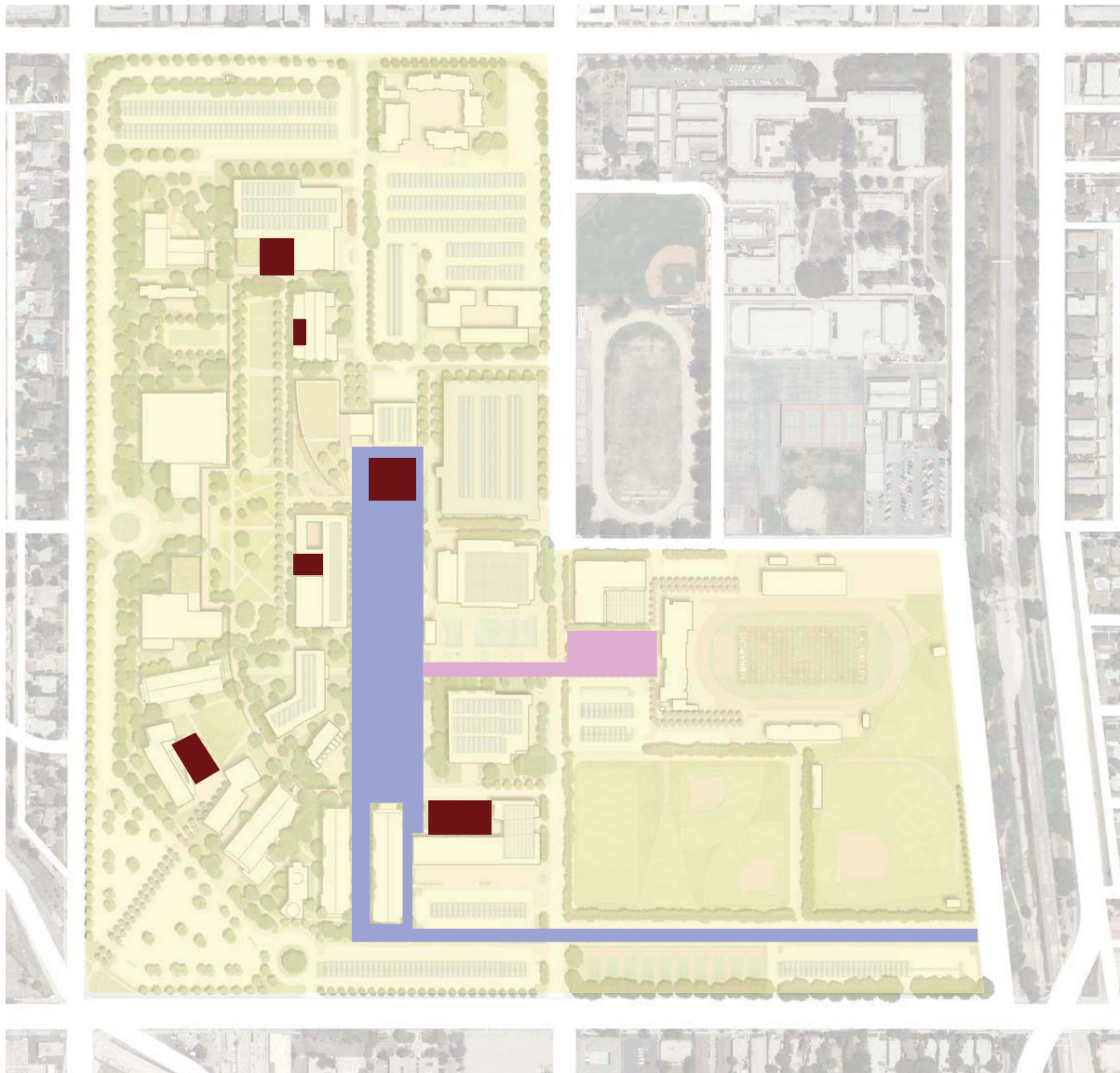


Figure 4.4 Master Plan Update Site Furnishing Zones

The campus has established and implemented an almost complete set of landscape furnishing guidelines. The few new selections recommended build upon and update the established palette and reflect the addition of the Sustainable Park.

- General Campus
- Sustainable Park/Riparian Corridor
- Athletic Events Plaza/Alumni Walk
- Building Plaza/Patio

SITE FURNISHINGS



Existing Concrete Bench



Existing Backed Bench



Sustainable Mall Bench



Alumni Walk Bench

BENCHES

- i. Concrete Backless Benches
- ii. Backed Wood Benches
 - 1. Standard
 - 2. Sustainable Mall (new)
 - 3. Alumni Walk (new)

SITE FURNISHINGS

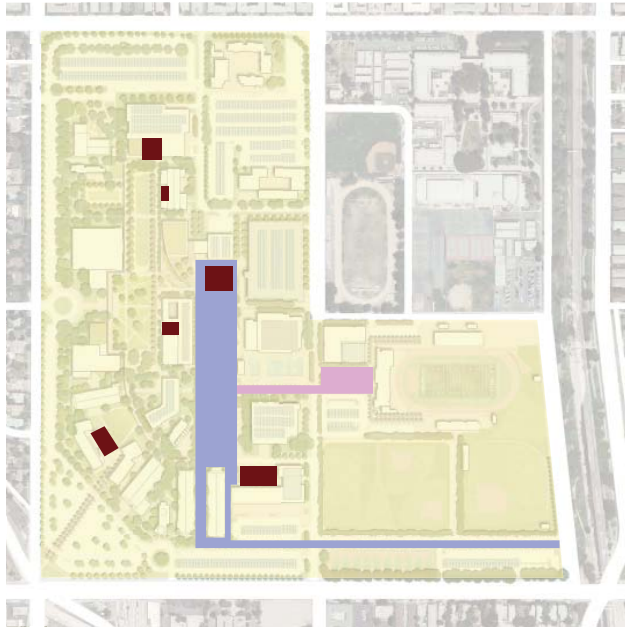


TABLE AND CHAIRS

- i. Concrete, Landscape
- ii. Metal with Fixed Chairs (new)
- iii. Metal and Free Chairs and Tables (new)



Existing Concrete Table and Chairs



Existing Concrete Table and Chairs



Metal Table and Fixed Chairs



Metal Table and Free Chairs



Metal Table and Free Chairs

SITE FURNISHINGS



LIGHT POLES

- i. Bega
- ii. Kim

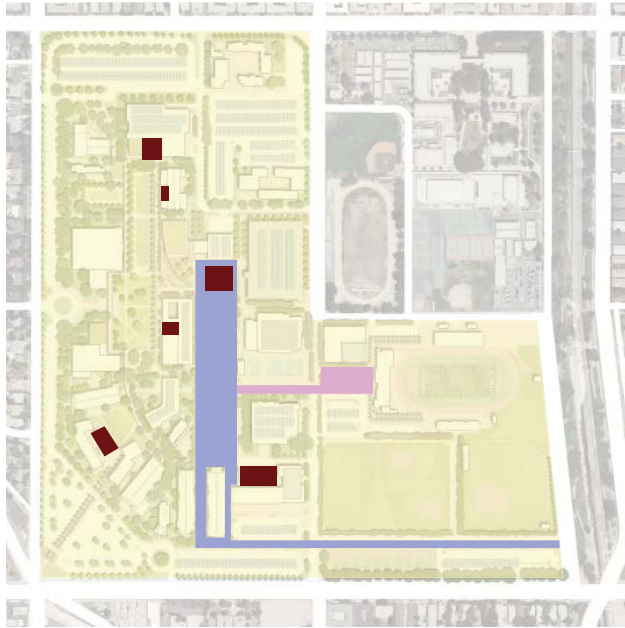


Bega



Kim Lighting

SITE FURNISHINGS



BOLLARDS

- i. Short, Concrete
- ii. Regular, Stainless Steel
- iii. Lit, Stainless Steel



Concrete Bollards

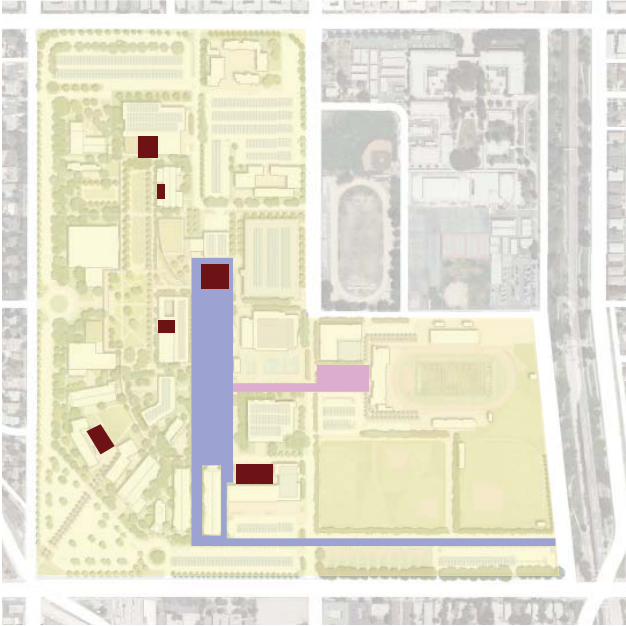


Regular Stainless Steel (Bega)



Lit Stainless Steel (Bega)

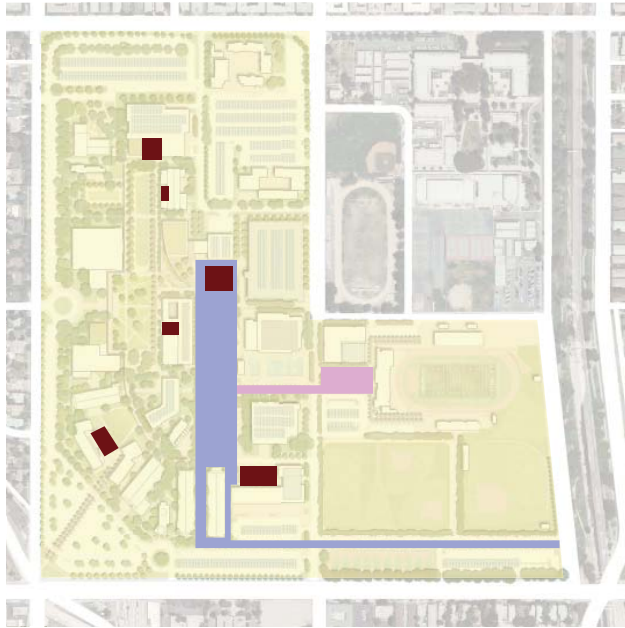
SITE FURNISHINGS



Existing Fairweather Stainless Steel Bicycle Rack

BICYCLE RACKS

SITE FURNISHINGS



WASTE RECEPTACLES

- i. Concrete Bin
- ii. Big Belly
- iii. Ash Urns
 - 1. Concrete, Open
 - 2. Concrete, Closed



Existing Concrete Bins



Existing Big Belly Bins



Closed Ash Urn

SUSTAINABILITY

SOLAR HEAT TUBES

LAVC has the largest array of solar heat tubes in Los Angeles. Solar heat tubes use the sun's energy to heat water that can then be used for various energy saving applications. The existing arrays on the Campus Center and the North Gym should be maintained so they can continue to serve the campus and benefit the community.



PHOTOVOLTAICS

New building when possible should incorporate photovoltaic arrays on their roofs to harness power from the sun.

Parking lots, when upgraded, should be designed with photovoltaic canopies over parking stalls, where applicable.



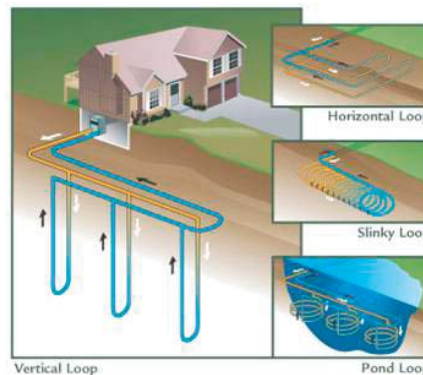
WIND TURBINES

While LAVC is not an optimum location for wind turbines, installation of small parapet mounted units is desirable for demonstration purposes.



HEAT PUMP SYSTEM

All new buildings, when possible, should incorporate a heat pump system to conserve energy in their air conditioning.



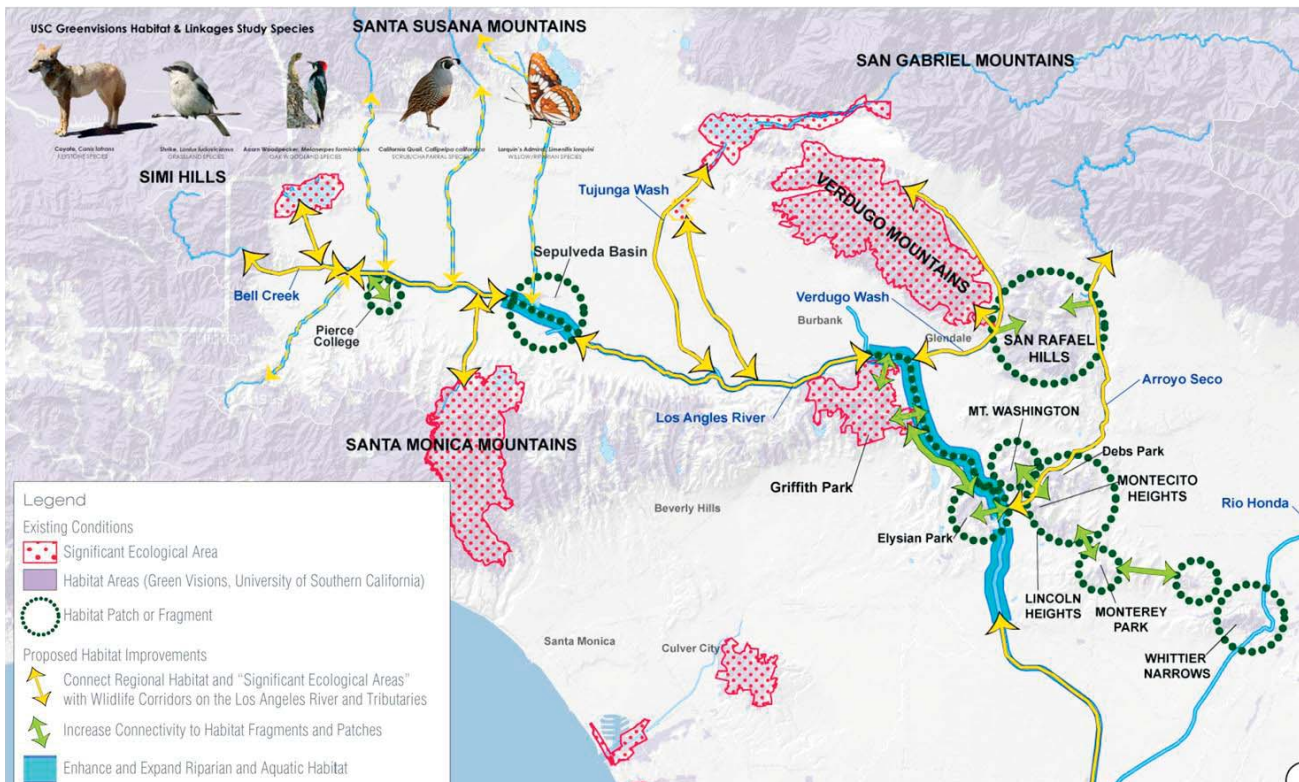
SUSTAINABILITY

RESOURCE RECOVERY CENTER

The college is studying the possibility of a resource recovery center on campus for recycling. Its location has been identified at the northeast corner of the PE/Athletics zone.

BIOME / NATURAL HABITAT

With natural and native landscaping, LAVC hopes to bring some of the native fauna back into the campus.



5

ACKNOWLEDGEMENTS

TEAM

LAVC FACILITIES MASTER PLAN COMMITTEE

- Sue Carleo, President
- Tom Jacobsmeyer, VP Administrative Services
- Sandra Mayo, VP Academic Affairs
- Yasmin Delahoussaye, VP Student Affairs
- Jennifer Fong
- Don Gauthier
- Katrina Herrera
- Tom Lopez
- Dana Lubow
- Larry Nakamura
- Marla O'Connell
- Israel Ortiz
- Lynn Polasek
- Diedra Stark
- Joanne Waddell
- Ian Coyle

LAVC FACULTY AND STAFF

- Rick Baker
- Deborah diCesare
- Brian Everitt
- David Falk
- Chuck Ferrero
- Gary Honjo
- Bruce Hurt
- Yefrem Kozin
- Maggie Lopez
- Cyndi Maddren
- Duane Martin
- Edward Nelson
- Dennis Reed
- LaVerne Rosow
- Jim Taylor
- Carole Yee

YANG MANAGEMENT

- Jim Rogers, Program Manager
- Rob Illingworth, Project Engineer
- David Abernathy, Project Engineer
- Hau-Wen Feng, Deputy Director
- Tanya Roton

STEINBERG ARCHITECTS - ARCHITECT / PLANNER

- David Hart
- Elena Andrews
- Mark Docdocil
- Mike Alamo

SWA GROUP - LANDSCAPE

- Gerdo Aquino
- Alex Robinson
- Dawn Dyer

FEHR AND PEERS - TRAFFIC

- Netai Basu
- Laura Wolfgram

CUMMING - COST ESTIMATOR

- Philip Mathur

BIBLIOGRAPHY

Berliner and Associates, Architecture & Lisa Gimmy Landscape Architecture. *Valley College Aesthetic Master Plan*. July 2003.

Castillo, Raul & Tammy Abbott, ed. *55 Years at Los Angeles Valley College - A Photo Retrospective*. Valley Glen, CA: The Patrons Association of LAVC, 2004.

Dodson, James L. "Valley College." *Mid San Fernando Valley* 2008.

Los Angeles Valley College Website <www.lavc.edu>.

Los Angeles Community College District. *Space Inventory Report - Report 17*. April 2009.

Los Angeles Valley College. *Fact Book and Effectiveness Manual 2006-2007*.

Los Angeles Valley College. *Fall 2008 Class Schedule and Enrolment Data*.

STRATUS. *Los Angeles Valley College Educational Master Plan*, June 2008.

6

APPENDIX

APPENDIX CONTENTS

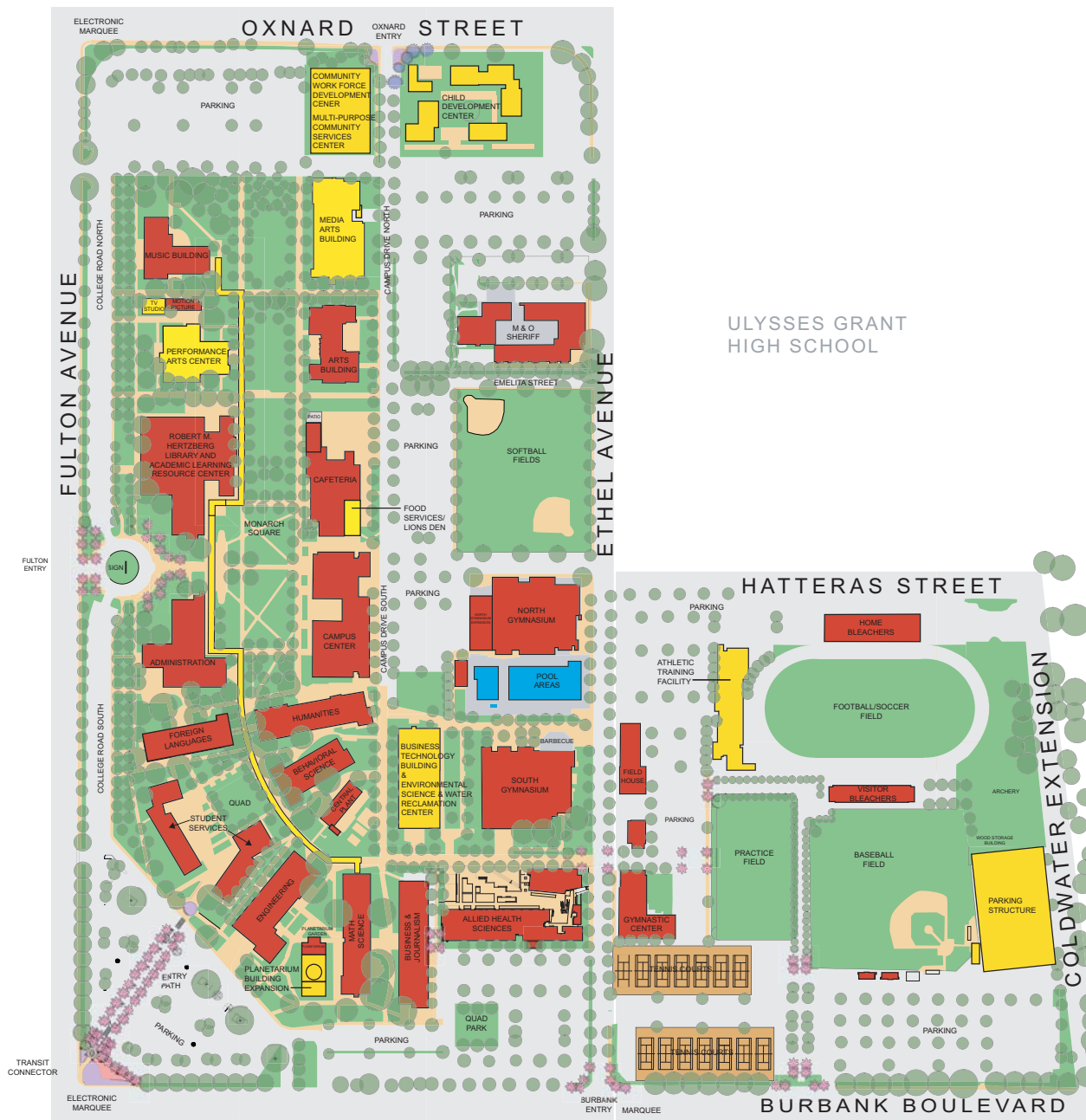
	page
Measure J Project List	6.2
2006 Master Plan	6.3
Educational Master Plan Data	6.4 - 6.7
Parking Analysis	6.9 - 6.17
Building Summary	6.19
Move Plan Study	6.21 - 6.27
Meeting Notes	6.28 - 6.57

MEASURE J PROJECT LIST

Project number	Type	Description	Internal Notes	Public Notes
V-11	Jobs	Media Arts Building	The new Media Arts Building will allow the college to provide a state of the art training facility. The two-story structure will house the disciplines of cinema, video, photography, graphic arts, journalism, and commercial music, all using digital tools employed by industry. It will include a 250 seat screening theater, digital production labs, meeting rooms, classrooms, and faculty offices.	A New 2-story, approx. 52,500 SF Media Arts Center including smart class, labs, production, and control rooms.
V-12	Jobs	Los Angeles Valley College Community Work Force Development Center	The plan include co-locating a City of Los Angeles Work Source Center on site - which will function as an independent entity, while leveraging college and community resources. Designed to serve as a collaborative outreach to the community, the facility will provide workforce development, college education and community services to college students, job seekers, business and industry organizations, and the local community.	New building of 45,000 sq. ft. will function as an independent entity while leveraging college and community resources.
V-13	Basic Facilities	Athletic Training Facility	The Facility includes a new Baseball Training Center & Field House Building, stadium lighting renovation along with athletic offices, weight training, expanded locker rooms, video training, equipment storage, and meeting facilities. The Baseball Training Center will be adjacent the Baseball Fields with strength training, restrooms, video training areas, coaching/teaching offices, meeting rooms, and storage.	New Baseball Training Center & Field House Building
V-14	Jobs	Planetarium Building Expansion	This is an extension to the Planetarium by adding a new 40' dome, as well as new classroom teaching spaces, restrooms, and related equipment.	New addition to the existing Planetarium Building
V-15	Jobs	Performance Arts Center	The Center will be a teaching facility, a meeting location for campus events, and an entertainment venue for students and the community. Consisting of a 500-seat main stage theater, a 99-seat horseshoe theater, and a black box experimental theater, this facility will provide performance spaces for theater productions and for teaching purposes. This will include production facilities such as a set construction shop, dressing and make-up rooms, costume shop, storage areas, and ticket booths, as well as classrooms and faculty offices. Will support Theater, Dance and Music programs.	A new 40,000 sq. ft. Performing Arts Center for Dance, Music, and Theater productions. Entertainment venue for students and community.
V-16	Jobs	Multi-Purpose Community Services Center	Will house offices and classrooms for Community Extension and Credit programs. New building including demolition of 20,000 sf of existing facilities.	New 20,000 sq. ft. Center will support community services and extension programs
V-17	Basic Facilities	General (Landscaping, Signs, Walkway, Parking Lots)	Based on the Architect's estimate for renovation of parking lot, roadway and walkway on campus plus parking west of softball field, and campus irrigation.	For renovation of parking lot, roadways, walkways, signage, and campus irrigation.
V-18	Basic Facilities	Parking Structure	New parking structure with 600 stalls. Location will be one of the existing parking lots in the campus. Improvements to road surfaces, sidewalks and walkways, parking lot surfaces, landscape improvement, and water and energy conservation projects.	New parking structure with 600 stalls. Location will be one of the existing parking lot in the campus.
V-19	Jobs	Student Support Services (Cafeteria/Bookstore Renovations and New Food Services Venues)	Refurbishment of the student services area and current cafeteria services building to include upgrades to the infrastructure of the building (piping and electrical), create update food service venues with seating conducive to student gathering and study opportunities.	Renovation of existing Cafeteria and develop new food service venues.
V-20	Jobs	Business Technology Building	This center will integrate business, commerce, and technology related areas. It will provide state-of-the-art facilities including technology capabilities, computer labs and technology equipped classrooms with cutting-edge presentation equipment from video to networked computers. Interactive video allows two-way video and audio connections for remote locations. In addition to academic courses, community events, workshops and seminars will be offered here.	New 25,000 sq. ft. Center will integrate business, commerce, and technology related programs.
V-21	Jobs	New Environment Center	Will house environmental technologies program to include water reclamation and waste energy courses. This will help create new economic opportunities in the area, build environmental science support programs. The building will house laboratories and classrooms as well as practical learning spaces and will include new technology and design for green science focused applications.	A new Environmental Science Building of 15,200 SF.
V-22	Jobs	Campus Modernization	To modernize / improve indoor / outdoor facilities and infrastructure throughout the campus.	To modernize / improve outdoor facilities and infrastructure
V-90	Satellite	Valley Satellite	A satellite in this area would provide general, workforce and ESL services to LACCD students in Burbank area.	

*Revised May 7, 2008

2006 MASTER PLAN



MTA

2006 Long Term Facilities Master Plan

The recommended Master Plan organizes the campus with a new layer of site refinements to allow the college to be able to respond to future growth and change and to create a landscape that strengthens the park-like oasis. The sites for the museum and fire tower have not been finalized and will be located on the Master Plan when selections are made.

PROP J PROJECTS 2006 LONG TERM FACILITIES MASTER PLAN LOS ANGELES VALLEY COLLEGE LOS ANGELES COMMUNITY COLLEGE DISTRICT

- EXISTING BUILDINGS REMAIN
- NEW BUILDINGS - PROP J
- PARKING
- PATH



BTA Bobrow/Thomas and Associates
Architects/Planners/Consultants

EDUCATIONAL MASTER PLAN DATA

Educational Master Plan

Los Angeles Valley College

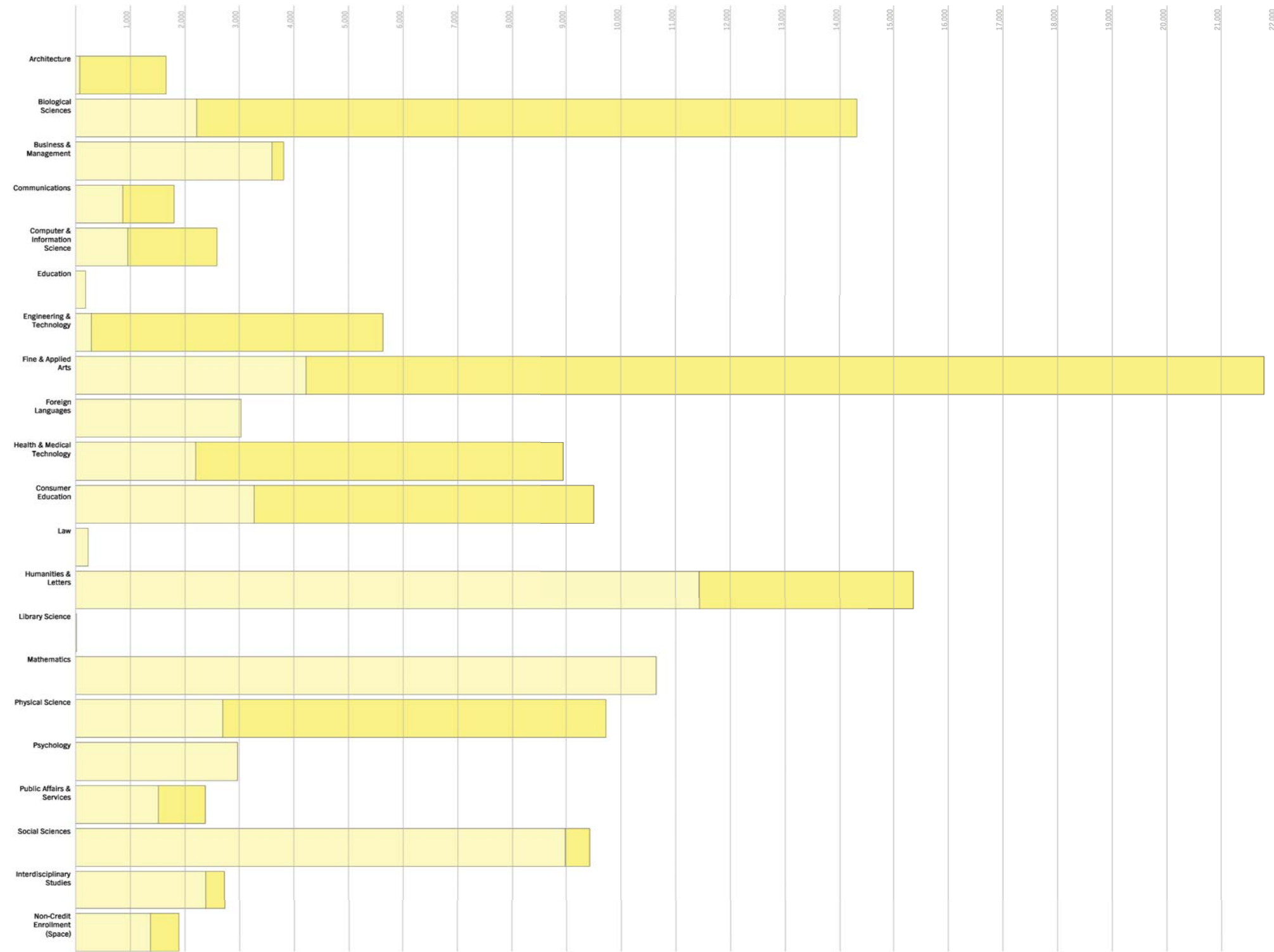
Table 5.3
Lecture and Lab ASF Space Justifications
ASF Justification Based on Projected WSCH by Discipline

Category TOP Code	Fall 2008			Fall 2013			Fall 2018			Fall 2023		
	Lecture ASF	Laboratory ASF	Total ASF	Lecture ASF	Laboratory ASF	Total ASF	Lecture ASF	Laboratory ASF	Total ASF	Lecture ASF	Laboratory ASF	
Architecture	0200	72	1,583	1,655	77	1,705	1,783	83	1,837	1,921	90	1,979
Biological Sciences	0400	2,214	12,092	14,305	2,385	13,026	15,411	2,569	14,033	16,602	2,768	15,117
Business & Management	0500	3,599	215	3,813	3,877	231	4,108	4,177	249	4,426	4,499	268
Communications	0600	858	941	1,798	924	1,013	1,937	995	1,092	2,087	1,072	1,176
Computer & Info Sci	0700	956	1,636	2,592	1,030	1,763	2,793	1,110	1,899	3,009	1,196	2,046
Education	0800	179	0	179	192	0	192	207	0	207	223	0
Engineering & Tech	0900	288	5,054	5,342	310	5,444	5,754	334	5,865	6,199	360	6,319
Fine & Applied Arts	1000	4,224	17,559	21,783	4,550	18,916	23,467	4,902	20,378	25,280	5,281	21,953
Foreign Languages	1100	3,036	0	3,036	3,271	0	3,271	3,524	0	3,524	3,796	0
Health & Medical Tech	1200	2,196	6,753	8,948	2,365	7,274	9,640	2,548	7,837	10,385	2,745	8,442
Consumer Education	1300	3,274	6,231	9,505	3,527	6,712	10,240	3,800	7,231	11,031	4,094	7,790
Law	1400	229	0	229	247	0	247	266	0	266	286	0
Humanities & Letters	1500	11,434	3,924	15,358	12,318	4,227	16,545	13,270	4,554	17,823	14,295	4,906
Library Science	1600	15	0	15	16	0	16	17	0	17	19	0
Mathematics	1700	10,644	0	10,644	11,466	0	11,466	12,352	0	12,352	13,307	0
Physical Sciences	1900	2,698	7,028	9,726	2,907	7,571	10,478	3,132	8,156	11,288	3,374	8,786
Psychology	2000	2,971	0	2,971	3,200	0	3,200	3,448	0	3,448	3,714	0
Public Affairs & Services	2100	1,512	858	2,370	1,628	925	2,553	1,754	996	2,751	1,890	1,073
Social Sciences	2200	8,984	447	9,431	9,679	482	10,160	10,427	519	10,946	11,232	559
Interdisciplinary Studies	4900	2,381	349	2,730	2,565	376	2,941	2,763	405	3,169	2,977	437
Totals (for Credit)		61,762	64,669	126,431	66,536	69,667	136,202	71,678	75,051	146,729	77,217	80,851
Total NonCredit Enrollment (Space)		1,366	592	1,957	1,471	637	2,109	1,585	686	2,272	1,708	740
Subtotal		63,128	65,260	128,389	68,007	70,304	138,311	73,263	75,737	149,000	78,925	81,591
TOTAL LEC/LAB SPACE		63,128	65,260	128,389	68,007	70,304	138,311	73,263	75,737	149,000	78,925	81,591

Table 5.4
Predicted Space Needs to 2023
Los Angeles Valley College

Category	Actual Space		Projected Space Need			
	Fall 2008	Fall 2012 ⁴	Fall 2008	Fall 2013	Fall 2018	Fall 2023
Lecture-Classroom Space (asf)	74,274	64,939	63,128	68,007	73,263	78,925
Class Laboratory Space (asf)	127,128	109,330	65,260	70,304	75,737	81,591
Office Space (asf)	73,138	71,849	53,551	57,689	62,148	66,951
Library Space (asf)	974	37,546	45,428	48,231	51,250	54,503
AV/TV Space (asf)	497	2,573	13,333	13,571	13,828	14,105
<i>Subtotal Standard Space (asf)</i>	<i>276,011</i>	<i>286,237</i>	<i>240,700</i>	<i>257,802</i>	<i>276,226</i>	<i>296,074</i>
Non-Standard Space (asf)	186,536	191,595	123,383	129,259	135,588	142,407
TOTAL Space (asf)	462,547	477,832	364,083	387,061	411,814	438,407
WSCH (Credit+NonCredit)	n/a ⁵	n/a	173,716	187,141	201,605	217,185
Headcount Students	18,635	n/a	18,635	20,075	21,627	23,298
FTE Students	n/a	n/a	5,791	6,238	6,720	7,240
FTE Faculty	n/a	n/a	383	412	444	478

EDUCATIONAL MASTER PLAN DATA



Steinberg Architects

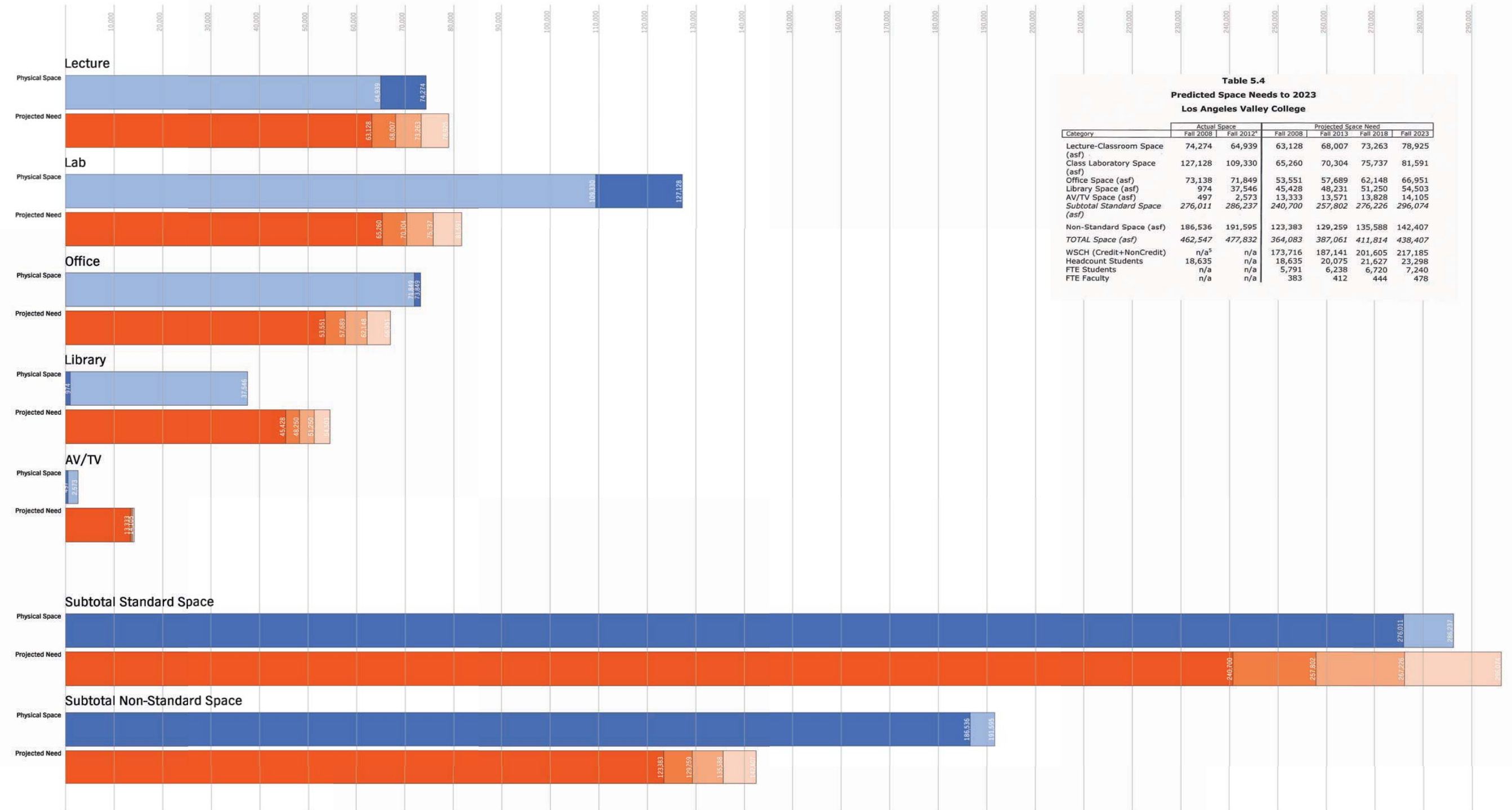
Los Angeles Valley College

Van Nuys, California
Campus Masterplan



Lecture and Lab ASF Space Justification by Discipline
Based on 2008 Educational Master Plan Table 5.3
12 March 2009

EDUCATIONAL MASTER PLAN DATA

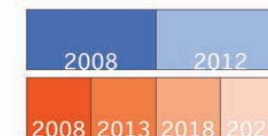


**Table 5.4
Predicted Space Needs to 2023
Los Angeles Valley College**

Category	Actual Space		Projected Space Need			
	Fall 2008	Fall 2012*	Fall 2008	Fall 2013	Fall 2018	Fall 2023
Lecture-Classroom Space (asf)	74,274	64,939	63,128	68,007	73,263	78,925
Class Laboratory Space (asf)	127,128	109,330	65,260	70,304	75,737	81,591
Office Space (asf)	73,138	71,849	53,551	57,689	62,148	66,951
Library Space (asf)	974	37,546	45,428	48,231	51,250	54,503
AV/TV Space (asf)	497	2,573	13,333	13,571	13,828	14,105
Subtotal Standard Space (asf)	276,011	286,237	240,700	257,802	276,226	296,074
Non-Standard Space (asf)	186,536	191,595	123,383	129,259	135,588	142,407
TOTAL Space (asf)	462,547	477,832	364,083	387,061	411,814	438,407
WSCH (Credit+NonCredit)	n/a ⁵	n/a	173,716	187,141	201,605	217,185
Headcount Students	18,635	n/a	18,635	20,075	21,627	23,298
FTE Students	n/a	n/a	5,791	6,238	6,720	7,240
FTE Faculty	n/a	n/a	383	412	444	478

Steinberg Architects

Los Angeles Valley College
Van Nuys, California
Campus Masterplan



Predicted Space Needs (ASF) to 2023
Based on 2008 Educational Master Plan Table 5.4
12 March 2009

PARKING ANALYSIS



MEMORANDUM

Date: August 21, 2009
To: Elena Andrews, Steinberg Architects
From: Netai Basu & Laura Wolfgram
Subject: Future Parking Demand Estimate for Los Angeles Valley College

SM09-2357

INTRODUCTION

The purpose of this memorandum is to document analysis conducted by Fehr & Peers to estimate the future parking demand at Los Angeles Valley College (LAVC). This analysis was undertaken to assist in the current planning process that will result in a revised Campus Facilities Master Plan. A 2002 study of parking utilization at LAVC that developed empirical parking demand factors specific to the campus was reviewed¹ and new parking utilization surveys were conducted in the Spring 2009 semester. This data, together with previous and current data on student enrollment, was used to estimate future parking demand at the campus.

PREVIOUS PARKING DEMAND ESTIMATES

The traffic and parking study conducted for the environmental impact report for the previous campus Facilities Master Plan update was completed in April 2003. That study included a comprehensive parking utilization survey of on-campus parking lots and adjacent streets between 8:00 AM and 9:00 PM on Wednesday, October 2, 2002. The survey was conducted during the fifth week of classes for the Fall 2002 semester, after campus activity levels had stabilized. Peak parking utilization was found to occur between 10:00 and 11:00 AM, with a secondary peak occurring between 7:00 and 8:00 PM during evening classes.

At that time, planning for the campus was based on projected full-time equivalent students (FTES) in the then-future academic year (AY) 2008-2009. Student enrollment data was also provided for AY 2002-2003 and parking demand factors of 0.267 spaces per AY FTES for the weekday daytime peak and 0.224 spaces per AY FTES for the weekday evening peak were developed. These parking demand factors are based on the peak number of occupied parking spaces, the number of AY FTES and a 10% circulation allowance.

For use in this study, LAVC has provided additional data on past and current FTES, including the details of enrollment during each term or semester. Table 1 summarizes LAVC enrollment history by term from AY 2002-2003 to AY 2008-2009, and includes the current projected FTES enrollment for Fall 2023, the planning horizon for the current Facilities Master Plan revision.

¹ *Traffic and Parking Study for the Los Angeles Valley College Facilities Master Plan Environmental Impact Report* (Kaku Associates, Inc. April 2003).

PARKING ANALYSIS

Ms. Elena Andrews
August 21, 2009
Page 2



Because the current student enrollment projection is for a single term (Fall 2023), rather than for an entire academic year (AY 2023-2024), it is necessary to convert the previous parking demand factors from spaces per AY FTES to spaces per semester FTES. This results in parking demand factors of 0.583 and 0.488 parking spaces per semester FTES for the Fall 2002 weekday daytime peak and weekday evening peak, respectively. This data is summarized in Table 2.

SPRING 2009 PARKING UTILIZATION SURVEY

For this study, new parking utilization surveys were conducted between 8:00 AM and 9:00 PM on Wednesday, May 20, 2009. Information from LAVC staff showed that activity levels were nearly identical on Tuesdays and Wednesdays in the Spring 2009 semester but that the number of students taking Wednesday classes was slightly (1%) higher. The detailed hourly occupancy data for on-campus parking and off-campus street parking is provided in the attachment to this memorandum, as well as a figure showing the location of surveyed parking facilities.

A graph of the hourly parking utilization for each survey is presented in Figure 1. The pattern of parking utilization is consistent with the 2002 parking survey, the daytime peak occurring between 10:00 and 11:00 AM, and a secondary peak occurring between 7:00 and 8:00 PM. The actual number of parking spaces utilized, however, was observed to be approximately three-quarters of what was observed in 2002.

Several factors combine to explain this decline in parking utilization:

- The number of enrolled students in Spring 2009 was slightly lower than in Fall 2002 (5,939, compared to 6,136, a reduction of about 3%).
- Due to time constraints, the parking count for spring 2009 was not completed until the 15th week of the semester. The Fall 2002 parking survey, as noted, was conducted in the fifth week of the semester. Enrollment data from LAVC staff shows that on this date enrollment had dropped to 93% of the spring semester census.
- No data was available on actual class attendance (absenteeism) but because the Spring 2009 survey was conducted late in the semester, it is believed that this factor contributed to the reduced parking demand per student observed, relative to the Fall 2002 survey.
- An increase in distance learning (classes taken entirely on-line) occurred. In Fall 2002, the number of students taking classes this way was negligible, but in Spring 2009 this had increased to approximately 4% of all classes.
- The Metro Orange Line, a dedicated bus transitway with a station immediately adjacent to the LAVC campus, opened in late 2003. While no data was available on the actual transit mode share for college-related trips in either survey year, this improvement in public transit service may have resulted in a greater portion of students and staff traveling to and from campus by public transit rather than by private vehicle.

In analyzing the Spring 2009 utilization data, several factors that influence parking requirements were controlled in order create consistent estimates of students on campus. Because the Fall semester typically has higher student enrollment than the Spring semester, semester FTES were used (rather than AY FTES) to eliminate differences in enrollment by semester. Enrollment data at the time of the survey (in the 15th week of the semester, rather than shortly after the semester

PARKING ANALYSIS

Ms. Elena Andrews
August 21, 2009
Page 3



census) was used to determine the number of semester FTES at the time of the survey. The increase in distance learning was accounted for by adjusting the semester and annual FTES to reflect the number FTES with on-campus classes. These adjustments reduced the total Spring FTES from 5,939 to an estimated 5,312 on May 20, the day of the parking utilization survey.

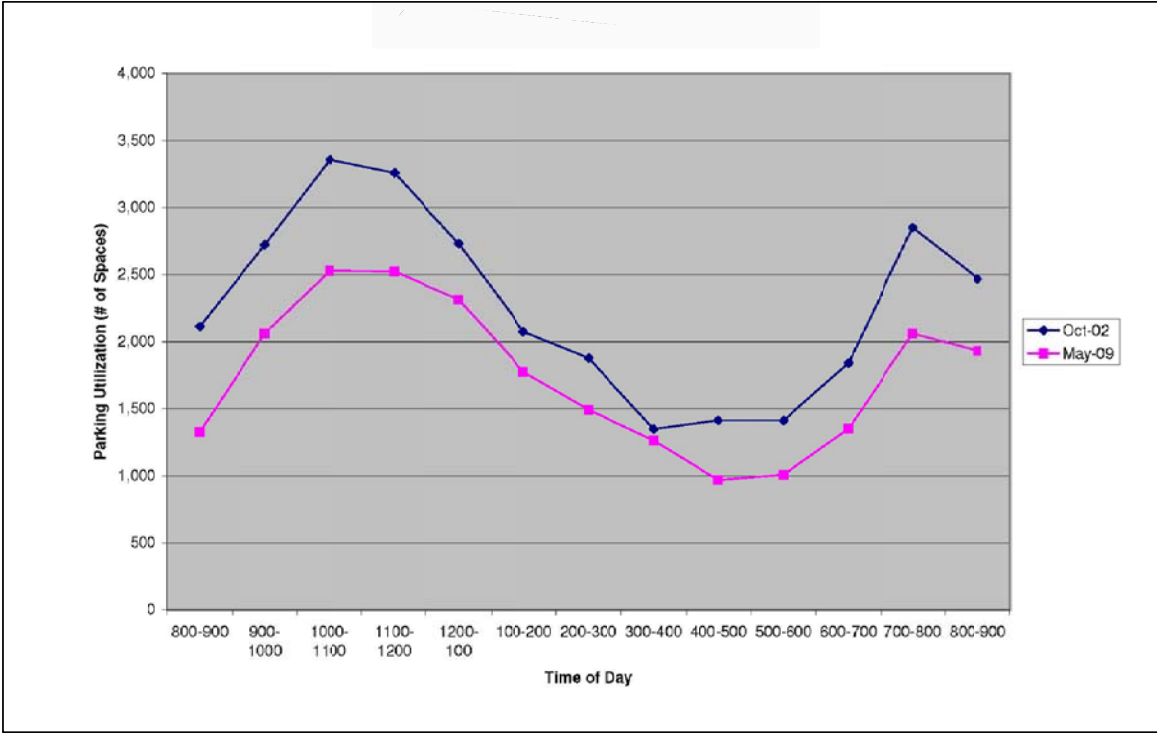
The same method was employed to calculate the weekday daytime and evening peak parking requirements, using the parking utilization survey results for Wednesday, May 20, 2009. Semester and annual parking requirements were tabulated using the adjusted Spring 2009 FTES and the 2008-2009 AY FTES. The requirements based on AY FTES are 0.210 spaces per AY FTES for the weekday daytime peak and 0.171 spaces per AY FTES for the weekday evening peak. The requirements based on semester FTES are 0.524 spaces per FTES for the weekday daytime peak and 0.427 spaces per FTES for the weekday evening peak. The same proportional relationships were found between the parking requirements and the FTES.

FUTURE PROJECTED PARKING REQUIREMENTS

The calculated peak parking requirement factors per semester FTES for 2002 and 2009 differ by approximately 10%. As discussed, two factors that could not be specifically determined but are believed to have resulted in the reduced parking demand per semester FTES are increased absenteeism late in the semester and increased use of public transit by students and staff.

In order to fully provide for the anticipated parking needs at LAVC, it is recommended that the higher parking requirement factor be used for the purpose of facilities planning with one adjustment. Distance learning was negligible in 2002 but in 2009 had risen to 4% of all classes. Because this phenomenon is expected to continue at this level or higher, it will reduce the amount of parking needed on the campus proportionately. Thus, the recommended parking requirement factors to be used in providing for the future parking needs of the campus are 0.560 spaces per semester FTES for the weekday daytime peak and 0.468 spaces per semester FTES for the weekday evening peak, as shown in Table 2. Application of the higher factor to the projected 7,240 FTES in Fall 2023 results in an estimated future parking requirement for the campus of 4,054 spaces.

PARKING ANALYSIS



Aug 21, 2009 FPA
 \\vplst1\data\jobs\active\2300a\2357 - Valley College Master Plan Update\Graphics\ACAD\Figure 1 Parking Utilization.dwg

PARKING UTILIZATION - OCTOBER 2002 vs MAY 2009

FIGURE 1

PARKING ANALYSIS

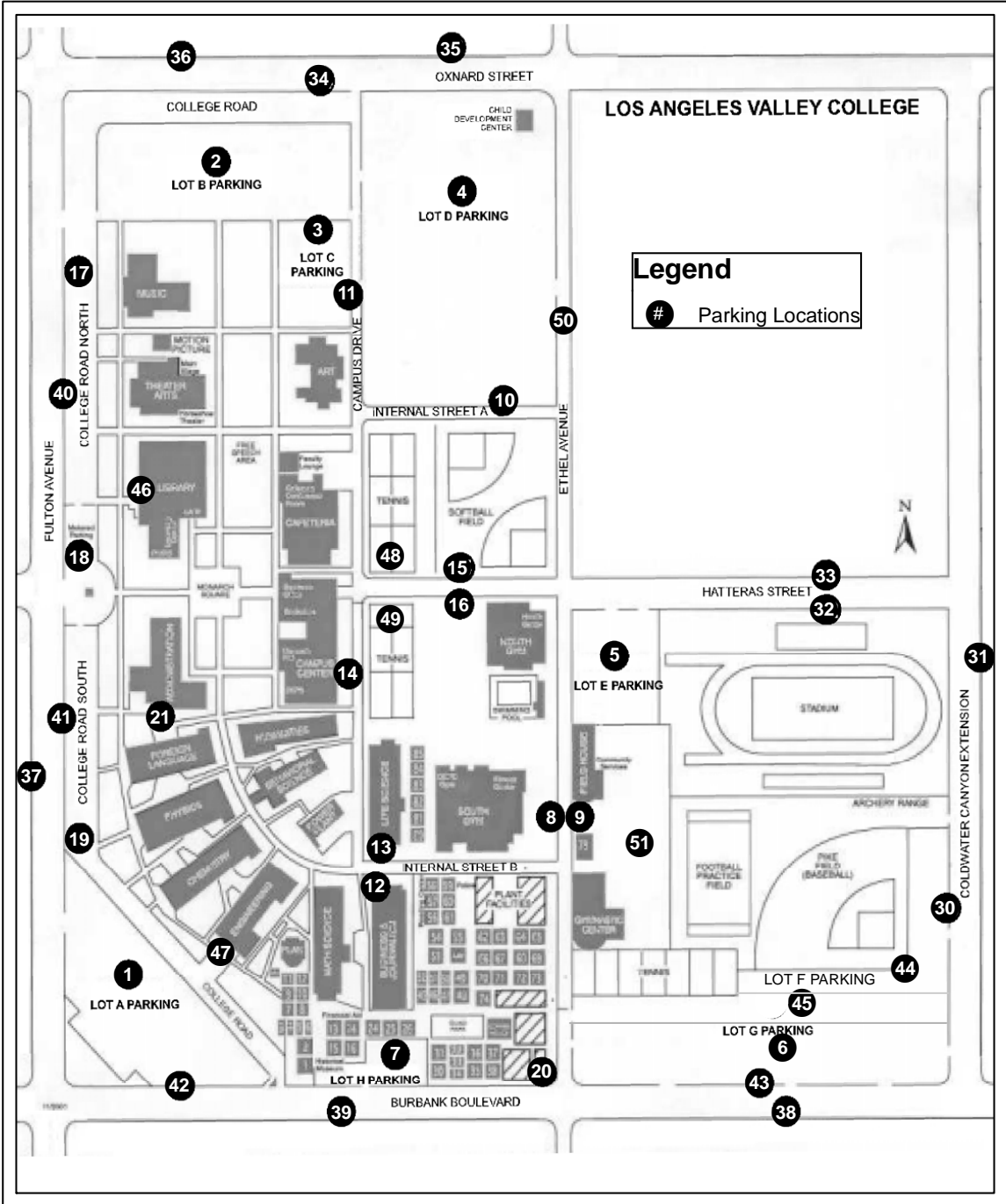
Academic Term	Full-Time Equivalent Students (FTES) [a]								Projected % increase from 2008-2009
	2002-2003	2003-2004	2004-2005	2005-2006	2006-2007	2007-2008	2008-2009	2023-2024	
Summer II	864	905	882	638	1,351	812	894		
Fall	6,136	5,779	5,491	5,295	5,322	5,489	6,011	7,240	20%
Winter	554	537	748	736	686	747	955		
Spring	5,722	5,520	5,128	5,002	5,090	5,383	5,939		
Summer I	0	0	662	0	684	750	0		
Total	13,276	12,741	12,911	11,670	13,134	13,182	13,799		
Fall FTES/Annual FTES	46%	45%	43%	45%	41%	42%	44%	--	--
Spring FTES/Annual FTES	43%	43%	40%	43%	39%	41%	43%	--	--

Notes:
[a] Source: Actual enrollment data obtained from Los Angeles Valley College. Projected enrollment data obtained from Facilities Master Plan team.

Time Period	Semester				Annual			
	2002 Study (Fall)		2009 Study (Spring)		2002 Study		2009 Study	
	Weekday Daytime Peak	Weekday Evening Peak	Weekday Daytime Peak	Weekday Evening Peak	Weekday Daytime Peak	Weekday Evening Peak	Weekday Daytime Peak	Weekday Evening Peak
	(10-11 AM)	(7-8 PM)	(10-11 AM)	(7-8 PM)	(10-11 AM)	(7-8 PM)	(10-11 AM)	(7-8 PM)
Actual FTES	6,136 [a]		5,312 [b]		13,393 [c]		13,235 [d]	
Peak Parking Demand [e]								
On Campus	3,064	2,564	2,293	1,833	3,064	2,564	2,293	1,833
Off Campus Adjacent Street Parking	187	158	236	228	187	158	236	228
Subtotal	3,251	2,722	2,529	2,061	3,251	2,722	2,529	2,061
Contingency/Circulation Factor	10%	10%	10%	10%	10%	10%	10%	10%
Parking Requirement [f]	3,576	2,994	2,782	2,267	3,576	2,994	2,782	2,267
Calculated Parking Requirement Factor per FTES	0.583	0.488	0.524	0.427	0.267	0.224	0.210	0.171
Projected Semester FTES (Fall 2023)	7,240							
Time Period	Weekday Daytime Peak	Weekday Evening Peak						
Recommended Parking Requirement Factor per FTES [g]	0.560	0.468						
Projected Parking Requirement	4,054	3,392						

Notes:
[a] Source: Los Angeles Valley College, July 2009.
[b] FTES is Spring 2009 FTES times the percentage of students taking on-campus class (96.2%) and the enrollment for the day of the count (93%).
[c] Source: *Traffic and Parking Study for the Los Angeles Valley College Facilities Master Plan Environmental Impact Report* (Kaku Associates, Inc., April 2003).
[d] FTES is 2008-2009 FTES times the percentage of students taking on-campus class (95.9%).
[e] Source for existing peak parking demand: parking utilization surveys conducted 10/2/02 & 05/20/09.
[f] Parking requirement is demand plus circulation factor.
[g] Future parking requirement factor based on Fall 2002 requirements reduced by 4% to reflect distance learning classes.

PARKING ANALYSIS



PARKING LOCATIONS - VALLEY COLLEGE
ATTACHMENT A

PARKING ANALYSIS

WILTEC

Los Angeles Valley College Parking Utilization Survey - Wednesday, May 20, 2009

PHONE: (626) 564-1944 FAX: (626) 564-0969

Lot #	Type	F&P Inventory	Map Number	Lot Designation/Notes	800-900	900-1000	1000-1100	1100-1200	1200-100	100-200	200-300	300-400	400-500	500-600	600-700	700-800	800-900
On-Campus Parking																	
Lot A	Regular	397	1		329	358	385	349	338	234	146	197	151	191	282	384	363
	Regular	595			38	194	385	371	348	205	124	71	58	32	82	230	199
	Handicap	6	2		0	0	0	0	0	0	0	0	0	0	2	0	2
	Temporarily Unavailable	3			2	2	2	2	2	2	2	1	1	1	1	0	0
Lot C	Regular	96			65	89	94	94	93	56	46	38	33	32	69	94	75
	Faculty	15			1	2	6	7	6	7	4	2	2	2	2	0	3
	Handicap	4	3		0	0	3	0	0	0	0	0	0	0	0	0	0
Lot D	Regular	229			35	102	168	170	129	125	99	64	51	34	69	141	102
	Sheriff	21			6	19	10	14	19	17	15	20	14	13	17	13	8
	Faculty	9			3	7	3	5	5	3	6	5	6	3	3	4	4
	15 Minute	5			2	2	0	0	1	0	0	2	3	1	0	0	0
	Handicap	11			3	1	2	1	2	0	1	1	1	0	0	2	2
Lot E	Regular	226			148	195	226	199	187	129	117	80	69	104	115	173	152
	Handicap	9			8	9	9	4	2	1	0	1	1	2	2	1	2
	Handicap Metered	11			3	3	4	2	2	1	1	0	0	1	1	0	2
	Faculty	22			3	4	2	9	8	7	7	5	6	4	4	4	4
	Metered	10			3	5	7	4	2	3	4	2	3	2	2	1	2
	Temporarily Unavailable	2			0	0	0	0	0	0	0	0	0	0	0	0	0
Lot G	Regular	477			125	355	405	420	360	287	266	201	137	113	160	300	337
	Handicap	5			0	4	4	4	3	3	2	0	0	0	0	4	3
Lot H	Regular	44			25	36	41	41	41	42	37	29	18	24	26	34	30
	Handicap	11			4	8	10	8	8	8	3	5	5	2	4	10	9
	On Street WS	29	8	Ethel Av (Between Burbank Bl & Hatteras St) Estimate	12	16	22	18	20	22	28	21	24	13	14	16	10
	On Street ES	33	9	Ethel Av (Between Burbank Bl & Hatteras St) Estimate	7	12	19	27	15	13	21	20	20	16	12	14	9
	On Street NS	16	10	Internal St A (Between Campus Dr & Ethel Av)	7	8	9	15	13	9	8	5	3	4	8	14	17
	On Street WS	15	11	Campus Dr (Between Internal St A & Onward St)	8	10	8	11	10	4	6	3	3	5	7	7	7
	On Street SS	16	12	Internal St B (Between Campus Dr & Ethel Av) Estimate	10	19	10	9	8	7	5	6	5	4	4	0	7
	On Street NS	0	13a	Internal St B (Between Campus Dr & Ethel Av) Estimate	0	10	10	8	9	8	6	4	4	3	3	6	0
	On Street	0	13b	Internal St B (Between Campus Dr & Ethel Av) Estimate	2	4	17	14	8	7	6	4	4	2	2	3	0
	Faculty	5	14	Campus Dr (Between Internal St B & Hatteras St) *No Parking	4	7	4	5	5	4	3	3	2	4	3	4	2
	On Street NS - Regular	25	15	Hatteras St (Between Campus Dr & Ethel Av)	5	5	7	15	19	17	21	13	13	18	18	16	8
	On Street NS - Handicap	1	15	Hatteras St (Between Campus Dr & Ethel Av)	0	0	1	0	0	0	0	0	0	0	0	0	0
	On Street SS - Regular	21	16	Hatteras St (Between Campus Dr & Ethel Av)	3	2	6	13	17	16	14	15	14	20	17	16	9
	On Street SS - Handicap	3	16	Hatteras St (Between Campus Dr & Ethel Av)	0	3	2	0	0	0	1	0	0	0	0	0	0
	Faculty	115	17	College Rd North	18	39	61	73	84	75	52	43	34	29	40	62	56
	Handicap	7			0	0	0	1	1	3	2	2	1	1	1	2	1
	30-minute	15	18	College Rd at Hatteras St	3	8	14	13	11	11	9	8	11	6	11	11	6
	Handicap	6			1	2	3	1	2	3	3	1	2	2	2	2	2
	Faculty	229			95	120	132	147	144	137	134	118	64	68	70	89	87
	Handicap	15	19	College Rd South	6	9	9	8	8	9	7	6	5	4	8	5	6
	Temporarily Unavailable	19			0	0	0	0	0	0	0	0	0	0	0	0	0
	Faculty	17	20	Physical Plant (Corner of Burbank Bl & Ethel Av)	1	3	4	4	3	4	3	3	3	4	2	1	1
	Assigned	4	21	Administration Bldg	2	3	4	4	4	2	1	3	1	1	1	0	2
	10-minute	6			1	2	4	2	2	4	4	3	4	1	3	3	3
Lot F	Regular	292			25	52	83	87	70	25	24	11	9	6	12	51	53
	Handicap	5	44		0	0	0	0	0	1	1	1	0	0	0	1	1
	On Street 20-min	3	45	East-West Drive Aisle between Lot G and Lot F	1	2	2	2	0	1	0	0	0	0	0	1	0
	On Street Regular	66			33	50	52	55	45	34	30	22	18	16	28	49	47
	Regular	3	46	Library (Just Off Campus Drive North of Hatteras St)	4	4	4	3	3	5	4	2	2	2	3	0	0
	Handicap	5			0	1	1	1	1	1	1	1	0	0	0	0	0
	Handicap	4	47	Engineering Building (Off of South Campus Drive)	2	3	4	3	3	3	2	1	3	3	4	4	4
	Faculty	28	48	Northeast Corner of Campus Drive and Hatteras (on tennis courts)	1	19	17	31	30	28	30	29	6	13	9	10	3
	Handicap	1			0	0	1	0	0	0	0	0	0	0	0	1	0
	Financial Aid Staff	2	49	Southeast Corner of Campus Drive and Hatteras (Near trailers)	10	15	11	9	1	3	1	1	1	1	1	1	0
	URS/Visitor	5			0	3	2	1	4	4	2	5	3	3	2	3	0
	Handicap	68	50	Ethel Avenue (between Hatteras St and Onward St) No Parking 7a-5p	11	5	3	0	2	0	1	1	0	8	42	39	63
	Unmarked	6			0	0	0	0	0	0	0	0	0	0	0	0	0
	Unmarked	1			0	0	0	0	0	0	0	0	0	0	0	0	0
	On Campus Subtotal	3,287	51	Paved Area South of Lot E, Near the Gymnasium Center	1135	1,831	2,293	2,283	2,098	1,587	1,313	1,086	817	839	1,165	1,833	1,705

WILTEC

Los Angeles Valley College Parking Utilization Survey - Wednesday, May 20, 2009

PHONE: (626) 564-1944 FAX: (626) 564-0969

Lot #	Type	F&P Inventory	Map Number	Lot Designation/Notes	800-900	900-1000	1000-1100	1100-1200	1200-100	100-200	200-300	300-400	400-500	500-600	600-700	700-800	800-900
Public Street Parking (Estimated)																	
	On Street WS	30	30	* Coldwater Cyn Ext (Between Burbank Bl & Hatteras St)	0	0	0	1	4	2	2	2	2	1	1	2	1
	On Street ES	48	31	Coldwater Cyn Ext (Between Burbank Bl & Hatteras St)	25	42	47	48	35	19	21	18	10	9	7	23	22
	On Street SS	0	32	Hatteras St (Between Ethel Av & Coldwater Cyn Ext)	0	0	0	0	0	0	0	0	0	0	0	0	0
	On Street NS	29	33	Hatteras St (Between Ethel Av & Coldwater Cyn Ext)	29	29	30	27	26	25	22	28	27	19	25	29	26
	On Street SS	0	34	Onward St (Between Fulton Av & Ethel Av) NSAT	0	0	0	0	0	0	0	0	0	0	0	0	0
	On Street NS	28	35	Onward St (Between Atoll Av & Ethel Av)	12	15	14	11	14	10	14	10	14	12	15	20	19
	On Street NS	15	36	Onward St (Between Fulton Av & Atoll Av)	14	16	16	15	12	14	12	15	16	16	15	14	18
	On Street WS	0	37	Fulton Av (Between Burbank Bl & Onward St) NP 8a-10p except w/ permit	4	2	1	1	1	1	1	1	1	3	3	2	4
	On Street SS	34	38	Burbank Bl (Between Ethel Av & Coldwater Cyn Ext)	20	30	33	29	25	24	30	25	18	18	23	30	32
	On Street SS NS 7a-5p	12	39	Burbank Bl (Between Fulton Av & Ethel Av) / NS 7a-5p on school days in front of school	1	6	1	3	6	6	5	11	2	8	14	20	15
	On Street SS 1 hr 8a-11	7			0	0	0	0	0	0	0	0	0	0	0	0	0
	On Street ES	14	40a	Fulton Av (Between Hatteras St & Onward St)	17	17	16	18	17	14	11	6	8	13	18	18	19
	On Street WS	4	40b	Fulton Av (Between Hatteras St & Onward St)	7	7	8	7	11	10	4	5	6	5	4	6	8
	On Street ES	9	41	Fulton Av (Between Burbank Bl & Hatteras St)	10	10	9	10	9	6	6	8	9	10	10	10	9
	On Street NS	27	42	Burbank Bl (Between Fulton Av & Ethel Av)	30	29	31	38	26	27	34	24	22	32	26	28	29
	On Street NS	34	43	Burbank Bl (Between Ethel Av & Coldwater Cyn Ext)	23	28	30	33	29	26	22	21	16	19	20	25	27
	Public Street Subtotal	287			192	231	236	241	215	188	180	178	151	188	187	228	226
				* Cineworks movie trailers parked on west side of street all day													
Grand Total		3,574			1,327	2,062	2,529	2,524	2,313	1,775	1,493	1,264	968	1,007	1,352	2,061	1,

PARKING ANALYSIS



MEMORANDUM

Date: October 14, 2009

To: Mark Docdocil, Steinberg Architects
Elena Andrews, Steinberg Architects

From: Netai Basu & Laura Wolfgram

Subject: *Estimated Trips to/from Proposed Parking Structure at L.A. Valley College*
SM09-2357

In the assessment of future parking needs for the campus that we completed in August, we determined that the parking demand factors developed in the previous master plan studies are still appropriate for use, with a minor reduction to account for the distance learning phenomenon.

With that background, we reviewed the current student enrollment projections and applied the trip generation rates developed in the previous master plan studies to prepare estimates of total future trips to/from campus in the 2023 horizon year. As shown in the attached Table A, total future trip generation is estimated at this time to be approximately 39,000 daily trips, including approximately 3,678 trips in the AM peak hour (2,747 inbound, 931 outbound) and approximately 2,310 trips in the PM peak hour (1,187 inbound, 1,123 outbound). This represents a 20% increase over the estimated existing (Fall 2008) traffic volumes at the college and is directly related to the projected increase in student enrollment.

The proposed master plan will modify the location of parking facilities on the campus as well as alter the existing travel patterns by closing Ethel Avenue south of Hatteras Street except during special events. Currently approximately 40% of the on-campus parking supply is located north of Hatteras Street. With the changes proposed, this will increase to approximately 65%. The proposed 1,200-space parking structure will supply about 30% of the total on-campus parking supply. Because the allocation of the future parking supply has not yet been determined (students, staff only, etc.), it is reasonable to assume that approximately 30% of the site-generated trips will begin or end at the proposed parking structure. Thus, trips to/from the proposed parking structure could be approximately 11,800 daily trips, including approximately 1,100 trips in the AM peak hour (825 inbound, 280 outbound) and approximately 690 trips in the PM peak hour (355 inbound, 335 outbound).

Based on student zip code information used in previous master plan studies, about 75% of the trips come from the north, west, or east. The remaining 25% of the trips come from the south. The projected increase in site-generated traffic (due to increased enrollment) and changes in the location of parking on the campus and the effective closure of Ethel Avenue as a through route from the south, the amount of traffic on Ethel Avenue between Hatteras Street and Oxnard Boulevard could increase by 50% or more above current levels.

This discussion is based on the data available at this time. As part of the studies that will be done as part of the EIR for the proposed changes to the campus master plan, analysis will be done to quantify the existing baseline traffic conditions on and near the campus, as well as to develop detailed projections of future conditions. Contact me with any questions or comments about this.

201 Santa Monica Boulevard, Suite 500, Santa Monica, CA 90401 (310) 458-9916 Fax (310) 394-7663
www.fehrandpeers.com

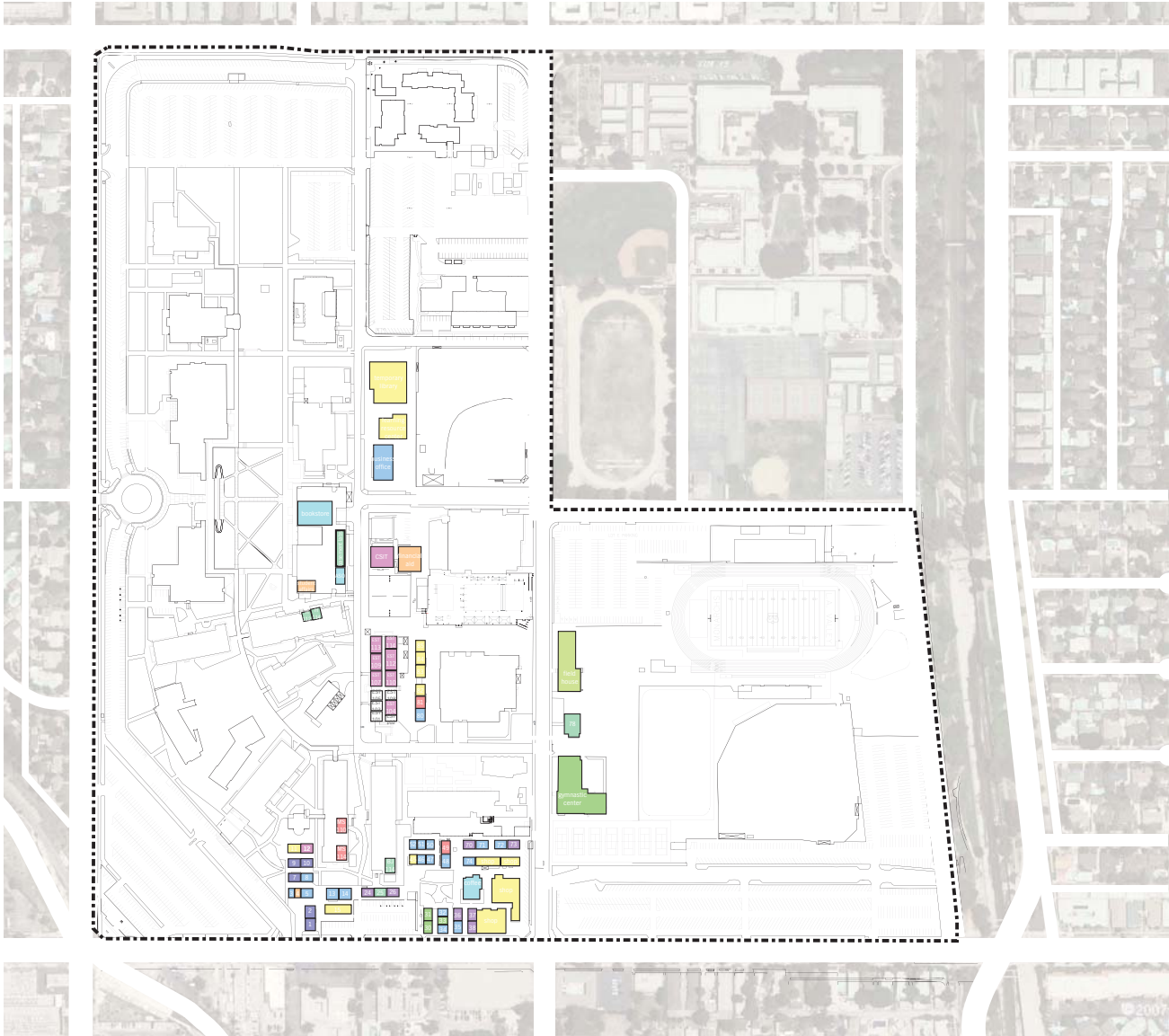
PARKING ANALYSIS

**TABLE A
VALLEY COLLEGE PROPOSITION J MASTER PLAN
PRELIMINARY TRIP GENERATION ESTIMATES (2008/2009 AND 2023/2024)**

	STUDENT ENROLLMENT (FTES) [a]	DAILY TRIPS	AM PEAK HOUR TRIPS			PM PEAK HOUR TRIPS		
			IN	OUT	TOTAL	IN	OUT	TOTAL
Existing Valley College In/Out Trips (Fall 2008)								
Estimated Total Existing Trips [b]	Year 13,799							
	Semester 6,011	32,495	2,281	773	3,054	986	932	1,918
Empirical Trip Rates (Fall 2002)								
Trip Generation Rate per FTES [c]	Year	2.477	74.7%	25.3%	0.233	51.4%	48.6%	0.146
	Semester [d]	5.406	74.7%	25.3%	0.508	51.4%	48.6%	0.319
Future Condition (2023-2024)								
	Year [e] 16,455							
	Semester 7,240	39,139	2,747	931	3,678	1,187	1,123	2,310
Net Increase								
	Year 2,656							
	Semester 1,229	6,644	466	158	624	201	191	392

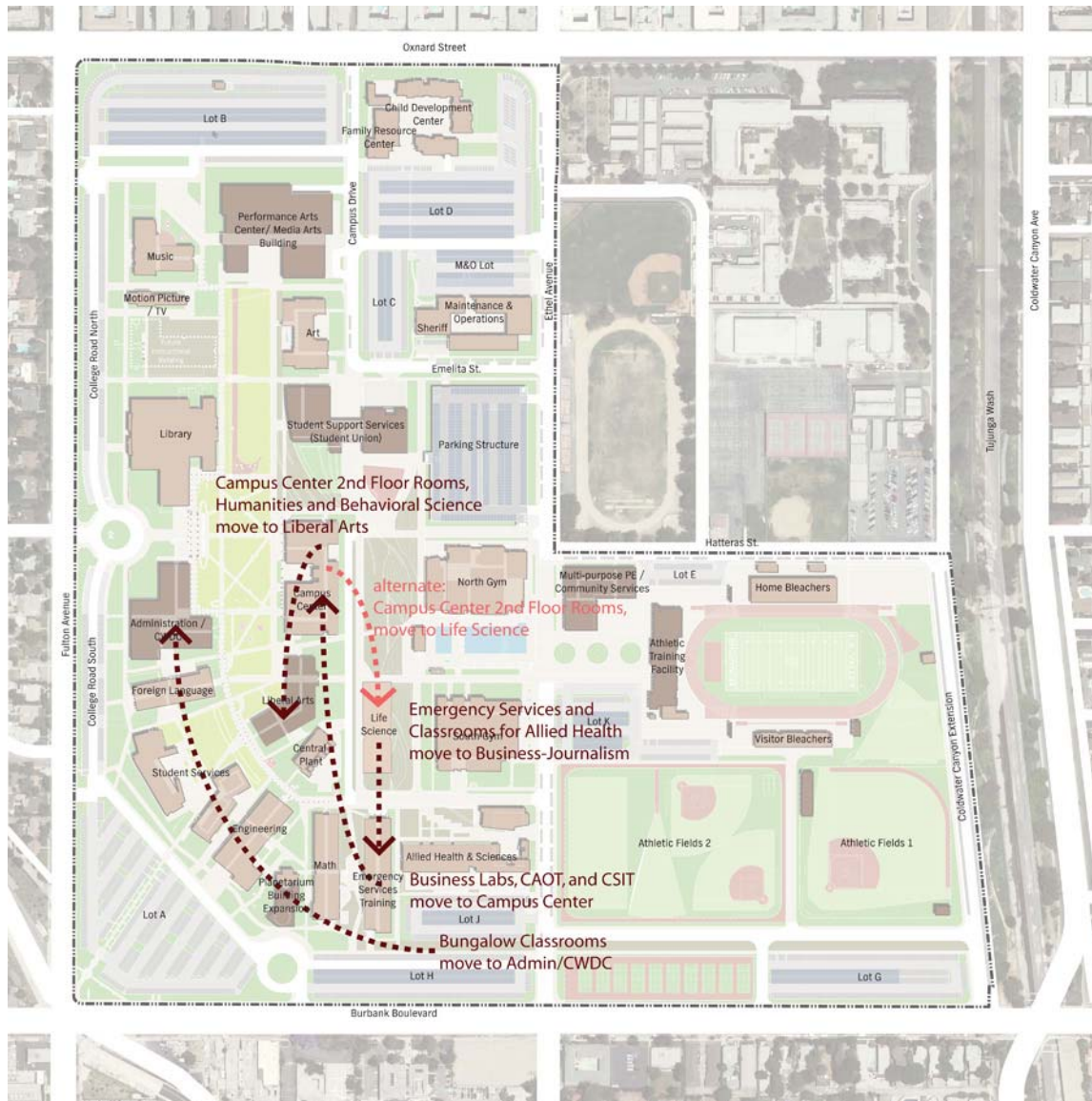
Notes:
a. Source: Valley College, July 2009.
b. Estimated total existing trips was calculated using the trip generation rates found in the *Traffic and Parking Study for the Los Angeles Valley College Facilities Master Plan Environmental Impact Report* (Kaku Associates, Inc., April 2003).
c. Empirical trip generation rates estimated from manual in/out count data conducted at Valley College campus access points in fall 2002. Rate = Existing Trips / Existing FTE Students.
d. Trip Generation Rates converted from annual FTES to semester FTES based on Fall 2002 and AY 2002-2003 enrollment data.
e. Estimated annual FTES enrollment calculated by dividing the predicted fall FTES enrollment for 2023 by the average fall FTES to annual FTES enrollment rate from 2002-2008.

MOVE PLAN STUDY



- Child Development & Family Complex
- Student Services
- Library & Academic Resource Center
- Athletic Training Facility
- Community Services Center
- Media Arts / Performance Arts
- Monarch Center (Student Union)
- CWDC / Administration
- Humanities / Math / Business
- Campus Center
- New Instructional Building 1

MOVE PLAN STUDY



MOVE PLAN

SWING SPACE FOR CWDC / ADMINISTRATION OFFICES



B1	VP Administrative Services	from Administration
B2	VP Administrative Services	from Administration
B3	Academic Senate	(current location)
B4	Foundation	from Administration
B5	VP Administrative Services	from Administration
B7	Public Information Office	from Library
B8	CalWorks Assessment	(current location)
B13	Continuing Education	(current location)
B14	CalWorks Office	(current location)
B15	President's Office	from Administration
B24	VP Academic Affairs	from Administration
B25	VP Academic Affairs	from Administration
B26	VP Academic Affairs	from Administration
B30	Job Training	from Cafeteria
B31	Job Training	from Cafeteria
B32	Classroom	from Cafeteria
B33	Conference Room	from Cafeteria
B34	Conference Room	from Administration
B39	Reprographics / Mail Room	from Administration
B40	Reprographics / Mail Room	from Administration
(B41)	IT NOC	from Administration
(B42)	IT NOC	from Administration

MOVE PLAN

SORTED BY CURRENT LOCATION

	current location	existing ASF	interim location	proposed final location	proposed ASF	alternate location	proposed ASF	
President's Office		Admin	1,487	B15	CWDC / Admin		1,269	
VP Administration		Admin	2,116	B1-2 / B5	CWDC / Admin		2,070	
Academic Affairs		Admin	2,297	B24-26	CWDC / Admin		2,784	
Foundation		Admin	443	B4	CWDC / Admin		697	
IT NOC		Admin	649	B39-40	CWDC / Admin		649	
Meeting Room	meeting room	Admin		B34	CWDC / Admin			
Reprographics & Mail Room		Admin	2,589	B41-42, B43-44	CWDC / Admin		2,200	
Special Projects		Admin			CWDC / Admin		1,060	
Math (45) / English (34)	laboratory	B01	1,080	H100	CC127A		1,200	
Math (45) / English (45)	lecture	B02	541	H102	A101		900	
Academic Senate	office	B03	350		CWDC / Admin			
Advanced College Enrollment (ACE)	office	B04	508		Student Services		508	
English (40) / Math (40) / NC (100)	lecture	B05	686	B11	A102		900	
Chemistry (24) / Physics (36)	lecture	B07	894		MS110		1,320	
CalWorks Assessment	assessment	B08	716		CWDC / Admin			
Math (45)	lecture	B09	820		MS114		1,316	
Math (40) / NC (100)	lecture	B10	803	H114	A103		1,200	
Virtual Valley Office	office	B11	322		Library		322	
EMS Office	office	B12	471	EST112	BJ104			
Continuing Education Office	office	B13	711		CWDC / Admin		1,755	
CalWorks Office	office	B14	953		CWDC / Admin			
Museum	exhibition	B15	1,439		Library		1,439	
Speech (25) / speech team	office	B24	688	B81	CC6		1,205	
Journalism / Photography	lecture	B25	641	B12	Media Arts		641	
Speech (40) / English	lecture	B26	950	B82	A104		1,200	
Community Services	laboratory	B30	922	B83	Community Services Center			
Community Services	lecture	B31	707	B84	Community Services Center			
English (40)	lecture	B32	543	B45	H114	718	LA103	910
Community Services	lecture	B33	547	B85	Community Services Center			
English (40) / NC (75)	lecture	B34	548	B49	A105		900	
English (40) / Learning Skills (75) / NC (100)	lecture	B35	820		A107		1,200	
Real Estate / NC (75) / Speech (40)	lecture	B36	793		CC10		822	
IT	shop	B37	1,403		CC IT		1,600	
IT	shop	B38	219		CC IT		400	
shop	shop	B39	2,369		M&O		2,369	
shop	shop	B40	494		M&O		494	
shop	shop	B41	2,082		M&O		2,082	
shop	shop	B42	818		M&O		818	
shop	shop	B43	1,161		M&O		1,161	
shop	shop	B44	788		M&O		788	
Reading Lab	nc lab	B45	540		Library		540	
English (40) / Dev Comm (100)	lecture	B46	540		A106		900	
English(40) / Non-Credit (100)	lecture	B47	540		A109		900	
Cooperative Education	office	B48	642		CWDC / Admin			
Family Resource Center	demonstration	B49	1,061		CDC			
Per Dev / Speech (40) / English	lecture	B50	543		CC8		780	
English (40) / Real Estate	lecture	B51	547		A110		900	
Learning Skills / Health / NC / Marketing / Broadcast	lecture	B52	542		CC12		710	
Speech (40) / Computer Science / Speech / Management	lecture	B70	834		CC272		970	
NC (100) / Speech (40) / ESL NC (100)	lecture	B71	814		A108		1,200	
English (40) / Math (45) / Broadcasting	lecture	B72	814		A111		1,200	
Health (45) / Speech	lecture	B73	814		CC270		970	
NC (100)	lecture	B74	800		A112		1,200	
shop	shop	B75	1,692		M&O		1,692	
shop	shop	B76	1,134		M&O		1,134	
Music (45) / Art	laboratory	B78	1,943		Motion Picture		1,443	
Psych VCAP (45)	lecture	B80	817		A113		1,200	
Child Development (40)	laboratory	B81	830		CDC			
Virtual Valley Office	office	B82	875		Library		875	
Professional Development Center	nc lab	B83	824		Library		824	
Professional Development Center	nc lab	B84	822		Library		822	
LAIR / Vocational Education	lecture	B85	820		Library		820	
	nc lab	BJ 103	1,254		CC ASU		1,300	
	laboratory	BJ 106	1,250		CC266		1253	
	laboratory	BJ 108	1,248		CC265		1253	
	lecture	BJ 110	960		CC269		970	
	laboratory	BJ 111	1,494		CC261		1507	
	laboratory	BJ 114			Media Arts			
	laboratory	BJ101	1,260		CC127B		1,200	
Business Faculty Offices	office	BJ102	1,209		CC153		1,400	
	laboratory	BJ105	1,346		CC127D		1,400	
	laboratory	BJ107	953		CC127C		1,000	
	laboratory	BJ109	1,372		CC127E		1,400	
	lecture	BSC100	1,502			LA202	1,600	
	lecture	BSC101	1,502			LA302	1,600	
	lecture	BSC102	722			LA105	910	
	lecture	BSC103	722			LA109	910	
	lecture	BSC104	720			LA110	910	
	lecture	BSC105	716			LA111	910	
	lecture	BSC106	724			LA112	910	

MOVE PLAN

SORTED BY CURRENT LOCATION

	current location	existing ASF	interim location	proposed final location	proposed ASF	alternate location	proposed ASF
	lecture	BSC108	720				LA113 910
	laboratory	BSC110	690				LA102 1,190
	offices	BSC111	1,103				LA114 1,190
Business Office	office	Business Office	1,896		CWDC / Admin	1,849	
Cafeteria		Cafeteria			Monarch Center	8,000	
Lion's Den Computer / Study Room		Cafeteria			Monarch Center	1,600	
Faculty Lounge		Cafeteria			Monarch Center	1,000	
Job Training	office	Cafeteria	1,665	B30-31	CWDC / Admin	1,635	
cafeteria conference room	meeting room	Cafeteria123	1,085	B33	A115	1,200	
cafeteria classroom	lecture	Cafeteria131	815	B32	A114	1,200	
Student Affairs	office	Campus Center	1,600		Student Services		
ASU	office	CC		Student Services	Monarch Center	2,000	
Bookstore		CC			Monarch Center	10,000	
Poster Room		CC			Monarch Center	500	
Research and Planning		CC	529		CWDC / Admin	262	
Compliance Officer		CC	336		CWDC / Admin	226	
VCAP	office	CC			CWDC / Admin	580	
	lecture	CC 200	757		EST101	940	LA203 910
	lecture	CC 201	751		EST102	545	LA205 910
	lecture	CC 202	772		EST103	940	LA209 910
	lecture	CC 203	735		EST105	940	LA210 910
	lecture	CC 205	724		EST07	937	LA211 910
	lecture	CC 206	1,080		EST104	1,252	LA104 1,190
	lecture	CC 207	1,030		EST108	1,260	LA106 1,190
	lecture	CC 208	925		EST109	1,170	LA204 1,190
	lecture	CC 209	735		EST110	1,264	LA212 910
	lecture	CC 210	735		EST112	1,671	LA213 910
	lecture	CC 212	720		EST113	1,310	LA303 910
	lecture	CC 214	730		EST114	1,266	LA305 910
	lecture	CC264	330		CC264	330	
	food service	Coffee House	551				
Computer Science 3	office	CSIT	120		CC153	200	
Computer Science 2	data	CSIT	131		CC153	200	
Computer Science 1	laboratory	CSIT	1,208		CC249	1253	
Computer Science 4	laboratory	CSIT	1,592		CC268	1508	
general assignment (47) / Allied Health	lecture	EST101	940		BJ102	1,167	
general assignment (28) / Allied Health	lecture	EST102	545		BJ106	1,028	
general assignment (47) / Allied Health	lecture	EST103	940		BJ108	1,248	
Emergency Services (63)	lecture	EST104	1,252		BJ101	1,254	
general assignment (47) / Allied Health	lecture	EST105	940		BJ110	960	
Emergency Services (63)	lecture	EST107	937		BJ107	953	
general assignment (47) / Allied Health	lecture	EST108	1,260		BJ114B	1,250	
Emergency Services (63)	lecture	EST109	1,170		BJ103	1,260	
Emergency Services (63)	lecture	EST110	1,264		BJ105	1,346	
	office	EST112	1,671		BJ114B	2,253	
Emergency Services (63)	lecture	EST113	1,310		BJ109	1,372	
Emergency Services	laboratory	EST114	1,266		BJ111	1,494	
Field House		Field House	7,541		Athletic Training Facility		
Financial Aid	office	FinAid	3,660		Student Services	3,660	
Community Services		Gym Ctr			Community Services Center		
Writing Center	nc lab	H100	830		Library		
	lecture	H101	709				LA309 910
Writing Center	nc lab	H102	830		Library		
	lecture	H103	822				LA206 1,190
	lecture	H104	830				LA304 1,190
	lecture	H105	950				LA306 1,190
	offices	H106/107/116/121	4,139				LA214/314 4,800
	lecture	H110	724				LA310 910
	lecture	H111	724				LA311 910
	laboratory	H112	410		Media Arts		
	lecture	H113	722				LA312 910
	laboratory	H114	718		Media Arts		
	lecture	H115	722				LA313 910
Public Information Officer		Lib	847	B7	CWDC / Admin	256	
Child Development (40)	lecture	MS110	1,320		CDC		
Child Development (40)	laboratory	MS114	1,316		CDC		
Student Health Center	clinic	North Gym		FinAid	Monarch Center	2,500	
	office	URS					
Club Space					Monarch Center	1,000	
Community Programs					CWDC / Admin	1,800	
Business Training Center					CWDC / Admin	2,020	

- A Administration
- BJ Business-Journalism
- CC Campus Center
- CWDC Community Workforce Development Center
- LA Liberal Arts Instructional Building
- EST Emergency Services Training (Life Science)
- MS Math-Science

MOVE PLAN

SORTED BY FINAL LOCATION

	current location	existing ASF	interim location	proposed final location	proposed ASF	alternate location	proposed ASF
Family Resource Center	demonstration	B49	1,061		CDC		
Child Development (40)	laboratory	B81	830		CDC		
Child Development (40)	lecture	MS110	1,320		CDC		
Child Development (40)	laboratory	MS114	1,316		CDC		
Chemistry (24) / Physics (36)	lecture	B07	894		MS110		1,320
Math (45)	lecture	B09	820		MS114		1,316
Advanced College Enrollment (ACE)	office	B04	508		Student Services		508
Student Affairs	office	Campus Center	1,600		Student Services		
Financial Aid	office	FinAid	3,660		Student Services		3,660
Virtual Valley Office	office	B11	322		Library		322
Museum	exhibition	B15	1,439		Library		1,439
Reading Lab	nc lab	B45	540		Library		540
Virtual Valley Office	office	B82	875		Library		875
Professional Development Center	nc lab	B83	824		Library		824
Professional Development Center	nc lab	B84	822		Library		822
LAIR / Vocational Education	lecture	B85	820		Library		820
Writing Center	nc lab	H100	830		Library		
Writing Center	nc lab	H102	830		Library		
shop	shop	B39	2,369		M&O		2,369
shop	shop	B40	494		M&O		494
shop	shop	B41	2,082		M&O		2,082
shop	shop	B42	818		M&O		818
shop	shop	B43	1,161		M&O		1,161
shop	shop	B44	788		M&O		788
shop	shop	B75	1,692		M&O		1,692
shop	shop	B76	1,134		M&O		1,134
Journalism / Photography	lecture	B25	641	B12	Media Arts		641
	laboratory	BJ 114			Media Arts		
	laboratory	H112	410		Media Arts		
	laboratory	H114	718		Media Arts		
Music (45) / Art	laboratory	B78	1,943		Motion Picture		1,443
Field House		Field House	7,541		Athletic Training Facility		
Community Services		Gym Ctr			Community Services Center		
Community Services	laboratory	B30	922	B83	Community Services Center		
Community Services	lecture	B31	707	B84	Community Services Center		
Community Services	lecture	B33	547	B85	Community Services Center		
ASU	office	CC		Student Services	Monarch Center		2,000
Student Health Center	clinic	North Gym		FinAid	Monarch Center		2,500
Bookstore		CC			Monarch Center		10,000
Cafeteria		Cafeteria			Monarch Center		8,000
Poster Room		CC			Monarch Center		500
Club Space					Monarch Center		1,000
Lion's Den Computer / Study Room		Cafeteria			Monarch Center		1,600
Faculty Lounge		Cafeteria			Monarch Center		1,000
President's Office		Admin	1,487	B15	CWDC / Admin		1,269
VP Administration		Admin	2,116	B1-2 / B5	CWDC / Admin		2,070
Academic Affairs		Admin	2,297	B24-26	CWDC / Admin		2,784
Foundation		Admin	443	B4	CWDC / Admin		697
Public Information Officer		Lib	847	B7	CWDC / Admin		256
Research and Planning		CC	529		CWDC / Admin		262
IT NOC		Admin	649	B39-40	CWDC / Admin		649
Meeting Room	meeting room	Admin		B34	CWDC / Admin		
Reprographics & Mail Room		Admin	2,589	B41-42, B43-44	CWDC / Admin		2,200
Special Projects		Admin			CWDC / Admin		1,060
Academic Senate	office	B03	350		CWDC / Admin		
CalWorks Assessment	assessment	B08	716		CWDC / Admin		
Continuing Education Office	office	B13	711		CWDC / Admin		1,755
CalWorks Office	office	B14	953		CWDC / Admin		
Cooperative Education	office	B48	642		CWDC / Admin		
Business Office	office	Business Office	1,896		CWDC / Admin		1,849
Job Training	office	Cafeteria	1,665	B30-31	CWDC / Admin		1,635
Compliance Officer		CC	336		CWDC / Admin		226
VCAP	office	CC			CWDC / Admin		580
Community Programs					CWDC / Admin		1,800
Business Training Center					CWDC / Admin		2,020
Math (45) / English (45)	lecture	B02	541	H102	A101		900
English (40) / Math (40) / NC (100)	lecture	B05	686	B11	A102		900
Math (40) / NC (100)	lecture	B10	803	H114	A103		1,200
Speech (40) / English	lecture	B26	950	B82	A104		1,200
English (40) / NC (75)	lecture	B34	548	B49	A105		900
English (40) / Dev Comm (100)	lecture	B46	540		A106		900
English (40) / Learning Skills (75) / NC (100)	lecture	B35	820		A107		1,200
NC (100) / Speech (40) / ESL NC (100)	lecture	B71	814		A108		1,200
English(40) / Non-Credit (100)	lecture	B47	540		A109		900
English (40) / Real Estate	lecture	B51	547		A110		900
English (40) / Math (45) / Broadcasting	lecture	B72	814		A111		1,200
NC (100)	lecture	B74	800		A112		1,200
Psych VCAP (45)	lecture	B80	817		A113		1,200
cafeteria classroom	lecture	Cafeteria131	815	B32	A114		1,200
cafeteria conference room	meeting room	Cafeteria123	1,085	B33	A115		1,200

MOVE PLAN

SORTED BY FINAL LOCATION

	current location	existing ASF	interim location	proposed final location	proposed ASF	alternate location	proposed ASF
	nc lab	BJ 103	1,254		CC ASU		1,300
Speech (25) / speech team	office	B24	688	B81	CC6		1,205
Per Dev / Speech (40) / English	lecture	B50	543		CC8		780
Real Estate / NC (75) / Speech (40)	lecture	B36	793		CC10		822
Learning Skills / Health / NC / Marketing / Broadcast	lecture	B52	542		CC12		710
IT	shop	B37	1,403		CC IT		1,600
IT	shop	B38	219		CC IT		400
Math (45) / English (34)	laboratory	B01	1,080	H100	CC127A		1,200
	laboratory	BJ101	1,260		CC127B		1,200
	laboratory	BJ107	953		CC127C		1,000
	laboratory	BJ105	1,346		CC127D		1,400
	laboratory	BJ109	1,372		CC127E		1,400
Business Faculty Offices	office	BJ102	1,209		CC153		1,400
Computer Science 3	office	CSIT	120		CC153		200
Computer Science 2	data	CSIT	131		CC153		200
Computer Science 1	laboratory	CSIT	1,208		CC249		1253
	laboratory	BJ 111	1,494		CC261		1507
	lecture	CC264	330		CC264		330
	laboratory	BJ 108	1,248		CC265		1253
	laboratory	BJ 106	1,250		CC266		1253
Computer Science 4	laboratory	CSIT	1,592		CC268		1508
	lecture	BJ 110	960		CC269		970
Health (45) / Speech	lecture	B73	814		CC270		970
Speech (40) / Computer Science / Speech / Manager	lecture	B70	834		CC272		970
Emergency Services (63)	lecture	EST104	1,252		BJ101		1,254
general assignment (47) / Allied Health	lecture	EST101	940		BJ102		1,167
Emergency Services (63)	lecture	EST109	1,170		BJ103		1,260
EMS Office	office	B12	471	EST112	BJ104		
Emergency Services (63)	lecture	EST110	1,264		BJ105		1,346
general assignment (28) / Allied Health	lecture	EST102	545		BJ106		1,028
Emergency Services (63)	lecture	EST107	937		BJ107		953
general assignment (47) / Allied Health	lecture	EST103	940		BJ108		1,248
Emergency Services (63)	lecture	EST113	1,310		BJ109		1,372
general assignment (47) / Allied Health	lecture	EST105	940		BJ110		960
Emergency Services	laboratory	EST114	1,266		BJ111		1,494
general assignment (47) / Allied Health	lecture	EST108	1,260		BJ114B		1,250
	office	EST112	1,671		BJ114B		2,253
	lecture	CC 200	757		EST101	LA203	910
	lecture	CC 201	751		EST102	LA205	910
	lecture	CC 202	772		EST103	LA209	910
	lecture	CC 206	1,080		EST104	LA104	1,190
	lecture	CC 203	735		EST105	LA210	910
	lecture	CC 205	724		EST07	LA211	910
	lecture	CC 207	1,030		EST108	LA106	1,190
	lecture	CC 208	925		EST109	LA204	1,190
	lecture	CC 209	735		EST110	LA212	910
	lecture	CC 210	735		EST112	LA213	910
	lecture	CC 212	720		EST113	LA303	910
	lecture	CC 214	730		EST114	LA305	910
	lecture	BSC100	1,502			LA202	1,600
	lecture	BSC101	1,502			LA302	1,600
	lecture	BSC102	722			LA105	910
	lecture	BSC103	722			LA109	910
	lecture	BSC104	720			LA110	910
	lecture	BSC105	716			LA111	910
	lecture	BSC106	724			LA112	910
	lecture	BSC108	720			LA113	910
	laboratory	BSC110	690			LA102	1,190
	offices	BSC111	1,103			LA114	1,190
	lecture	H101	709			LA309	910
	lecture	H103	822			LA206	1,190
	lecture	H104	830			LA304	1,190
	lecture	H105	950			LA306	1,190
	offices	H106/107/116/121	4,139			LA214/314	4,800
	lecture	H110	724			LA310	910
	lecture	H111	724			LA311	910
	lecture	H113	722			LA312	910
	lecture	H115	722			LA313	910
English (40)	lecture	B32	543	B45	H114	LA103	910
	food service	Coffee House	551				
	office	URS					

- A Administration
- BJ Business-Journalism
- CC Campus Center
- CWDC Community Workforce Development Center
- LA Liberal Arts Instructional Building
- EST Emergency Services Training (Life Science)
- MS Math-Science

MEETING NOTES

WORKSHOP 1

Steinberg Architects

523 West 6th Street, Suite 245
Los Angeles, California 90014
www.steinbergarchitects.com

MEETING NOTES

MEETING SUBJECT

LAVC Master Plan

NOTES TAKEN BY

Steinberg Architects

DATE | TIME

04.23.09 | 1:30 PM – 3:30 PM

LOCATION

CC 202

Los Angeles Valley College

ATTENDEES

(see attached sign-in sheet)

OBJECTIVE

1. Goals and Vision

ITEM ID NOTES

1

Schedule

(see attachment 1: Draft Workshop Schedule and Agendas)

2

LAVC Vision / Mission Statement

The following items from the LAVC Mission Statement were identified as key points in the development of the campus master plan:

- Attractive and accessible learning environment
- Quality of life (both on campus and beyond)
- Co-curricular activities that serve to create a rich campus life experience
- Economic development
- Cultural and athletic events
- Park-like quality, with a rich variety of trees
- Laboratory for learning... environment and issues of sustainability

3

Measure J Projects

The Media Arts Building and the Athletic Training Facility, having already been contracted and in the process of design, are pulled out of the list for priority voting.

The following are the projects that received votes, in order of priority.

- Student Support Services (Student Union) – 10 votes
- General Improvements (ADA / Landscaping) – 8 votes
- Multi-Purpose Comm. Services Center (Field House/Gymnastic Ctr) – 7 votes
- Valley Satellite – 6 votes
- Campus Modernization – 6 votes
- Community Workforce Development Building – 3 votes
- Performance Arts Center – 3 votes
- Planetarium Building Expansion – 2 votes
- Business Technology Building – 2 votes
- Parking Structure – 1 vote
- New Environment Center – no vote

415.683.2000 San Francisco
408.295.5446 San Jose
213.629.0500 Los Angeles

MEETING NOTES

WORKSHOP 1

- 4 **On-Campus Community activities and events**
(see attachment 3 for list of community activities and events held on campus)

- 5 Goals (Needs, Wants, and Issues)
(see attachment 4)

- 6 **Next Meeting**
Workshop 2 – Campus wide Space Utilization
– Thursday May 7, 2009 @ 2:30 pm – 4:30 pm, PCR

DISTRIBUTION

ALL ATTENDEES

OTHER:

Steinberg Architects will rely on these notes as the approved record of matters discussed and conclusions reached during this meeting unless the author receives written notice to the contrary within seven calendar days of the issue date of this meeting report.

Meeting Notes (Continued)
Page 2 of 2

MEETING NOTES

WORKSHOP 1

Steinberg Architects

DRAFT WORKSHOP SCHEDULE AND AGENDAS

523 West 6th Street, Suite 245
Los Angeles, California 90014
www.steinbergarchitects.com

MEETING SUBJECT

Los Angeles Valley College Master Plan

MEETING ORGANIZER

Steinberg Architects

DATE | TIME

See below | TBD

LOCATION

Los Angeles Valley College

ATTENDEES

Facilities Master Plan Planning Committee
Project Management Team
Steinberg Architects

OBJECTIVE

N/A

AGENDA ITEMS

Workshop 1 – Goals and Vision

Thursday, April 23, 2009 @ 2:30 pm – 3:30 pm | Campus Center Room 202

Agenda

- Confirm Meeting Dates
 - Workshops
 - College Presentations
 - Students
- Visioning Exercise
- Project Update and Priorities
 - Existing/Planned Prop A/AA
 - Measure J
 - Other

Workshop 2 – Campus-wide Space Utilization

Thursday, May 7, 2009 @ 2:30 pm – 4:30 pm | PCR

Draft Agenda

- Review of Goals and Vision
- Existing Department Locations
- Lecture/Lab Utilization
- Campus-wide Space Needs
- Future Buildings

Workshop 3 – Conceptual Plan

Thursday, May 21, 2009 @ 2:30 pm – 4:30 pm | PCR

Draft Agenda

- Campus-wide Space Utilization Update
- Site Analysis
- Land Use Alternates
- Building/Open Space Alternates
- Traffic and Parking Assessment
- Sustainability

415.683.2000 San Francisco
408.295.5446 San Jose
213.629.0500 Los Angeles

MEETING NOTES

WORKSHOP 1

Workshop 4 – Master Plan Development

Thursday, June 18, 2009 @ 2:30 pm – 4:30 pm | PCR

Draft Agenda

- Conceptual Plan Update
- Land Use Plan
- Building Locations and Massing
- Landscape Plan

Workshop 5 – Master Plan and Guidelines

Thursday, July 16, 2009 @ 1:30 pm – 3:30 pm | PCR

Draft Agenda

- Master Plan Update
- Guidelines
 - Architectural
 - Landscape
 - District Sustainability
 - Other

Interim Meetings

- Campus Standards (April/May)
- Utilities Master Plan
- Implementation Plan

July and August 2009

Workshop 6 – Final Review

Draft Agenda

- Recommended Master Plan
- Guidelines
- Utilities Master Plan
- Implementation Plan

Thursday, September 10, 2009

MEETING NOTES

WORKSHOP 1

SIGN-IN SHEET
Master Plan
Los Angeles Valley College

PURPOSE: Workshop 1 - Goals and Vision
DATE: April 23, 2009

Steinberg Architects

	NAME	TITLE/DEPARTMENT	EMAIL	TEL
1	Elena Andrews	Steinberg Architects	eandrews@steinbergarchitects.com	213.599.4378
2	Mark Docdocil	"	mdocdocil@steinbergarchitects.com	(213) 599-4372
3	DAVID ABERNATHY	UPS CORP	DAVID_ABERNATHY@ULSCOPE.COM	216-756-0959
4	CATHY CAVELLA	PACIFICA ENERGY	CCAVELLA@PACIFICA SERVICES.COM	818 581-7485
5	ERICK LARSEN	RENEWABLE ENERGY	ELARSEN@PACIFICA SERVICES.COM	310) 386-0931
6	MARLA O'CONNELL	WPE	oconnemh@lavc.edu	
7	Diedra STARK	WPE	STARK DIK@LAVC.EDU	X 2912
8	Jeanne Waddell	AFT	Waddell@lavc.edu	X 2566
9	Chuck Ferrero	Ath. Director	ferrercf@lavc.edu	X 2508
10	Jennifer Fong	LAVC	fongjc@lavc.edu	X 2433
11	Larry Nammunen	LAVC AS/AFT/WEL	nakamult@lavc.edu	> 2883
12	Tom Jacobsmeyer	LAVC		
13	Yeferm Kozin	LAVC	Kozin.YY@LAVC.edu	X 2555
14	Sandra Mayo	LAVC Administrative Affairs	mayosl@LAVC.edu	2617
15	Yasmin Delahoussaye	VPSS	delahoye@lavc.edu	X 2691
16	Israel Ortiz	LAVC Technology Dept	ortizi@lavc.edu	(818) 947-2397
17				
18				
19				
20				

G06_Meeting_Reports/SignIn

Attachment 4

Needs	Wants	Issues
New Ceilings and Floors 250 Station Computer Lab 100 Capacity Classrooms Alumnae Recognition Athletic Complex Landscaping Student Gathering Spaces	Bookstore Natural Light/Ventilation CWDB on South side of Campus More Efficient Buildings (2/3 stories) New Admin with Classrooms above CWDB priority registration for instructional uses Flexibility to meet changing needs Edges Designated Smoking Area Quality Student Life Quality of Life on Campus Burbank Center Partnerships Non-Traditional Learning / Real Life Experience Branding / Identity	Too Cluttered / Congested Graffiti on Bathroom Doors Landscape maintainance Humanities Building blocks flow of open space Computer Science programs all over campus Wayfinding Parking Lots unsafe surfaces, Lighting FF&E Process Fulton/Burbank Marquis/Gazebo design Uncomfortable Seats in Classroom Right Turn Radius at Fulton Entry too tight Monarch Square noise College trying to be "Everything to Everyone" Bungalows CSIT only half used Handicap Accessibility (BOA CDs)

MEETING NOTES

WORKSHOP 1

Attachment 2: Community Events and Activities

Historical Museum

Job Training

Motorcycle Training (Future)

Biology Speaker Series

Planetarium Shows

Sustainability Workshop

Art Gallery Shows

Music Series

Dance/Theater Productions

Filming on Campus

Film @ Night (Future)

Latino Student Conference

Armenian Genocide Conference

ASU Political Forums

Board Meetings

LAUSD - Principal Meetings

Engineering - HS use facilities

HS Prelims and Finals

14 Athletic Teams

High School Tournaments

Speech Tournament

Foundation Events

Disabled Awareness (October)

Student Health Fair (May)

Community Safety Fair

Job Fairs

University Fairs

Monarch Day Camp

Dog Show

Anabel's Play Day

Pools - Community Services "Mommy and Me"

Hall of Fame Induction

Commencements

Graduation

Christmas Tree sales

MEETING NOTES

WORKSHOP 2

Steinberg Architects

523 West 6th Street, Suite 245
 Los Angeles, California 90014
 www.steinbergarchitects.com

MEETING NOTES

MEETING SUBJECT

LAVC Master Plan

NOTES TAKEN BY

Steinberg Architects

DATE | TIME

05.07.09 | 2:30 PM – 4:30 PM

LOCATION

PCR
 Los Angeles Valley College

ATTENDEES

(See attached sign-in sheet)

OBJECTIVE

1. Discuss Campus-Wide Space Utilization

ITEM ID NOTES

1 **Draft Master Plan Goals**
 (See Attached Revised Draft)

2 **Needs, Wants and Issues**

- Current computer labs on campus
 - 15 stations : Lion’s Den (Cafeteria)
 - 13 stations : Library
 - 15 stations : Library restricted to database use
 - 45 stations : Lair(adjacent to library)
 - 40 stations : CCAT lab – only one with color printer
 - 25 stations : Writing Center
- Confirm how many will be added in New Library
- Status quo of non-class computer labs seems to work okay.
- Campus plans to upgrade wireless connection throughout campus, with hot spots in key locations.
- The shade structures in the Art and Monarch patios need to be revisited – they don’t provide enough shade.
- Incorporate Art in Public Areas – 0.5 % (approx. \$1.5 M) of Measure J budget dedicated to Public Art.
- Add drop-off points on north and south side of campus.
- Landscaping should be refurbished with young trees.
- Re-purposing old building is not desired. Preference for new buildings
- New Environment Center could be a part of Technology Building, and potentially the planetarium.
- Planetarium could use a classroom, instead of an observatory expansion.
- A parking structure would be a necessary part of the campus development.

NEEDS

415.683.2000 San Francisco
 408.295.5446 San Jose
 213.629.0500 Los Angeles

MEETING NOTES

WORKSHOP 2

<ul style="list-style-type: none"> • New ceilings and floors in renovated buildings • Remove graffiti on bathroom doors – Image issues • Parking lot lighting and new surfaces • Right-hand turn radius at Fulton Entry is too tight • Remove Bungalows • Landscape maintenance – added to issues • Site accessibility • Landscape around new Athletic Complex • Address noise at Monarch Square
<p>WANTS</p> <ul style="list-style-type: none"> • 250-station computer lab • 100-station computer lab – too many stations in one space • Bookstore with natural light and ventilation • Alumni recognition • Community Workforce Development building on south side of campus with priority registration of classrooms • New Administration Building with classrooms on second story • Designated smoking areas • Consolidate Computer Sciences • Revisit Marquis and Gazebo designs • CSIT Bungalow only have used – could be used for swing space
<p>ISSUES</p> <ul style="list-style-type: none"> • Provide more student gathering spaces • Improve the quality of life on campus • Provide flexibility in buildings to meet changing needs • Improve campus edges • Improve wayfinding • Provide a brand/identity for LAVC. • Campus feels cluttered and congested • Humanities Building blocks the flow of space • LAVC must be “Everything to Everyone” • Provide non-traditional learning experience • Landscape maintenance

- 4 **Lecture / Lab Utilization**
- Campus is generally not busy in the afternoons. A diagram showing classroom utilization separating morning, afternoon, and evening would be useful.
 - Life Science building will have 2 XXL classrooms (capacity > 70)
 - Verify that all classrooms are accounted for, particularly in Engineering and Business.
 - Add PE to space utilization diagram

- 5 **Next Meeting**
 Workshop 3 – Conceptual Plan
 – Thursday May 21, 2009

DISTRIBUTION

- ALL ATTENDEES (SEE ATTACHED SIGN-IN SHEET)
- OTHER:

Steinberg Architects will rely on these notes as the approved record of matters discussed and conclusions reached during this meeting unless the author receives written notice to the contrary within seven calendar days of the issue date of this meeting report.

MEETING NOTES

WORKSHOP 2

LAVC Master Plan

Steinberg Architects

SIGN IN SHEET 5.7.09

<u>Name</u>	<u>Dept</u>	<u>email</u>
TOM JACOBSMEYER	ADMIN	
DIEDRA STARK	WPE	
Don Gauthier	Earth Science/Anthro. Academic Senate, Pres.	gauthidj@lavc.edu
Chuck Ferrero	ATHLETICS	ferrerc@lavc.edu
GARY HONJIO	MPE	honjioc@lavc.edu
LARRY NAKAMURA	AS/AFT/BIOLOGY	nakamult@lavc.edu
Joanne Waddell	AFT Faculty Guild	waddelljs@lavc.edu
Israel Ortiz	Technology-CSIT	ortizi@lavc.edu
Marla Connell	WPE	oconnellm oconnellm@lavc.edu (615) 947-2904
Rona Lubow	Library	lubowdn@lavc.edu (818) 947-2766
Yasmin Delahoussaye	Student Services	delahoye@lavc.edu
ERICK LARSEN	PSI RE PROGRAM	eLarsen@PACIFICASERVICES.COM
DAVID ABERNATHY	URSCORP	David_Abernathy@URSCORP.COM
Jennifer Fong	PR	fongjc@lavc.edu
Tom Lopez	MEO	Lopezt@LAVC.EDU
Jennifer Stripe	STRATUS	jstripe@stratus-keen.com

415.683.2000 San Francisco
408.295.5446 San Jose
213.629.0500 Los Angeles
www.steinbergarchitects.com

MEETING NOTES

WORKSHOP 3

Steinberg Architects

523 West 6th Street, Suite 245
Los Angeles, California 90014
www.steinbergarchitects.com

MEETING NOTES

MEETING SUBJECT

LAVC Master Plan

NOTES TAKEN BY

Steinberg Architects

DATE | TIME

05.21.09 | 3:00 PM – 5:00 PM

LOCATION

PCR

Los Angeles Valley College

ATTENDEES

Los Angeles Valley College: Sue Carleo, Tom Jacobsmeyer, Larry Nakamura, Joanne Waddell,
Israel Ortiz, Chuck Ferrero, Marla O'Connell, Diedra Stark,
Dana Lulu, Jennifer Fong, Tom Lopez
Pacifica: Erick Larsen
URS: David Abernathy
Steinberg Architects: David Hart, Elena Andrews, Mark Docdocil
SWA Group: Gerdo Aquino, Alex Robinson

OBJECTIVE

Discuss Conceptual Site Plan

ITEM ID NOTES

- 1 **Conceptual Schemes**
 - Combine “J” Circulation & Greenbelt
 - Central Park & Small Plazas Associated with Buildings
 - Consolidate Athletic Fields

- 2 **Desires and Opportunities**
 - Bio-swale and Storm water Collection
 - Commemorative Brick Paving – for fundraising
 - Student Gathering Spaces
 - 9 (?) English Oak tree seedlings
 - Trees in Parking Lots

- 3 **Assets and Sensitive Areas on Campus**
 - Old Quad Park, Memorial Bench
 - Planetarium, Memorial Plaque on ground outside
 - Fig Tree in South corner of Lot A, by Burbank Blvd.
 - Tree North of Planetarium – significant to President Clinton’s visit
 - Horseshoe Seating Area
 - Time Capsule near Fulton Entry
 - Theater Arts Plaza (west of Theater Arts Building)
 - Music Patio, Art Patio with Fountain
 - Trees Around South Gym

- 4 **PE / Athletic Facilities**
 - Stadium, Track & Field
 - Baseball Field
 - 2 Softball Field
 - Football Practice Field with 4-lane Jogging Track around
 - Tennis Courts
 - Archery
 - Javelin

- 5 **Next Meeting**
Workshop 4 – Master Plan Development
– Thursday, June 18, 2009

415.683.2000 San Francisco
408.295.5446 San Jose
213.629.0500 Los Angeles

MEETING NOTES

WORKSHOP 4

Steinberg Architects

523 West 6th Street, Suite 245
Los Angeles, California 90014
www.steinbergarchitects.com

MEETING NOTES

MEETING SUBJECT
LAVC Master Plan

NOTES TAKEN BY
Steinberg Architects

DATE | TIME
06.18.09 | 2:30 PM – 4:30 PM

LOCATION
PCR
Los Angeles Valley College

ATTENDEES
Los Angeles Valley College: Sue Carleo, Yasmin Delahoussaye, Deborah DiCesare, David Falk, Jennifer Fong, Don Gauthier, Tom Jacobsmeyer, Tom Lopez, Dana Lulbow, Sandra Mayo, Larry Nakamura, Marla O'Connell, Israel Ortiz, Dennis Reed, LaVerne Rosow, Diedra Stark, Joanne Waddell,
Pacifica: Erick Larsen
URS: David Abernathy, Rob Illingworth
Steinberg Architects: Elena Andrews, Michael Alamo, Mark Docdocil
SWA Group: Gerdo Aquino, Alex Robinson

OBJECTIVE
Discuss Master Plan Development

ITEM ID NOTES

- 1 **Master Plan Drivers**
- Educational Master Plan: Priority projects include Media Arts Building, Community Development Services Building, Student Services Support (Cafeteria, Bookstore), Campus-wide Improvements, and Projected Growth.
 - Parking: The need for a parking structure of at least 800 spaces was identified.
 - Need to check if FTEF numbers include staff
 - The possibility of putting parking under athletic fields was suggested, a costly, urban approach.
 - Concern about parking separating Athletics from Academics was raised.
 - Lot B needs to be re-organized
 - Relocating the existing communications tower in lot B to top of a new building should be investigated.
 - Environmental Impact Report: Mitigation factors were presented
 - Maintain Quadrangle (Monarch Square, Mall)
 - Maintain "J" framework
 - Preserve Landscape
 - Sensibility to Building Heights, Scale, and Materiality
 - Master Plan Goals: Previously identified goals were reviewed
- 2 **Interim Studies**
- Athletic Fields: The proposed consolidation/reorganization of athletic fields was presented
 - Home side stadium access need emphasis
 - Existing maintenance storage shed among the athletic fields should be replaced
 - Performance Arts and Media Arts: Pros and Cons of different options for siting of new building in the Arts District were presented, and where Media Arts and Performance Arts together form a complex that caps the mall was identified as the preferred scenario.
 - Landscape

415.683.2000 San Francisco
408.295.5446 San Jose
213.629.0500 Los Angeles

MEETING NOTES

WORKSHOP 4

- 3 **Sustainable Water Strategies:** The college showed great interest in exploring different sustainable strategies, particularly in water conservation.
- Existing Stormwater System
 - 14" of rain annually over 105 acres of campus
 - 70% of that runs off site
 - 28 million gallons or 85 acre foot of water drains off site annually, 80% during winter months
 - Lawn Irrigation Water Use
 - 18 acres of campus lawn consume 27 million gallons or 82 acre foot of water annually = 1 olympic-sized pool of water per week.
 - Centralized Rainwater Cisterns
 - Capturing enough rainwater to irrigate 50% of lawn during the dry-season would require a 15' deep basin, 332'x332' to hold 12 million gallons or 37 acre foot
 - Distributed Rainwater Cisterns
 - Capturing rainwater with rooftops and building cisterns could supply ~15% of irrigation needs for lawns (each with a 160,000 gal cistern).
 - Smaller cisterns could supply water for toilets.
 - Campus Greywater: most viable
 - Buildings with showers, such as Gyms, have the greatest potential for graywater re-use. Graywater can be treated in a biological system before being re-used.
 - Aquifer Recharge Strategy
 - Capture, treat, and infiltrate ALL storm water on-site.
 - Recharge the aquifer, improve water quality, and improve urban forest health.
 - Porous paving could be a disadvantage with maintenance
 - Purple Pipe: this system of recycled water could be coming to the campus in the next few years
- 4 **Conceptual Framework Update**
- Measure J Committed Projects: Projects currently underway include Athletic Training Facility, Media Arts Building, Performance Arts Center, and Planetarium Expansion
 - Identified College Needs
 - New Student Union (Cafeteria, Bookstore, ASO, Student Health, etc) should be one building
 - New 2-story Administration Building: CWDB incorporated
 - Landscape Improvements: including parking and walkways (ADA accessibility)
 - Maintaining Planetarium's functionality
 - Parking Structure
 - Multi-purpose PE/Community Services Building
 - Master Plan Horizon 1: Proposed Master Plan of Measure J Projects presented.
 - Humanities Building, particularly the ramp, needs to be looked at.
 - Life Science Building preferably torn down because of maintenance issues
 - Overbuilding in the eyes of the state is an issue
 - Outdoor stage desired
 - Wildlife support encouraged
 - Covered pathways desired
 - Central park idea missed
 - Master Plan Horizon 2: Potential post-Measure J campus build-out
 - Planetarium relocation an issue.
- 5 **Next Meeting**
Workshop 5 – Master Plan and Guidelines
– Thursday, July 16, 2009

DISTRIBUTION

ALL ATTENDEES

OTHER:

Steinberg Architects will rely on these notes as the approved record of matters discussed and conclusions reached during this meeting unless the author receives written notice to the contrary within seven calendar days of the issue date of this meeting report.

MEETING NOTES

WORKSHOP 4

Steinberg Architects

SIGN-IN SHEET
Master Plan
Los Angeles Valley College

PURPOSE: Workshop 4 - Master Plan Development
DATE: June 18, 2009

	NAME	TITLE/DEPARTMENT	EMAIL	TEL
1	Dana Lubow	Librarian	lubowdn@lavc.edu	671 818-9472766
2	Lynn Polasek	Biology Professor	polasekm@lavc.edu	(818) 947-2882
3	Jennifer Fong	PR	fongjc@lavc.edu	X2433
4	Yasmin Delahoussaye	VPSS	delahouye@lavc.edu	X2691
5	<i>[Signature]</i>	LAVC		
6	Dyedus Stark	Athletic Director	starkdr@lavc.edu	X2805
7	Marla O'Connell	LAVC faculty	oconnemh@lavc.edu	X2904
8	Israel Ortiz	LAVC Technology Dept	ortizi@lavc.edu	(818) 947-2397
9	Tom Lopez	MEO	lopezfw@LAVC.EDU	818-947-2938
10	DAVID ABERNATHY	UPS	DAVID_ABERNATHY@URSCOPP.COM	818-756-0459
11	Jeanne Waddell	APT Faculty Guild	Waddelljs@lavc.edu	X2566
12	LaVergne Rosow	Eng. Faculty	rosowlv@lavc.edu	(818) 947-2591
13	ERIK CARSEN	PSI RE		310-586-0931
14	Gerdo Aquino	SWA		
15	Alex Robinson	SWA		
16	Deborah DiCesare			
17	Dennis Reed			
18	David Falk			
19	Rob Mungworth			
20	Sue Carico			

Sandra Mayo
Larry Nakamura
Don Granthier
Elena Andrews
Michael Alamo
Mark Docoboi

MEETING NOTES

WORKSHOP 5

Steinberg Architects

523 West 6th Street, Suite 245
Los Angeles, California 90014
www.steinbergarchitects.com

MEETING NOTES

MEETING SUBJECT

LAVC Master Plan – Workshop 5

NOTES TAKEN BY

Steinberg Architects

DATE | TIME

07.16.09 | 1:30 PM – 3:30 PM

LOCATION

PCR

Los Angeles Valley College

ATTENDEES

Los Angeles Valley College: Larry Nakamura, Lynn Polasek, Yasmin Delahoussey, Carole Yee, Tom Lopez, Sue Carleo, Christian Nova, Sandy Mayo, Dana Lubow, Joanne Waddell, Diedra Stark, Tom Jacobsmeyer, Gary Honjo, Jennifer Fong, Deborah diCesare, Israel Ortiz

Build LACCD: Julie Fuller

Pacifica: Erick Larsen

URS: David Abernathy, Rob Illingworth

Steinberg Architects: Elena Andrews, Mark Docdocil

SWA Group: Gerdo Aquino, Alex Robinson

OBJECTIVE

Discuss Master Plan Development

ITEM ID NOTES

- 1 **Utilization**
 - Existing Library program should be counted in the current utilization study.
 - Programs that will move into new Library
 - Media Services (Bob Dodds) – currently in Temp Library
 - Writing Center – currently in Math Bldg
 - Math Lab (Sheri Berger) - currently in Math Bldg
 - Breakdown analysis of lec/lab utilization by department
 - Science Department could offer green technology classes to maintain some systems.

- 2 **Athletic Fields**
 - Potential to use artificial turf in all athletic fields should be studied.
 - A new jogging path should be proposed to replace existing track around practice field.
 - Hill removal should be done as part of Baseball field project. Follow up with Cannon's scope of work.
 - Other options should be studied and compared with cost of hill removal.

415.683.2000 San Francisco
408.295.5446 San Jose
213.629.0500 Los Angeles

MEETING NOTES

WORKSHOP 5

- 3 **Program:**
- Add one instructional room each in Athletic Training Facility, Multi Purpose Community Services Center, and Planetarium Expansion.
 - Health Center currently in North Gym will move temporarily to Financial Aid Bungalow once Student Services is completed. Vacated space in North Gym will be reclaimed for equipment storage.
 - Outdoor events should be considered in the location of future classrooms for noise issues.
 - Verify space needed by IT in Campus Center.
 - Compliance Office will move to Admin.
 - Campus Center 1st floor will need some kind of office presence to serve conferences in Monarch Hall.
 - Faculty Lounge will be in Student Union but separate from student areas.
 - Transfer Lounge – Club Rooms, Honors, VCAP in Student Union
 - Community Services has a staff of about 78. Needs a fenced area for drop-off and pick-up. Needs at least 3 classrooms for arts and crafts, etc. Could potentially use Athletic training facility's large meeting room.
 - Free Speech area will be designated by the college.

- 4 **Implementation**
- Life Science is the only building not connected to Central Plan and is a two pipe system. Good candidate for demolition.
 - Business-Journalism's proximity to AHS is good for science lecture classes.
 - Could Theater Arts building be saved?
 - Campus Drive North could potentially be eliminated and the trees could be moved elsewhere.
 - Fire / Service Access need to be studied.

- 5 **Next Meeting**
Workshop 6 – Implementation
– Tuesday, August 25, 2009

DISTRIBUTION

ALL ATTENDEES

OTHER:

Steinberg Architects will rely on these notes as the approved record of matters discussed and conclusions reached during this meeting unless the author receives written notice to the contrary within seven calendar days of the issue date of this meeting report.

MEETING NOTES

WORKSHOP 5

SIGN-IN SHEET
Master Plan
Los Angeles Valley College

PURPOSE: Workshop 5 - Master Plan Development
DATE: July 16, 2009

Steinberg Architects

	NAME	TITLE/DEPARTMENT	EMAIL	TEL
1	DAVID ABERNATHY	URS	DAVID-ABERNATHY@URSCORP.COM	818 756-0951
2	LARRY NAKAMURA	AS/ART	nakamult@lavc.edu	(818) 947-2883
3	Lynn Polasek	Biology	polaselm@lavc.edu	(818) 947-2882
4	Yasmin Delahoussaye	VPSS	delahouye@lavc.edu	(818) 947-2691
5	Carole Yee	Dean, Academic Affairs	YeeC@LAVC.EDU	818 947 2316
6	Tom Lopez	Director College Facilities	lopeztd@LAVC.EDU	818-947-2889
7	Joe Carter	President	carterj@lavc.edu	818-947-2321
8	CHRISTINA NOVA	MUSIC	NOVACP@LAVC.EDU	818-947-2347
9	Sandy Mayo	VPAA	mayosl@LAVC.EDU	2617
10	Kiana Lubow	Library	lubowk@lavc.edu	X 2766
11	Joanne Waddell	AFT Faculty	Waddellj@lavc.edu	X 2566
12	Dierdra Stark	Athletic Director	Stark@LAVC.EDU	X 2508
13	TOM JACOBMEYER	ADMIN		
14	Julia Fuller	BURDLACK	fullerj@lavc.edu	X 5671
15	ROBERT WILSON	URS	robert.wilson@urscorp.com	818 756 0969
16	GARY HORTON	MPE	hortonbk@LAVC.EDU	818 947-2512
17	Jennifer Fong	PR	fongjc@lavc.edu	X 2433
18	Gerdo Aquino	SWA Lead arch.	GAQUINO@SWAGROUP.COM	213.236.9090
19	Alex Robinson	"	arobinson@swagroup.com	"
20	Barbara DiPasare	Dean Academic Affairs	diPasare@lavc.edu	818-778-5522
21	ERICK LARSEN	PSI Renewable ENERGY Prog.	E.LARSEN@PACIFICASERVICES.COM	310-386-0931
22	Israel Ortiz	Technology Dept.	ortiz@lavc.edu	(818)947-2397

G06_Meeting_Reports\Signin

MEETING NOTES

WORKSHOP 6

Steinberg Architects

523 West 6th Street, Suite 245
Los Angeles, California 90014
www.steinbergarchitects.com

MEETING NOTES

MEETING SUBJECT

LAVC Master Plan – Workshop 6

NOTES TAKEN BY

Steinberg Architects

DATE | TIME

08.25.09 | 10:00 PM – 12:00 PM

LOCATION

PCR
Los Angeles Valley College

ATTENDEES

Los Angeles Valley College: Tom Jacobsmeyer, Yefrem Kozin, Deborah diCesare, Sue Carleo, Lynn Polasek, Jacquelyn Hams, Elizabeth Ortiz, Tom Lopez, Dana Lubow, Sandy Mayo, Joanne Waddell, Diedra Stark, Marla O'Connell, Don Gauthier, Israel Ortiz, Richard Holdredge, Dennis Reed, Larry Nakamura, Yasmin Delahoussaye, Jennifer Fong
Pacifica: Erick Larsen
URS: David Abernathy, Jim Rogers
Steinberg Architects: Elena Andrews, Mark Docdocil

OBJECTIVE

Discuss Implementation and Prioritization

ITEM ID NOTES

1

Site Plan

- To dissuade students from speeding through the campus, the east side of driveway for the road just south of CDC should be closed off. The access road will be moved down so that it would have to zigzag back to the access road in lot B. speed bumps could be added.
- There is some concern about aesthetics for Art building facing the service road to the east. The designation of this road as service road will not change the way it currently looks.
- Catering trucks should be able to access Monarch Hall and Student Union plaza for events.
- Test how many students can fit in the student union plaza.
- Water features could pose maintenance problems. But wetland simulation in the sustainable park is desirable. This could potentially be moved down south away from student activity in the student union plaza.
- Sustainable strategies could be consolidated into one project, at a smaller scale.
- A drop off area for student union building should be studied.
- Drop off area for Performance Arts building needs to be moved over to the left.
- The planetarium is concerned of light impact from the drop off zone close to it.
- Designate short term parking in the parking structure for drop off and pick up.
- Fire lane around pool may be redirected.
- Food kiosk would bring activity to the park, but could be a problem with littering.
- Area south east of South Gym could be a location for barbecue area.
- Southbound Ethel will be closed to traffic, but could be opened for events.
- Coldwater Ext. / Burbank driveway should be re-worked.

2

Move Plan / Implementation

- Business Office and Student Senate will be moving to Admin., not Student Services.
- IMS will be going into the new library.
- Allied Health classes are using the general ed. classrooms in Emergency Services Training (Life Science).
- Public Information Office needs location – in Administration.
- Power in bungalows would need to be upgraded if these are to be used for office swing space.
- Alternatively, a temporary village could be set up either in the old shop bungalows area or in the old CDC site.
- Resource Recovery Center is funded separately, not part of measure J.
- Short term landscape improvements needed.

415.683.2000 San Francisco
408.295.5446 San Jose
213.629.0500 Los Angeles

MEETING NOTES

WORKSHOP 6

- 3 **Prioritization:**
- A poll was taken among those present to get an idea on the prioritization of the different projects. (see attached for results)

- 4 **Next Meeting**
Workshop 7 – Master Plan Development
– September 10, 2009

DISTRIBUTION

ALL ATTENDEES

OTHER:

Steinberg Architects will rely on these notes as the approved record of matters discussed and conclusions reached during this meeting unless the author receives written notice to the contrary within seven calendar days of the issue date of this meeting report.

Meeting Notes (Continued)
Page 2 of 2`

MEETING NOTES

WORKSHOP 6

LAVC Master Plan
Prop J Project Priority Polling Results

Steinberg Architects

Projects	Cost	Priority			abstain	score high=3,med=2,low=1
		High	Med	Low		
Parking Structure (1,200 spaces)	\$26,781,010	14	3	2	0	50
Student Union	\$27,674,079	13	4	2	0	49
Performance Arts / Media Arts	\$48,902,121	13	5	0	1	49
New Administration / CWDC	\$32,700,723	10	7	2	0	46
Parking Lots (no photovoltaics)	\$10,443,979	9	9	1	0	46
Athletic Training Facility	\$8,768,726	9	7	2	1	43
Campus Center Renovation	\$3,866,235	7	9	2	1	41
PE / Athletic Fields - Phase 2	\$6,887,896	8	6	5	0	41
PE / Athletic Fields - Phase 1	\$6,745,758	8	6	4	1	40
Sustainable Landscape Park	\$11,633,552	4	12	3	0	39
Bungalow Demolition	\$1,061,173	9	4	4	2	39
Community Services Center	\$15,341,717	6	9	2	2	38
Planetarium Addition	\$6,946,995	7	4	7	1	36
Resource Recovery Center	(separate funding)	3	9	5	2	32
Panorama City Center	\$19,810,212	3	6	10	0	31
Burbank Center	\$17,511,033	1	3	15	0	24

August 25, 2009
Master Plan Workshop 6

MEETING NOTES

WORKSHOP 6

SIGN-IN SHEET
Master Plan
Los Angeles Valley College

PURPOSE: Workshop 5 - Master Plan Development
DATE: July 16, 2009

Steinberg Architects

	NAME	TITLE/DEPARTMENT	EMAIL	TEL
1	Elena Andrews	Steinberg Architects		
2	Mark Docboil			
3	Tom Jacobsmecke	LAVC		
4	Yejeem Pozin	LAVC		
5	Deborah di Cesate	LAVC	dicesate@lavc.edu	818 778 5522
6	Sue Carleo	LAVC	carleoas@lavc.edu	818-947-2321
7	Lynn Palasick	LAVC	palaselm@lavc.edu	818-947-2882
8	Jacquelyn Hams	Chair, Earth Sc. & Anthro	hamsje@lavc.edu	818-778-5566
9	Elizabeth Ortiz	Assoc. Dean, Student Svcs	ortizme@lavc.edu	818-947-2702
10	Tom Lopez	M&O	lopezt@lavc.edu	
11	DANA LUBOW	LAVC	lubowdn@lavc.edu	818 947 2766
12	Sandy May	LAVC	maypsl@lavc.edu	2617
13	Jane Waddell	LAVC - AFT	waddeljs@lavc.edu	X2566
14	Dedra STARK	LAVC	STARKDK@LAVC.EDU	X2508
15	Marla Connel	LAVC	connelmh@lavc.edu	X2904
16	Dor Gauthier	LAVC, Acad. Senate	gauthidj@lavc.edu	X 5514
17	Israel Ortiz	LAVC Technology Dept.	ortizei@lavc.edu	(818) 947-2397
18	Richard Kolobridge	Director, IDES/Work. Ast.	ideas@lavc.edu	X 2453
19	JENNIFER	AA	rltadd@LAVC	X2625
20	LARRY NAKAMURA	AS/AFT		
21	DAVID ABERNATHY	URS	David.Abernathy@urscorp.com	618 756 0959
22	JIM ROBERTS	URS		
23	Jennifer Fong	PR	fongjc@lavc.edu	X2433
24	ERICK LARSEN	RIE Prog Mgt	ELARSEN@PACIFICSERVICES.COM	310 386-0931
25				
26				
27				
28				
29				
30				
31				
32				
33				
34				
35				
36				
37				
38				
39				
40				
41				
42				

G06_Meeting_Reports\Signin

MEETING NOTES

WORKSHOP 7

Steinberg Architects

523 West 6th Street, Suite 245
Los Angeles, California 90014
www.steinbergarchitects.com

MEETING NOTES

MEETING SUBJECT
LAVC Master Plan

NOTES TAKEN BY
Steinberg Architects

DATE | TIME
09.10.09 | 1:30 PM – 3:30 PM

LOCATION
Cafeteria Conference Room
Los Angeles Valley College

ATTENDEES
Los Angeles Valley College: Deborah diCesare, Charmagne Shearrill, Carole Yee, Tom Jacobsmeyer, Israel Ortiz, Larry Nakamura, Diedra Stark, Joanne Waddell, Tom Lopez, Sandy Mayo, Bre Sulsw (sp?), David Falk, Lynn Polasek, Sue Carleo, Lynn Brower, Jennifer Fong
Pacifica: Erick Larsen
URS: David Abernathy
Steinberg Architects: Elena Andrews, Mark Docdocil
SWA Group: Gerdo Aquino, Alex Robinson

OBJECTIVE
Discuss Master Plan Development

ITEM ID NOTES

- 1 **Master Plan Goals / Measure J Projects**
 - The EMP Goals, previously identified campus Needs, Wants, and Issues, and Master Plan Goals were reviewed
 - Original Measure J Projects list was compared with Master Plan Projects list
 - It was noted that the terminology for the projects should be consistent
 - Community Workforce Development Center should have its own identity distinct from Administration
 - Business Technology Building was supposed to take in CSIT and the computer lab(s) that's located in Business Journalism
 - It was stressed that the Master Plan projects should co-relate to the Measure J projects and their original definition

- 2 **Master Plan Update**
 - The presentation of potential public art locations was questioned, as a public art committee is being formed and should be involved in that decision process
 - The master plan might simply state that public art should be placed on campus
 - Or if it does identify potential locations, even if simply placeholders, Monarch Square and Allied Health Plaza should be identified
 - The question of whether it's preferable to have public art internal to the campus, or external and visible from the street was raised, and the response was that an internally located piece would incite better interaction from people as opposed to ones visible primarily from a speeding car
 - The planetarium would like a buffer area between the building and the drop-off zone for noise, and make sure no large trees are planned around the building
 - The new drop off should be studied more closely to make sure that the issues that the existing new one at Fulton are not repeated
 - Restricted access devices (lever arm gates and retractable bollards) need to be revisited
 - The potential for using the old CDC trailers for temporary relocation should be explored
 - Pacifica expressed that Lot D is planned to be the kick off location for photovoltaic array in the parking lot

415.683.2000 San Francisco
408.295.5446 San Jose
213.629.0500 Los Angeles

MEETING NOTES

WORKSHOP 7

- 3 **Landscape Plan Update**
- Free Speech Area should not be identified in the master plan. The college will identify this location
 - The Student Union Plaza should be designed to be functional for events such as Club Day, etc.
 - Arroyo feature does not necessarily have to continue underground under Business Building.

- 5 **Next Steps**
Departmental Council Presentation –October 6, 2009

Yet to be scheduled: (coordinate with Maggie Lopez; Jennifer Fong can disseminate the information)

College Council Meeting

FMP Meeting

Town Hall Meeting

The master plan shall remain a draft until approved by the Board of Trustees

It is a goal to be able to present to the Board when they meet at LAVC on November 18

DISTRIBUTION

ALL ATTENDEES

OTHER:

Steinberg Architects will rely on these notes as the approved record of matters discussed and conclusions reached during this meeting unless the author receives written notice to the contrary within seven calendar days of the issue date of this meeting report.

Meeting Notes (Continued)
Page 2 of 2

MEETING NOTES

WORKSHOP 7



MEETING NOTES

Project Name Los Angeles Valley College Master Plan
Meeting Location LAVCC Cafeteria Conference Room
Subject General Review
Present

Notes

Review of Current Landscape Plan with College:

Green Curriculum / Maintenance Help for sustainable features possible. Investigate "green" curriculum and ways in which they could combine with sustainable park design. Also, recycled water systems jobs could be a powerful approach. (LYNN)

Public Art Locations: Should we specify places? Tabled.

Access Issue: Can we stop student access to interior by having flush paving surface, like USC? We can avoid red curbs and other items that clutter area.

Free Speech Area: Cafeteria is legal place. College will consider where it should go. Legal counsel required.

North Mall: Riparian feature, how does it work, flow, with existing drainage conditions (Tom Lopez).
Maintenance conditions of stepped grass -- How? Fit a large mower?

Water Treatment Area:

Where is it located? Interest in placing it in the plan. Would like to place it so that it maximizes habitat potential.

How close to student union -- convenience of utilities and utility to sustainable park? Perhaps there could be a water feature collection device at bottom of the system. Reservoir?

Can the system be extended just west of Allied Health?

Student Union Plaza:

Issue of noise conflict with 2nd story of Campus Center classrooms. Encourage some barriers?

Access to green roof is an interpretative opportunity.

Date
9-14-09
Job Number
SGGng01
Meeting
Date of Meeting
9/10/2009
NotesBy
Alex Robinson

Los Angeles
Sausalito
Laguna Beach
Houston
Dallas
San Francisco
Shanghai
811 West 7th Street
Suite 430
Los Angeles
CA 90017-3415
Tel 213.236.9090
Fax 213.236.9091
www.swagroup.com

WORKSHOP 7



MEETING NOTES (continued)

Sustainable Benchmarks:

What percentage lawn reduction?
Other benchmarks / calculations...

Athletics Plaza

Identify arch or other feature to highlight Home side of the stadium.

South Drop Off

Trees around observatory could be a problem. Maybe astronomy theme at drop off, like Griffith Park Observatory. Consider car noise here too.

Other Items (SWA)

Temporary Landscape west of North Mall -- More suggestions for program.

Performing Arts Building Landscape and Trees -- Status?

Before Photo for hand drawn perspective.

Walkways and the need for shade.

Best standards for the placement of shade trees --- where is comfort maximized?

Specify different plant communities.

Running Track: Appropriate radii for track. SA investigating.

Lot A Parking Lot Design: What is the primary strategy? Can we fit more trees into the design?

MEETING NOTES

PRIORITIZATION

URS

Facilities Master Plan Meeting 144					
Date	Start	End	Next Meeting	Prepared By	Company
11/12/09	1:30 PM	3:30 PM	12/03/09 @ 2:30 PM	Tanya Roton	URS Corp
Location	PCR		Next Location	President's Conference Room	
Purpose	FMP Meeting				
Attended By					
Israel Ortiz	Dr. Sue Carleo	Bill Yang			
Dana Lubow	Dr. Sandy Mayo	Peter Yee			
Tom Lopez	Diedra Stark	Kevin Ames			
Eric Swelstad	Marla O'Connell	Jim Rogers			
Ian Coyne	Larry Nakamura	Elena Andrews			
Katrina Herrera	Dr. Yasmin Delahoussaye	Mark Docdocil			
Yefrem Kozin	Tom Jacobsmeyer	Alex Robinson			
Carole Weston	Jennifer Fong	Tanya Roton			
Gary Honjio	Sheri Berger				
Joanne Waddell	David Falk				

Meeting Item Description	Resp	Status	Due Date	Closed
(18) Master Planning				
139-006	17Sept09: Once the Master Plan has been approved by the college, the User Groups need to get together to select the design Build Groups and Architects. There will be many tasks for all to be complete once the Master Plan has been approved. Jim has already begun interviewing architect firms for Design Build. Once the interviews are complete, he will compile a list of the qualified firms and present it.	All	New	No
139-007	17Sept09: Dr. Carleo – The Campus should hold a Town Hall meeting so the other groups can see what has progressed with the Master Plan. Concerns/opinions:			

MEETING NOTES

PRIORITIZATION

Don G. concerns – the area and the space of the buildings need to be taken into account, especially those that are not as occupied such as the Cafeteria and the Book Store. One needs to think, is it worth it to spend all this money? The end result could mean less money in the faculties pocket for their classrooms, programs, benefits, etc. And, what is the goal of the Educational Master Plan?

Tom Lopez concerns – the budget needs to be taken into account.

Yasmin D concerns – internet café's, community centers and student gathering places are a good idea.

Larry N concerns – the sizes of the offices for the faculty and counselors in the SSC seem to be a bit larger than the normal standard size office.

Yefrem Kozin concerns – Bungalow 78 is to be demolished in the near future. What are we going to do about the cables? There will be a need for a new data center.

Dr. Carleo – there will be about 12 points that will be address regarding the Master Plan. A Town Hall meeting seems to be appropriate. The prioritization of the Master Plan needs to be determined along with the budgets, Prop J and scheduling.

141-001

15Oct09:

Elena presented Education Master Plan.

- There is a copy on the website where one can print the presentation from there.
- Four goals discussed re: Facility Implications

Facilities Master Plan presented – Topics included:

- Lecture/Lab Utilization and Findings
- ASF
- A/AA Projects – completed and renovated
- Measure J Projects
- Master Planning Process
- Master Plan Goal
- Draft Master Plan in Horizons 1, 2
- Draft Finding
- Landscape

Per Dr. Carleo: there needs to be prioritization of the Master Plan. A presentation will be given to the Board of Trustees when they are on campus on November 18th. On Tuesday, October 20th, the FMP will come together at 1:30 in the CCR to discuss the Master Plan, Measure J and set sequencing for which projects are to begin. This is a one item Agenda. Tom J and Jim will be Co-Chairs. Elena will facilitate the meeting. The meeting will run as long as it needs to.

At the next FMP meeting on October 29th, the recommendations from the FMP will be presented. Elena will email today's presentation to everyone so they will have something to look at on Tuesday.

Elena presented two questions re: the Student Services building:

MEETING NOTES

PRIORITIZATION

- Can we bring back to the building what was Value Engineered out? ie, the canopies and the sun shades. FMP voted Yes. However, the design of the canopy is to be presented to the Design Group.

- Color pallet for the buildings. Accent colors and color schemes are to be determined by the FMP next time.

142-001

20Oct09:

The purpose of the meeting today is to prioritize the Measure J projects.

Dr. Carleo opened meeting with some ground rules. She also indicated there is a sign-in sheet being circulated and asked that people sign it. A copy is attached herewith.

Many students attended. Ian Coyne, VP of ASU, distributed a handout listing various amenities they would like to have at the new Student Union Building/Monarch Center. The students were very vocal about their desire and outlined the needs of having a Student Union on campus.

Elena indicated we are here to review and prioritize the projects. Tom J. indicated that only FMP members have voting rights. Jim read the list of names to the group.

Elena presented the spreadsheet which contains all the projects including cost estimate summary. The Committee then prioritized the projects, via polling, ranking each project as High, Medium, or Low.

After the prioritization exercise, Elena calculated, and then came up with a new list grouping projects in three different categories; high priority, medium priority, and low priority. Copy of the list is attached herewith.

Next step:

The Committee will present its recommendation to Dr. Carleo on 10/29/09.

143-007

29Oct09: Due to time constraint, Project Priority List to be discussed at next FMP (Nov. 12).

144-001

12Nov09: Elena presented the Project Priority List. Goal is to do the projects from the high priority and medium priority list.

Elena discussed the Master Plan.
Alex presented the landscape plan.
Elena presented the exterior color palette.

Elena indicated we do not have enough money to do all projects, but if we remove the Instructional Building, then it would be possible. Larry N. indicated that the group he represents feel that we should not remove or make the Instructional Building be less important than the Student Union. There was discussion between Larry N. and Ian Coyne as to which is more important. Jim asked that FMP make their decision soon so that we can move forward due to escalation.

MEETING NOTES

PRIORITIZATION

Israel asked that the cost of each project be presented on the spreadsheet.

Diedra asked that the list be presented which includes costs and line shown where money runs out.

Tom L. wants central plant upgrade project to be included on the list.

Sheri Berger indicated that the projects from A/AA that did not get done should be on the top of the priority list . Also, the priority list doesn't match the Ed Master Plan. Joanne stated no more ranking is needed. Would like to know what we need to do to get BUG group together to move forward.

Action:
Steinberg will link dollars to projects
Steinberg will then present the sequence
Then FMP will make decision.

144-002 12Nov09: Alex Robinson of SWA presented the landscape. Alex reviewed the site furnishings we have and made recommendations where appropriate. Alex made suggestions about what kinds of plants to plant at various areas of the campus. Tom J. is concern about the weed issue at Monarch Square. Jennifer indicated the lavender plants tend to attract a lot of bees.

Steinberg will work with arborist and landscape architect to put together the "Tree Master Plan."

Diedra wants the plants in the circle in front of campus replaced.

144-003 12Nov09: Color guidelines – Elena presented our current color palette. Goal is to have:
Base color
Primary accent
Secondary accent
Then Elena presented the palette board created by Steinberg with recommended colors for the three paints above. Palette and recommendation was well received. FMP approved the new color palette.

MEETING NOTES

PRIORITIZATION

Los Angeles Valley College Master Plan

PRIORITIES

Project	Building GSF	Project Cost / Building SF	Project Cost
HIGH PRIORITY			
Bungalow Demolition	77,858	\$19	\$1,479,302
Panorama City Center	150,000	\$221	\$33,150,000
Media Arts Building / Performance Arts Center	102,720	\$812	\$83,408,640
Campus Center Renovation (Business Tech)	18,417	\$294	\$5,414,598
Athletic Fields Phase 2			\$8,233,123
Business Renovation (Env Ctr / AHS / EMS)	22,590	\$360	\$8,132,400
Student Services Support (Monarch Center)	50,000	\$811	\$40,550,000
Planetarium Expansion	6,684	\$1,455	\$9,725,220
Instructional Building 1 - Liberal Arts Center	66,750	\$681	\$45,456,750
Athletic Training Facility & Baseball Field	18,000	\$682	\$20,445,672
Community Services Center	23,780	\$843	\$20,046,540
General Landscape / Hardscape Improvement			\$36,952,800
			\$312,995,045
MEDIUM PRIORITY			
Parking Structure (1200 spaces)	272,000	\$138	\$37,536,000
New Administration / CWDC	64,200	\$731	\$46,930,200
			\$84,466,200
LOW PRIORITY			
Building Modernization (Phase 2)	16,130	\$358	\$5,774,540
Instructional Building 2	44,500	\$742	\$33,019,000
Parking Structure 2	150,000	\$121	\$18,150,000
			\$56,943,540

*Bold indicates "linked" projects

Priority

High	Med	Low
11	0	1
10	1	0
10	2	0
10	2	1
9	2	1
9	2	1
8	4	1
8	4	1
8	3	1
8	3	1
8	3	1
8	2	1

abstain

Confirm program cost estimate bigger budget (Monarch Hall)

include tree removal

confirm program (classroom spaces included?)

7	4	1
5	6	0

further definition of program

1	1	9
0	0	12
0	0	12

1

MEETING NOTES

PRIORITIZATION

Oct 20, 2009 1:30pm
Emp. prioritization of Projects

print name then sign	Committee member	Guest
Susan Carter <u>AdCarter</u>	✓	
Isaiah Ortiz <u>ISAAH</u>	✓	
<u>TOM JACOBSMEYER</u>	✓	
<u>Andy Mays</u>	✓	
<u>Jim Rogers</u>		
<u>ANNETTE JENNINGS</u>		
<u>ROYALD REIS</u>		
<u>JUANITA ARDAVANY</u>		
<u>Janne Waddell / Waddell</u>	✓	
<u>Larry Hakamata / Hakamata</u>	✓	
<u>Karen Roy / Karen Roy</u>		✓
<u>GARY HUNTJO</u>		✓
<u>Dons GAUTHIER / Dons Gauthier</u>	✓	
<u>ALAN COWEN / Alan</u>		✓
<u>Mark Docdoc - Steinberg Architects</u>		
<u>Elena Andrews - Steinberg Architects</u>		
<u>BENJAMIN NYE - Benjamin Nye</u>		✓
<u>Nancy A. Pineda / Nancy A. Pineda</u>		✓
<u>Jessica Gallardo / Jessica Gallardo</u>		✓
<u>Ra200ba Kawamura</u>		✓
<u>Tanya Roton / Tanya Roton</u>		

Sign in sheet 2
Emp 10/20/09 @ 1:30pm Check one

PRINT NAME	COMMITTEE MEMBER	GUEST
<u>OSCAR LAGRESA</u>		✓
<u>Amigos Pacific</u>		✓
<u>Julio C. Lora</u>		✓
<u>Christopher Alfaro</u>		✓
<u>Elijah Gonzalez</u>		✓
<u>Jose Estrada</u>		✓
_____		✓
<u>ARTHUR MINASYAN</u>		✓
<u>Annie Reese (guest)</u>		✓
<u>CMS/KERRIL</u>		✓
<u>Dana Lubow</u>	✓	
<u>Lynn Polasek</u>		✓
<u>Tom Lopez</u>	✓	
<u>Dreda STAK</u>	✓	
<u>Marla Connell</u>	✓	

2010 Update to the 2003 Valley College Facilities Master Plan

Los Angeles Valley College

Los Angeles Community College District



April 2009