

Non-Credit Courses

Figure 4. 36 Non-Credit FTES, Fall Terms 2017-2021

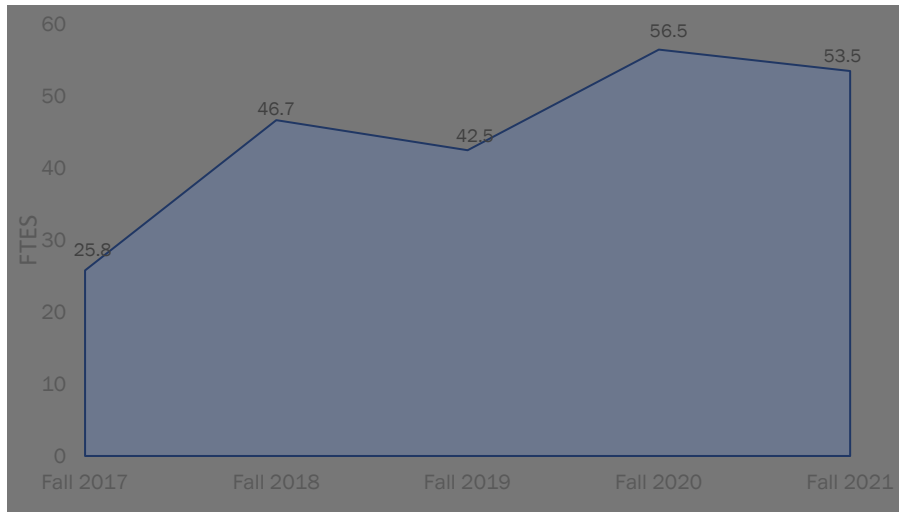


Table 4. 51 Non-Credit FTES by Discipline, Fall Terms 2017-2021

Non-Credit	Full-Time Equivalent Student (FTES)				
	Fall 2017	Fall 2018	Fall 2019	Fall 2020	Fall 2021
English As A Second Lan-Civics <i>Annual % Change</i>			1.2		
English Second Language - NC <i>Annual % Change</i>			14.1		
Supervised Learning Assistance <i>Annual % Change</i>		0.0		0.8	0.2 -73%
Basic Skills <i>Annual % Change</i>	0.0	5.7	0.2 -96%	1.5 650%	0.8 -49%
English Second Language - NC <i>Annual % Change</i>	12.2	17.3 42%	4.9 -72%	25.2 413%	28.2 12%
Basic Skills <i>Annual % Change</i>	0.8	12.9 1430%	4.1 -68%	14.1 245%	7.6 -46%
English As A Second Lan-Civics <i>Annual % Change</i>		0.0	1.2	1.0 -15%	
Vocational Education <i>Annual % Change</i>	8.8	8.1 -8%	7.8 -3%	10.0 28%	9.8 -3%
Older Adults <i>Annual % Change</i>	2.5	2.7 9%	3.3 23%	3.8 16%	6.9 81%
Supervised Learning Assistance <i>Annual % Change</i>	1.5	0.0 -100%	5.8		
Total <i>Annual % Change</i>	25.8	46.7 81%	42.5 -9%	56.5 33%	53.5 -5%

Source: PS LAC_SRC_SECTION_LISTING_INSTR query; LACCD Class Info and Grade Distribution file

Table 4. 52 Non-Credit FTEF by Discipline, Fall Terms 2017-2021

Non-Credit	Full-Time Equivalent Faculty (FTEF)				
	Fall 2017	Fall 2018	Fall 2019	Fall 2020	Fall 2021
English As A Second Lan-Civics <i>Annual % Change</i>			0.2		
English Second Language - NC <i>Annual % Change</i>			2.2		
Supervised Learning Assistance <i>Annual % Change</i>		0.0		0.0	0.0
Basic Skills <i>Annual % Change</i>	0.1	0.0	0.1	0.2	0.1
English Second Language - NC <i>Annual % Change</i>	1.8	2.4	0.8	2.4	2.1
Basic Skills <i>Annual % Change</i>	0.0	1.4	1.3	1.3	0.6
English As A Second Lan-Civics <i>Annual % Change</i>		0.2	0.2	0.3	
Vocational Education <i>Annual % Change</i>	0.8	0.6	1.5	0.9	0.9
Older Adults <i>Annual % Change</i>	0.0	0.0	0.0	0.0	0.0
Supervised Learning Assistance <i>Annual % Change</i>	0.0	0.0	0.0		
Total <i>Annual % Change</i>	2.8	4.7	6.3	5.0	3.7

Source: PS LAC_SRC_SECTION_LISTING_INSTR query; LACCD Class Info and Grade Distribution file

Figure 4. 37 Non-Credit FTES and FTES per FTEF, Fall Terms 2017 to 2021

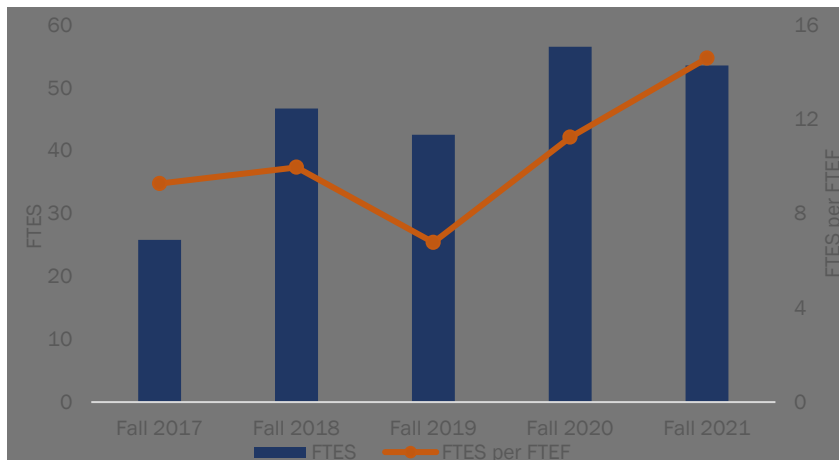


Table 4. 53 Non-Credit FTES per FTEF by Discipline, Fall Terms 2017-2021

Non-Credit	Full-Time Equivalent Student per Full-Time Equivalent Faculty				
	Fall 2017	Fall 2018	Fall 2019	Fall 2020	Fall 2021
English As A Second Lan-Civics <i>Annual % Change</i>			4.9		
English Second Language - NC <i>Annual % Change</i>			6.5		
Supervised Learning Assistance <i>Annual % Change</i>					
Basic Skills <i>Annual % Change</i>	0.0	141.3	3.3	8.0	12.7
English Second Language - NC <i>Annual % Change</i>	6.9	7.2	5.9	10.6	13.6
Basic Skills <i>Annual % Change</i>	21.1	9.2	3.2	11.0	11.9
English As A Second Lan-Civics <i>Annual % Change</i>		0.0	4.9	4.0	
Vocational Education <i>Annual % Change</i>	10.5	13.5	5.4	10.8	11.0
Older Adults <i>Annual % Change</i>					
Supervised Learning Assistance <i>Annual % Change</i>					
Total <i>Annual % Change</i>	9.3	10.0	6.8	11.2	14.6
		<i>7%</i>	<i>-32%</i>	<i>66%</i>	<i>30%</i>

Source: PS LAC_SRC_SECTION_LISTING_INSTR query; LACCD Class Info and Grade Distribution file

Figure 4. 38 Non-Credit WSCH by Discipline, Fall Terms 2017-2021

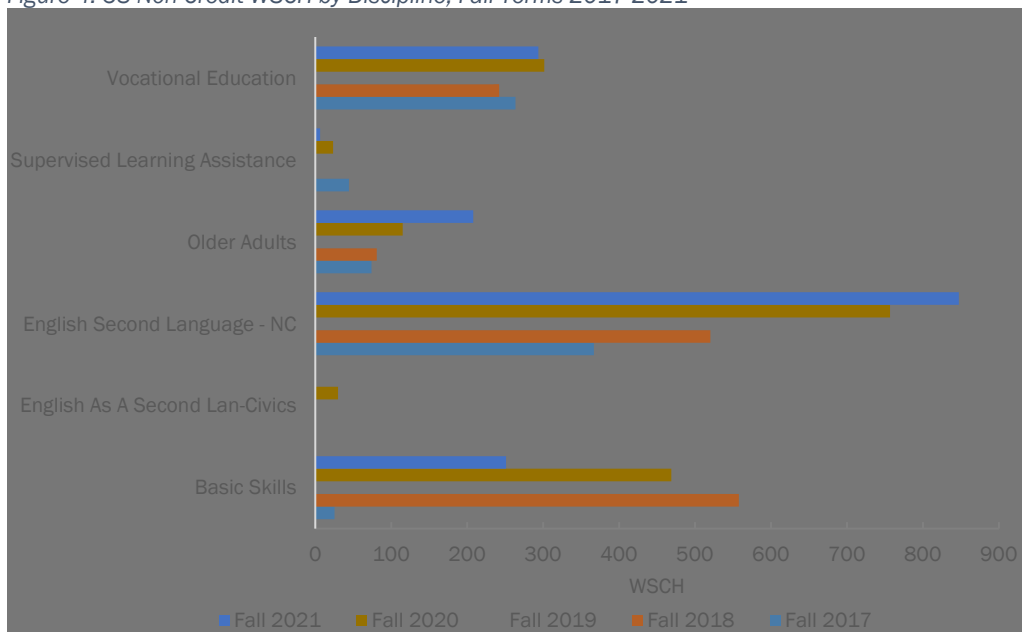


Table 4. 54 Non-Credit WSCH by Discipline, Fall Terms 2017-2021

Non-Credit	Weekly Student Contact Hours (WSCH)				
	Fall 2017	Fall 2018	Fall 2019	Fall 2020	Fall 2021
English As A Second Lan-Civics <i>Annual % Change</i>			35.1		
English Second Language - NC <i>Annual % Change</i>			422.7		
Supervised Learning Assistance <i>Annual % Change</i>		0.0		23.5	6.3 -73%
Basic Skills <i>Annual % Change</i>	0.0	169.5	6.0 -96%	45.0 650%	22.8 -49%
English Second Language - NC <i>Annual % Change</i>	366.8	520.2 42%	147.6 -72%	756.7 413%	847.2 12%
Basic Skills <i>Annual % Change</i>	25.4	388.2 1430%	122.7 -68%	423.8 245%	228.3 -46%
English As A Second Lan-Civics <i>Annual % Change</i>		0.0	35.4	30.0 -15%	
Vocational Education <i>Annual % Change</i>	263.6	242.1 -8%	234.6 -3%	301.4 28%	293.7 -3%
Older Adults <i>Annual % Change</i>	74.1	81.0 9%	99.3 23%	115.0 16%	207.9 81%
Supervised Learning Assistance <i>Annual % Change</i>	44.3	0.0 -100%	172.5		
Total <i>Annual % Change</i>	774.1	1,401.0 81%	1,275.9 -9%	1,695.4 33%	1,606.2 -5%

Source: PS LAC_SRC_SECTION_LISTING_INSTR query; LACCD Class Info and Grade Distribution file

Figure 4. 39 Non-Credit WSCH and WSCH per FTEF, Fall Terms 2017-2021

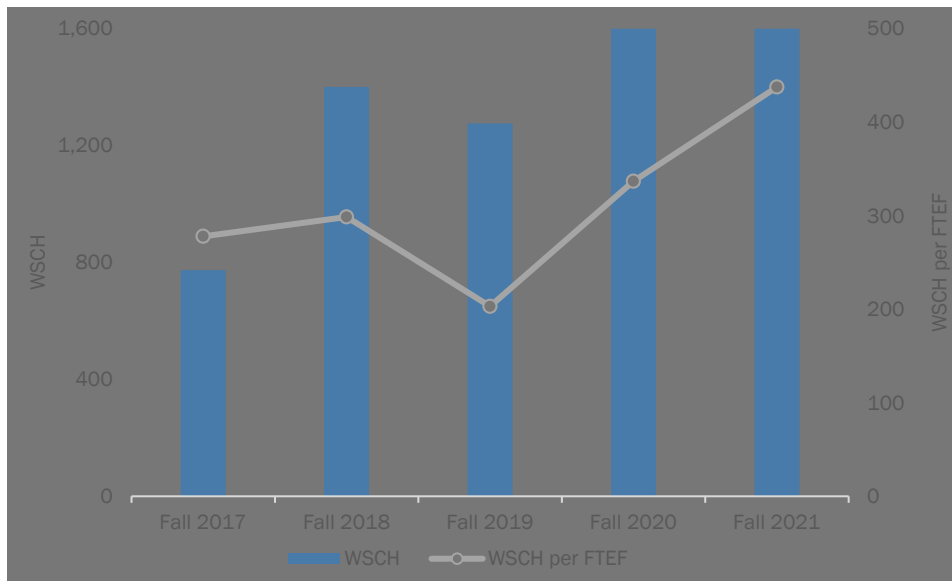


Table 4. 55 Non-Credit WSCH per FTEF by Discipline, Fall Terms 2017-2021

Non-Credit	WSCH per FTEF				
	Fall 2017	Fall 2018	Fall 2019	Fall 2020	Fall 2021
English As A Second Lan-Civics <i>Annual % Change</i>			146.3		
English Second Language - NC <i>Annual % Change</i>			195.7		
Supervised Learning Assistance <i>Annual % Change</i>					
Basic Skills <i>Annual % Change</i>	0.0	4,237.5	100.0	240.0	380.0
			-98%	140%	58%
English Second Language - NC <i>Annual % Change</i>	208.4	216.8	175.7	318.6	407.3
		4%	-19%	81%	28%
Basic Skills <i>Annual % Change</i>	634.3	275.3	95.9	329.4	356.7
		-57%	-65%	244%	8%
English As A Second Lan-Civics <i>Annual % Change</i>		0.0	147.5	120.0	
				-19%	
Vocational Education <i>Annual % Change</i>	313.9	403.5	160.7	323.2	330.0
		29%	-60%	101%	2%
Older Adults <i>Annual % Change</i>					
Supervised Learning Assistance <i>Annual % Change</i>					
Total <i>Annual % Change</i>	278.1	298.7	203.2	336.9	437.7
		7%	-32%	66%	30%

Source: PS LAC_SRC_SECTION_LISTING_INSTR query; LACCD Class Info and Grade Distribution file