

Kinesiology, Health and Wellness Division

Figure 4. 20 Kinesiology, Health and Wellness Division FTES, Fall Terms 2017-2021

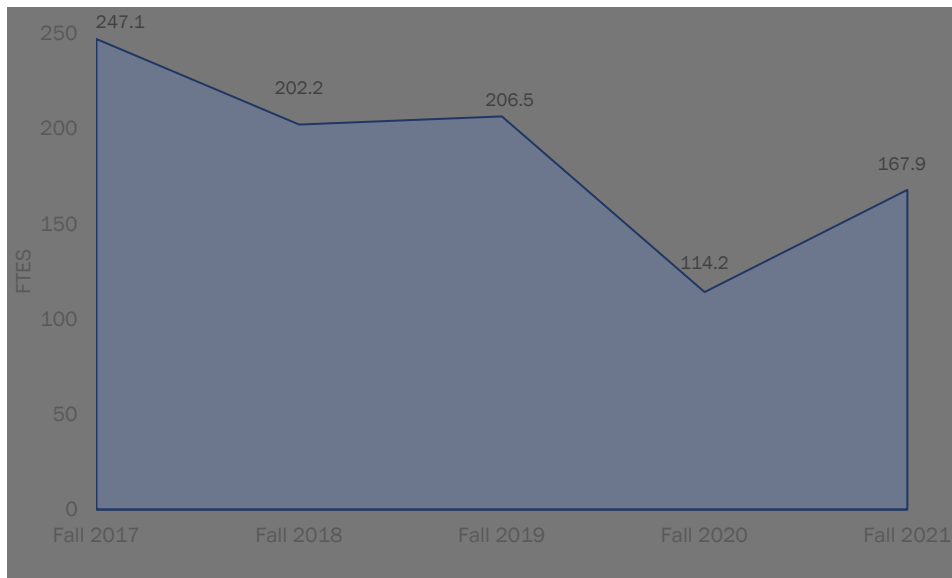


Table 4. 31 Kinesiology, Health and Wellness Division FTES by Discipline, Fall Terms 2017-2021

Kinesiology, Health and Wellness	Full-Time Equivalent Student (FTES)				
	Fall 2017	Fall 2018	Fall 2019	Fall 2020	Fall 2021
Dance Studies		3.7	3.7	3.6	2.8
<i>Annual % Change</i>			0%	-3%	-23%
Dance Techniques	1.0	2.4	2.0		0.9
<i>Annual % Change</i>		142%	-17%		
Health	89.0	68.1	64.0	43.5	39.6
<i>Annual % Change</i>		-23%	-6%	-32%	-9%
Kinesiology	48.5	38.0	33.8	23.8	24.6
<i>Annual % Change</i>		-22%	-11%	-29%	3%
Kinesiology Athletics	96.0	76.6	93.3	35.4	87.7
<i>Annual % Change</i>		-20%	22%	-62%	148%
Kinesiology Major	12.6	13.4	9.7	7.9	12.3
<i>Annual % Change</i>		6%	-27%	-19%	55%
Division Total	247.1	202.2	206.5	114.2	167.9
<i>Annual % Change</i>		-18%	2%	-45%	47%

Source: PS LAC_SRC_SECTION_LISTING_INSTR query; LACCD Class Info and Grade Distribution file

Table 4. 32 Kinesiology, Health and Wellness FTEF by Discipline, Fall Terms 2017-2021

Kinesiology, Health and Wellness	Full-Time Equivalent Faculty (FTEF)				
	Fall 2017	Fall 2018	Fall 2019	Fall 2020	Fall 2021
Dance Studies <i>Annual % Change</i>		0.2	0.2	0.2	0.2
			0%	0%	0%
Dance Techniques <i>Annual % Change</i>	0.1	0.1	0.1		0.1
		0%	0%		
Health <i>Annual % Change</i>	4.1	3.2	2.7	2.5	2.5
		-23%	-15%	-7%	-1%
Kinesiology <i>Annual % Change</i>	3.3	2.7	2.0	1.6	1.9
		-19%	-25%	-19%	17%
Kinesiology Athletics <i>Annual % Change</i>	0.7	1.0	0.7	1.8	4.4
		52%	-34%	175%	142%
Kinesiology Major <i>Annual % Change</i>	0.6	0.6	0.6	0.2	0.6
		0%	0%	-67%	200%
Division Total <i>Annual % Change</i>	8.8	7.8	6.3	6.4	9.8
		-11%	-19%	1%	53%

Source: PS LAC_SRC_SECTION_LISTING_INSTR query; LACCD Class Info and Grade Distribution file

Figure 4. 21 Kinesiology, Health and Wellness Division FTES and FTES per FTEF, Fall Terms 2017 to 2021

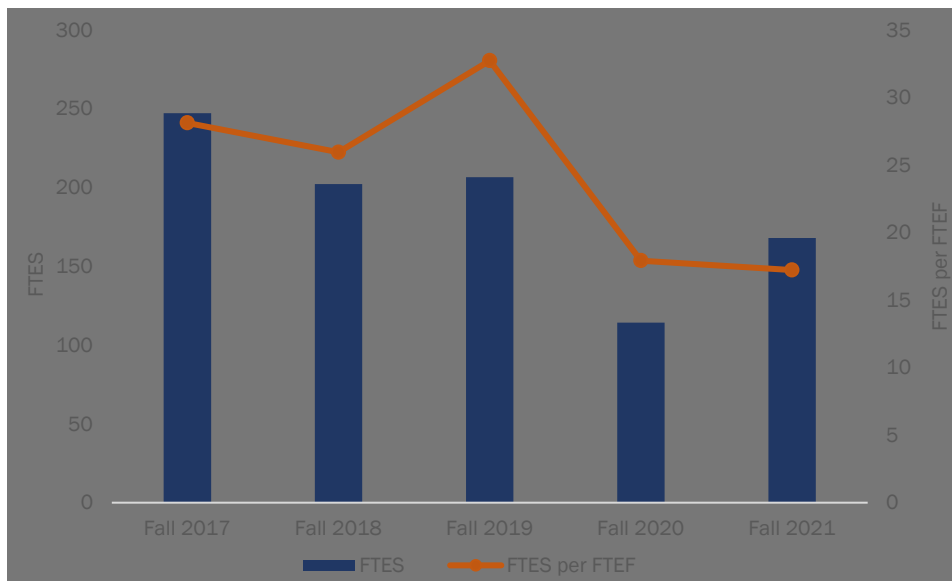


Table 4. 33 Kinesiology, Health and Wellness Division FTES per FTEF by Discipline, Fall Terms 2017-2021

Kinesiology, Health and Wellness	Full-Time Equivalent Student per Full-Time Equivalent Faculty				
	Fall 2017	Fall 2018	Fall 2019	Fall 2020	Fall 2021
Dance Studies <i>Annual % Change</i>		18.7	18.7	18.2	13.9
			0%	-3%	-23%
Dance Techniques <i>Annual % Change</i>	8.8	21.3	17.6		7.2
		142%	-17%		

Kinesiology, Health and Wellness	Full-Time Equivalent Student per Full-Time Equivalent Faculty				
	Fall 2017	Fall 2018	Fall 2019	Fall 2020	Fall 2021
Health	21.5	21.3	23.4	17.2	15.8
<i>Annual % Change</i>		-1%	10%	-27%	-8%
Kinesiology	14.8	14.3	16.9	14.8	13.0
<i>Annual % Change</i>		-4%	18%	-12%	-12%
Kinesiology Athletics	144.0	75.3	139.9	19.3	19.8
<i>Annual % Change</i>		-48%	86%	-86%	3%
Kinesiology Major	21.0	22.3	16.2	39.6	20.5
<i>Annual % Change</i>		6%	-27%	144%	-48%
Division Total	28.1	25.9	32.7	17.9	17.2
<i>Annual % Change</i>		-8%	26%	-45%	-4%

Source: PS LAC_SRC_SECTION_LISTING_INSTR query; LACCD Class Info and Grade Distribution file

Figure 4. 22 Kinesiology, Health and Wellness Division WSCH by Discipline, Fall Terms 2017-2021

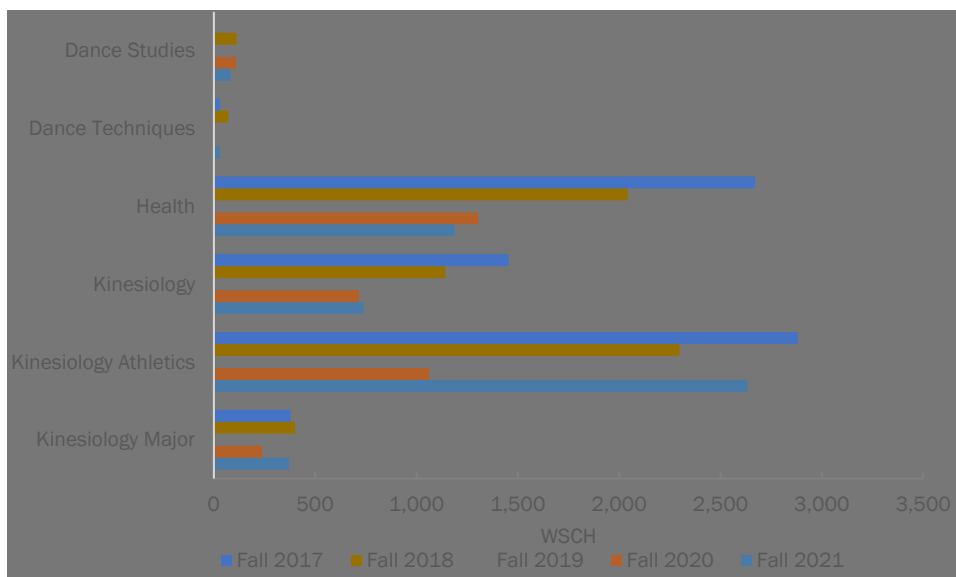


Table 4. 34 Kinesiology, Health and Wellness Division WSCH by Discipline, Fall Terms 2017-2021

Kinesiology, Health and Wellness	Weekly Student Contact Hours (WSCH)				
	Fall 2017	Fall 2018	Fall 2019	Fall 2020	Fall 2021
Dance Studies		112.2	112.2	109.0	83.4
<i>Annual % Change</i>			0%	-3%	-23%
Dance Techniques	29.4	71.1	58.8		28.2
<i>Annual % Change</i>		142%	-17%		
Health	2,669.7	2,042.4	1,918.8	1,304.1	1,187.4
<i>Annual % Change</i>		-23%	-6%	-32%	-9%
Kinesiology	1,453.7	1,140.9	1,013.4	714.8	737.4
<i>Annual % Change</i>		-22%	-11%	-29%	3%
Kinesiology Athletics	2,880.7	2,297.4	2,799.0	1,061.2	2,630.7
<i>Annual % Change</i>		-20%	22%	-62%	148%

Kinesiology, Health and Wellness	Weekly Student Contact Hours (WSCH)				
	Fall 2017	Fall 2018	Fall 2019	Fall 2020	Fall 2021
Kinesiology Major	378.3	400.5	291.9	237.6	369.0
<i>Annual % Change</i>		6%	-27%	-19%	55%
Division Total	7,411.8	6,064.5	6,194.1	3,426.6	5,036.1
<i>Annual % Change</i>		-18%	2%	-45%	47%

Source: PS LAC_SRC_SECTION_LISTING_INSTR query; LACCD Class Info and Grade Distribution file

Figure 4. 23 Kinesiology, Health and Wellness Division WSCH and WSCH per FTEF, Fall Terms 2017-2021

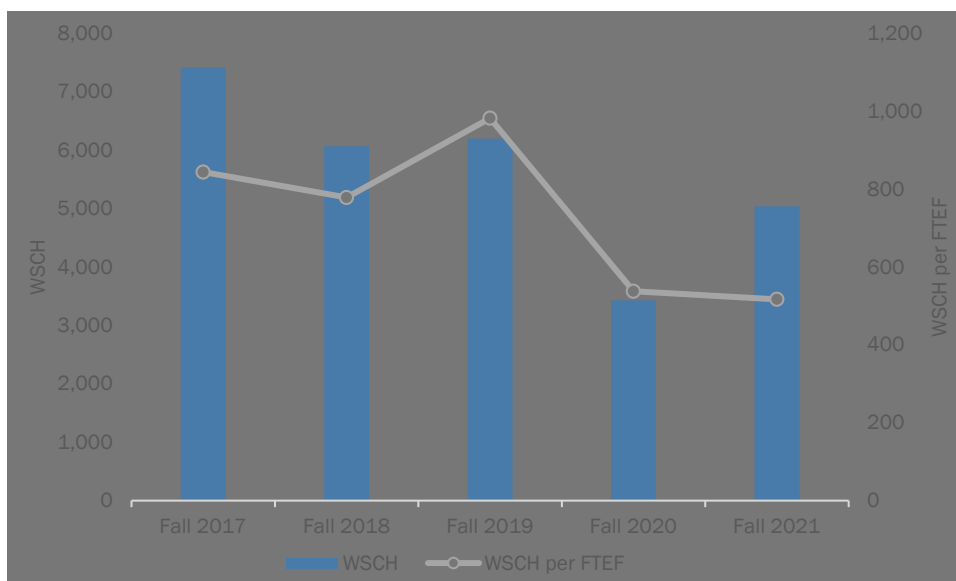


Table 4. 35 Kinesiology, Health and Wellness Division WSCH per FTEF by Discipline, Fall Terms 2017-2021

Kinesiology, Health and Wellness	WSCH per FTEF				
	Fall 2017	Fall 2018	Fall 2019	Fall 2020	Fall 2021
Dance Studies		561.0	561.0	545.0	417.0
<i>Annual % Change</i>			0%	-3%	-23%
Dance Techniques	264.8	640.0	529.3		216.9
<i>Annual % Change</i>		142%	-17%		
Health	646.0	638.3	702.1	514.8	475.0
<i>Annual % Change</i>		-1%	10%	-27%	-8%
Kinesiology	443.4	427.8	506.7	443.6	390.2
<i>Annual % Change</i>		-4%	18%	-12%	-12%
Kinesiology Athletics	4,320.8	2,259.7	4,198.3	578.8	593.8
<i>Annual % Change</i>		-48%	86%	-86%	3%
Kinesiology Major	630.5	667.5	486.5	1,188.0	615.0
<i>Annual % Change</i>		6%	-27%	144%	-48%
Division Total	843.3	778.1	981.5	537.3	516.5
<i>Annual % Change</i>		-8%	26%	-45%	-4%

Source: PS LAC_SRC_SECTION_LISTING_INSTR query; LACCD Class Info and Grade Distribution file