

Health Sciences/Nursing Division

Figure 4. 12 Health Sciences/Nursing Division FTES, Fall Terms 2017-2021

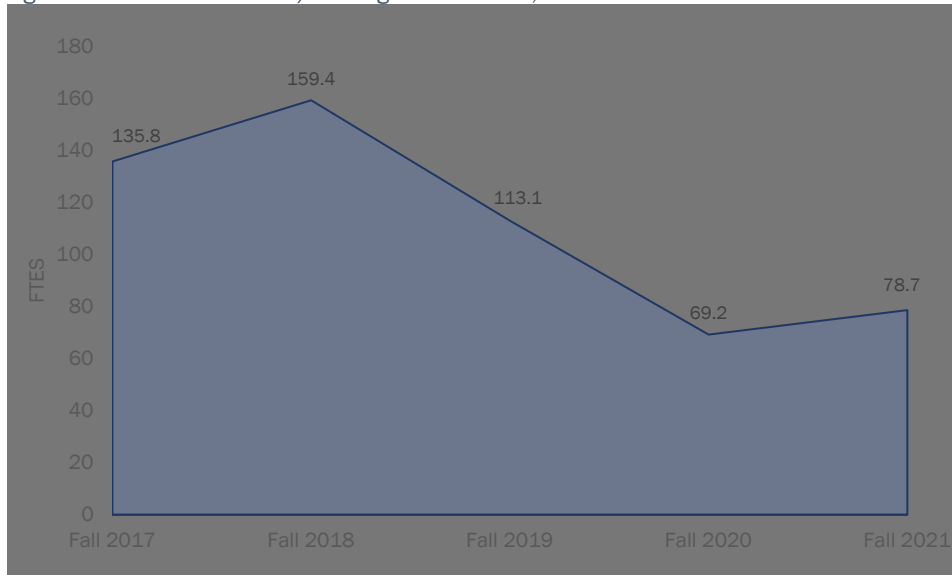


Table 4. 21 Health Sciences/Nursing Division FTES by Discipline, Fall Terms 2017-2021

| Health Sciences/Nursing | Full-Time Equivalent Student (FTES) | | | | |
|--|-------------------------------------|----------------------------|-----------------------------|----------------------------|---------------------------|
| | Fall 2017 | Fall 2018 | Fall 2019 | Fall 2020 | Fall 2021 |
| Emergency Department Assistant <i>Annual % Change</i> | 11.3 | | 6.9 | | 5.6 |
| Health Occupations <i>Annual % Change</i> | 3.4 | | | | |
| Nursing <i>Annual % Change</i> | 124.5 | 155.9 25% | 106.1 -32% | 69.2 -35% | 73.1 6% |
| Division Total <i>Annual % Change</i> | 135.8 | 159.4 17% | 113.1 -29% | 69.2 -39% | 78.7 14% |

Source: PS LAC_SRC_SECTION_LISTING_INSTR query; LACCD Class Info and Grade Distribution file

Table 4. 22 Health Sciences/Nursing Division FTEF by Discipline, Fall Terms 2017-2021

| Health Sciences/Nursing | Full-Time Equivalent Faculty (FTEF) | | | | |
|--|-------------------------------------|--------------------------|---------------------------|----------------------------|---------------------------|
| | Fall 2017 | Fall 2018 | Fall 2019 | Fall 2020 | Fall 2021 |
| Emergency Department Assistant <i>Annual % Change</i> | 0.5 | | 0.6 | | 0.6 |
| Health Occupations <i>Annual % Change</i> | 0.1 | | | | |
| Nursing <i>Annual % Change</i> | 15.1 | 15.7 4% | 14.1 -10% | 11.9 -15% | 12.6 6% |
| Division Total <i>Annual % Change</i> | 15.6 | 15.8 1% | 14.7 -7% | 11.9 -19% | 13.2 10% |

Source: PS LAC_SRC_SECTION_LISTING_INSTR query; LACCD Class Info and Grade Distribution file

Figure 4. 13 Health Sciences/Nursing Division FTES and FTES per FTEF, Fall Terms 2017 to 2021

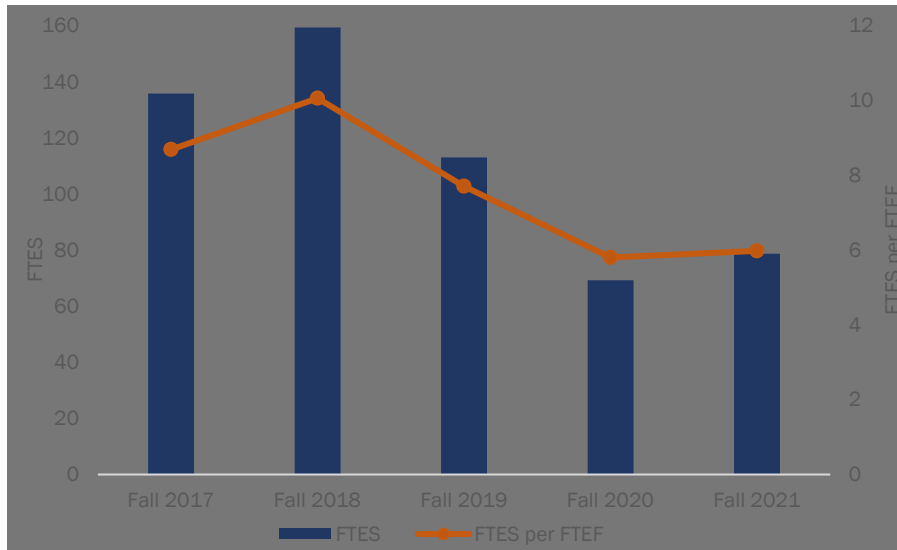


Table 4. 23 Health Sciences/Nursing Division FTES per FTEF, Fall Terms 2017 to 2021

| Full-Time Equivalent Student per Full-Time Equivalent Faculty | | | | | |
|---|------------|---------------------------|---------------------------|---------------------------|-------------------------|
| Health Sciences/Nursing | Fall 2017 | Fall 2018 | Fall 2019 | Fall 2020 | Fall 2021 |
| Emergency Department Assistant <i>Annual % Change</i> | 22.7 | | 12.5 | | 10.1 |
| Health Occupations <i>Annual % Change</i> | 24.7 | | | | |
| Nursing <i>Annual % Change</i> | 8.2 | 9.9 21% | 7.5 -24% | 5.8 -23% | 5.8 0% |
| Division Total <i>Annual % Change</i> | 8.7 | 10.1 16% | 7.7 -23% | 5.8 -25% | 6.0 3% |

Source: PS LAC_SRC_SECTION_LISTING_INSTR query; LACCD Class Info and Grade Distribution file

Figure 4. 14 Health Sciences/Nursing Division WSCH by Discipline, Fall Terms 2017-2021

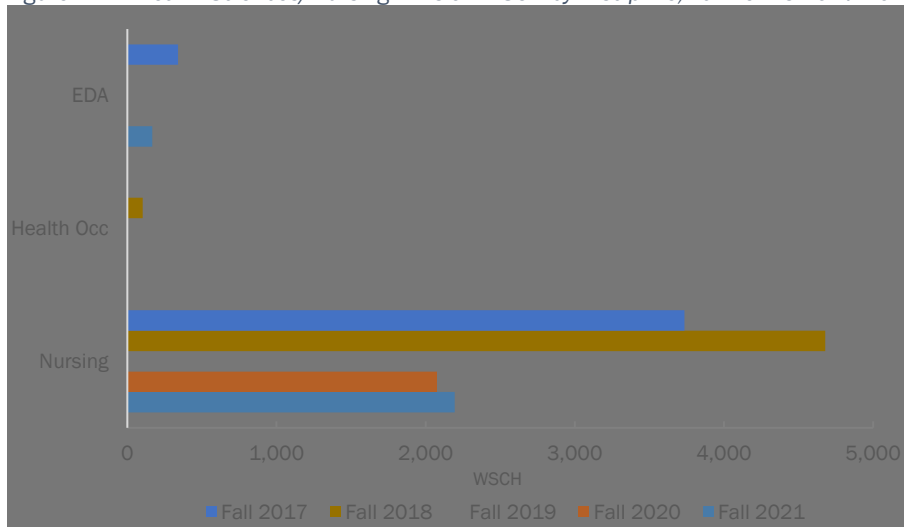


Table 4. 24 Health Sciences/Nursing Division WSCH by Discipline, Fall Terms 2017-2021

| Weekly Student Contact Hours (WSCH) | | | | | |
|--|----------------|-----------------------|------------------------|------------------------|-----------------------|
| Health Sciences/Nursing | Fall 2017 | Fall 2018 | Fall 2019 | Fall 2020 | Fall 2021 |
| Emergency Department Assistant <i>Annual % Change</i> | 339.8 | | 207.6 | | 166.8 |
| Health Occupations <i>Annual % Change</i> | 102.9 | | | | |
| Nursing <i>Annual % Change</i> | 3,734.5 | 4,678.2 25% | 3,184.2 -32% | 2,077.2 -35% | 2,194.2 6% |
| Division Total <i>Annual % Change</i> | 4,074.3 | 4,781.1 17% | 3,391.8 -29% | 2,077.2 -39% | 2,361.0 14% |

Source: PS LAC_SRC_SECTION_LISTING_INSTR query; LACCD Class Info and Grade Distribution file

Figure 4. 15 Health Sciences/Nursing Division WSCH and WSCH per FTEF, Fall Terms 2017-2021

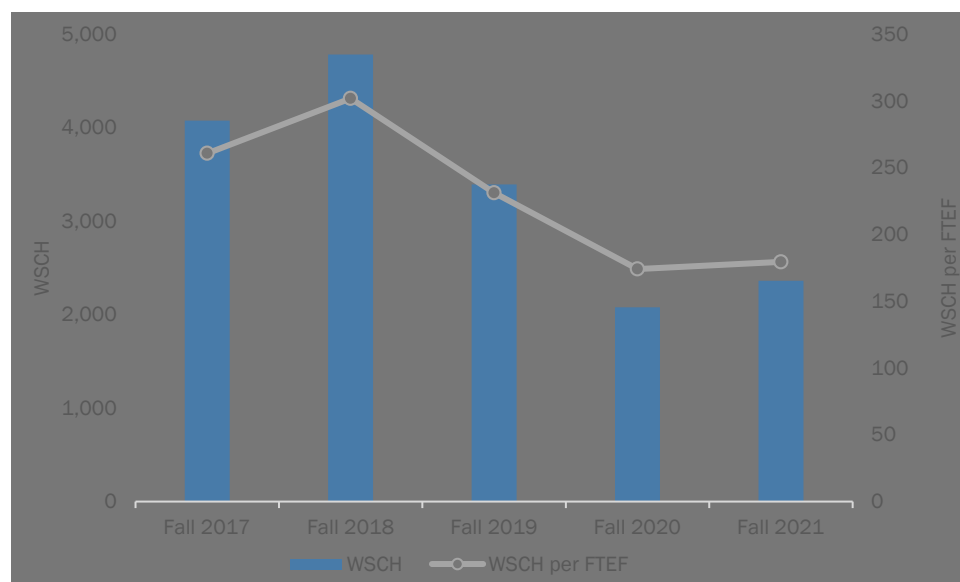


Table 4. 25 Health Sciences/Nursing Division WSCH per FTEF by Discipline, Fall Terms 2017-2021

| WSCH per FTEF | | | | | |
|--|--------------|---------------------|----------------------|----------------------|--------------------|
| Health Sciences/Nursing | Fall 2017 | Fall 2018 | Fall 2019 | Fall 2020 | Fall 2021 |
| Emergency Department Assistant <i>Annual % Change</i> | 679.6 | | 373.7 | | 303.3 |
| Health Occupations <i>Annual % Change</i> | 740.8 | | | | |
| Nursing <i>Annual % Change</i> | 246.9 | 297.9 21% | 225.5 -24% | 174.1 -23% | 174.0 0% |
| Division Total <i>Annual % Change</i> | 260.7 | 301.8 16% | 231.1 -23% | 174.1 -25% | 179.4 3% |

Source: PS LAC_SRC_SECTION_LISTING_INSTR query; LACCD Class Info and Grade Distribution file