

**Efficiency by Division and Discipline**  
**Academic Affairs Division**

Figure 4. 1 Academic Affairs Division FTES, Fall Terms 2017-2021

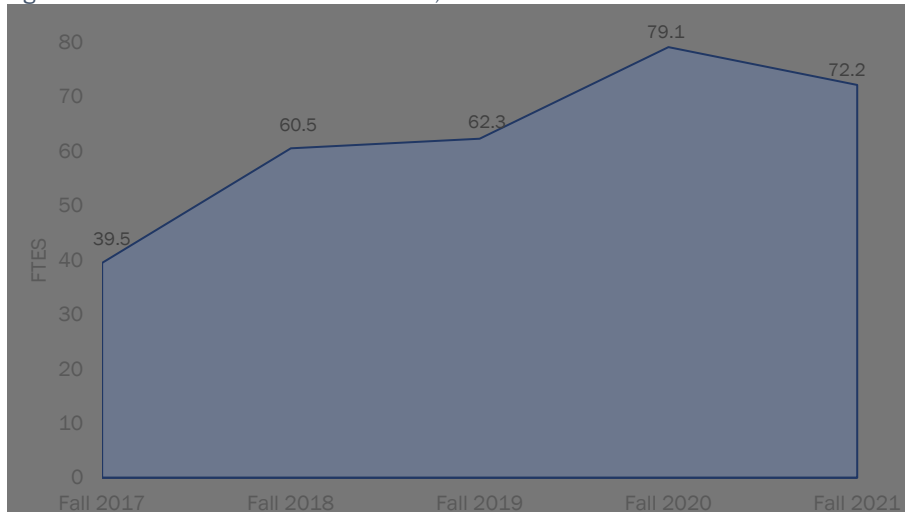


Table 4. 6 Academic Affairs Division FTES by Discipline, Fall Terms 2017-2021

Academic Affairs Office	Full-Time Equivalent Student (FTES)				
	Fall 2017	Fall 2018	Fall 2019	Fall 2020	Fall 2021
Art				2.8	
<i>Annual % Change</i>					
Business	5.2				
<i>Annual % Change</i>					
Chemistry					5.4
<i>Annual % Change</i>					
Child Development	4.7	1.8	3.9	7.8	6.1
<i>Annual % Change</i>		-61%	112%	103%	-22%
Communication Studies			7.9	6.8	
<i>Annual % Change</i>				-14%	
Counseling		1.9	5.7	5.3	2.4
<i>Annual % Change</i>			191%	-7%	-54%
Economics				3.0	
<i>Annual % Change</i>					
English		0.7	2.5	1.2	8.6
<i>Annual % Change</i>			236%	-50%	589%
Health	4.8	6.4	9.9	10.8	1.4
<i>Annual % Change</i>		33%	55%	9%	-87%
History		4.1			
<i>Annual % Change</i>					
Kinesiology			4.8		
<i>Annual % Change</i>					
Learning Foundation		11.1			
<i>Annual % Change</i>					
Learning Skills		2.4			
<i>Annual % Change</i>					

Academic Affairs Office	Full-Time Equivalent Student (FTES)				
	Fall 2017	Fall 2018	Fall 2019	Fall 2020	Fall 2021
Library Science	2.6	1.0	1.0	4.4	3.4
<i>Annual % Change</i>		-62%	1%	336%	-22%
Mathematics					4.6
<i>Annual % Change</i>					
Music			2.9	8.1	9.2
<i>Annual % Change</i>				177%	13%
Philosophy	4.8			2.0	0.8
<i>Annual % Change</i>					-61%
Political Science		8.6	4.6	4.5	4.1
<i>Annual % Change</i>			-47%	-2%	-9%
Psychology	6.0	15.6	11.0	5.8	9.8
<i>Annual % Change</i>		160%	-29%	-48%	70%
Sociology		3.4	2.8	3.6	1.9
<i>Annual % Change</i>			-19%	31%	-47%
Spanish		3.5	2.9	11.7	8.9
<i>Annual % Change</i>			-16%	297%	-24%
Theater	11.3		2.4	1.2	5.6
<i>Annual % Change</i>				-50%	372%
<b>Division Total</b>	<b>39.5</b>	<b>60.5</b>	<b>62.3</b>	<b>79.1</b>	<b>72.2</b>
<i>Annual % Change</i>		<b>53%</b>	<b>3%</b>	<b>27%</b>	<b>-9%</b>

Source: PS LAC\_SRC\_SECTION\_LISTING\_INSTR query; LACCD Class Info and Grade Distribution file

Table 4. 7 Academic Affairs Division FTEF by Discipline, Fall Terms 2017-2021

Academic Affairs Office	Full-Time Equivalent Faculty (FTEF)				
	Fall 2017	Fall 2018	Fall 2019	Fall 2020	Fall 2021
Art				0.3	
<i>Annual % Change</i>					
Business	0.2				
<i>Annual % Change</i>					
Chemistry					0.4
<i>Annual % Change</i>					
Child Development	0.2	0.2	0.2	0.4	0.6
<i>Annual % Change</i>		0%	0%	100%	50%
Communication Studies			0.4	0.4	
<i>Annual % Change</i>				0%	
Counseling		0.1	0.3	0.3	0.1
<i>Annual % Change</i>			100%	0%	-48%
Economics				0.2	
<i>Annual % Change</i>					
English		0.3	0.3	0.3	0.8
<i>Annual % Change</i>			0%	0%	200%
Health	0.2	0.6	0.6	0.6	0.2
<i>Annual % Change</i>		200%	0%	0%	-67%
History		0.2			
<i>Annual % Change</i>					

Academic Affairs Office	Full-Time Equivalent Faculty (FTEF)				
	Fall 2017	Fall 2018	Fall 2019	Fall 2020	Fall 2021
Kinesiology			0.1		
<i>Annual % Change</i>					
Learning Foundation		0.5			
<i>Annual % Change</i>					
Learning Skills		0.1			
<i>Annual % Change</i>					
Library Science	0.2	0.1	0.1	0.2	0.0
<i>Annual % Change</i>		-67%	0%	200%	-100%
Mathematics					0.4
<i>Annual % Change</i>					
Music			0.2	0.4	0.4
<i>Annual % Change</i>				100%	0%
Philosophy	0.2			0.2	0.2
<i>Annual % Change</i>					0%
Political Science		0.4	0.2	0.4	0.6
<i>Annual % Change</i>			-50%	100%	50%
Psychology	0.2	0.8	0.6	0.4	0.6
<i>Annual % Change</i>		300%	-25%	-33%	50%
Sociology		0.2	0.2	0.2	0.2
<i>Annual % Change</i>			0%	0%	0%
Spanish		0.2	0.2	0.9	0.6
<i>Annual % Change</i>			0%	367%	-36%
Theater	0.2		0.2	0.2	0.4
<i>Annual % Change</i>				0%	100%
<b>Division Total</b>	<b>1.4</b>	<b>3.6</b>	<b>3.5</b>	<b>5.3</b>	<b>5.5</b>
<i>Annual % Change</i>		<b>156%</b>	<b>-2%</b>	<b>52%</b>	<b>3%</b>

Source: PS LAC\_SRC\_SECTION\_LISTING\_INSTR query; LACCD Class Info and Grade Distribution file

Figure 4. 2 Academic Affairs Division FTES and FTES per FTEF, Fall Terms 2017 to 2021

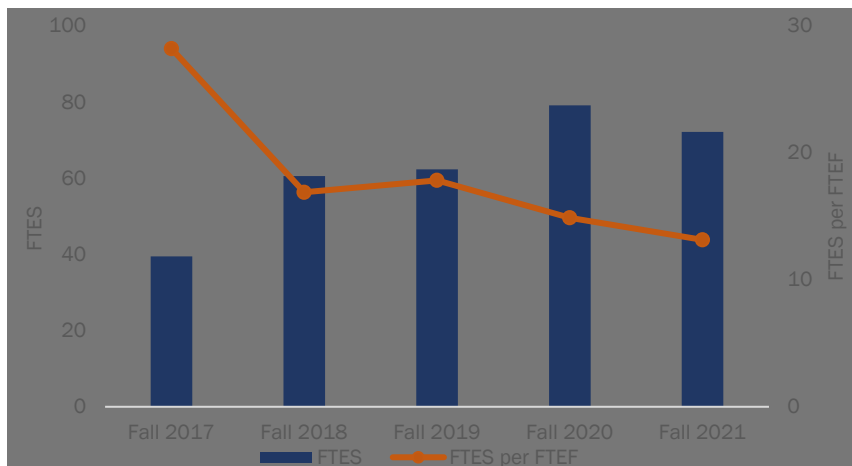


Table 4. 8 Academic Affairs Division FTES per FTEF by Discipline, Fall Terms 2017-2021

Academic Affairs Office	Full-Time Equivalent Student per Full-Time Equivalent Faculty				
	Fall 2017	Fall 2018	Fall 2019	Fall 2020	Fall 2021
Art <i>Annual % Change</i>				10.4	
Business <i>Annual % Change</i>	26.2				
Chemistry <i>Annual % Change</i>					13.5
Child Development <i>Annual % Change</i>	23.5	9.1	19.3	19.6	10.1
Communication Studies <i>Annual % Change</i>			19.8	17.1	
Counseling <i>Annual % Change</i>		14.5	21.2	19.8	17.4
Economics <i>Annual % Change</i>				15.0	
English <i>Annual % Change</i>		3.0	10.0	5.0	11.4
Health <i>Annual % Change</i>	24.0	10.7	16.5	18.1	7.0
History <i>Annual % Change</i>		20.3			
Kinesiology <i>Annual % Change</i>			43.6		
Learning Foundation <i>Annual % Change</i>		23.8			
Learning Skills <i>Annual % Change</i>		35.2			
Library Science <i>Annual % Change</i>	13.0	15.0	15.1	22.0	
Mathematics <i>Annual % Change</i>					11.5
Music <i>Annual % Change</i>			14.7	20.4	23.0
Philosophy <i>Annual % Change</i>	24.0			10.2	4.0
Political Science <i>Annual % Change</i>		21.5	23.0	11.2	6.8
Psychology <i>Annual % Change</i>	29.9	19.5	18.4	14.4	16.4
Sociology <i>Annual % Change</i>		17.1	13.9	18.2	9.6
Spanish <i>Annual % Change</i>		17.6	14.7	12.5	14.8
Theater <i>Annual % Change</i>	56.6		11.8	5.9	13.9
<b>Division Total</b> <i>Annual % Change</i>	<b>28.2</b>	<b>16.9</b>	<b>17.8</b>	<b>14.9</b>	<b>13.1</b>
		<b>-40%</b>	<b>6%</b>	<b>-17%</b>	<b>-12%</b>

Source: PS LAC\_SRC\_SECTION\_LISTING\_INSTR query; LACCD Class Info and Grade Distribution file

Table 4. 9 Academic Affairs Division WSCH by Discipline, Fall Terms 2017-2021

Weekly Student Contact Hours (WSCH)					
Academic Affairs Office	Fall 2017	Fall 2018	Fall 2019	Fall 2020	Fall 2021
Art <i>Annual % Change</i>				83.0	
Business <i>Annual % Change</i>	157.1				
Chemistry <i>Annual % Change</i>					162.0
Child Development <i>Annual % Change</i>	141.1	54.6	115.5	234.8	182.1
		-61%	112%	103%	-22%
Communication Studies <i>Annual % Change</i>			237.6	205.0	
				-14%	
Counseling <i>Annual % Change</i>		58.2	169.5	158.4	73.2
			191%	-7%	-54%
Economics <i>Annual % Change</i>				89.8	
English <i>Annual % Change</i>		22.2	74.7	37.3	257.4
			236%	-50%	589%
Health <i>Annual % Change</i>	144.3	192.3	297.3	325.5	42.0
		33%	55%	9%	-87%
History <i>Annual % Change</i>		121.8			
Kinesiology <i>Annual % Change</i>			145.2		
Learning Foundation <i>Annual % Change</i>		333.6			
Learning Skills <i>Annual % Change</i>		70.5			
Library Science <i>Annual % Change</i>	78.2	30.0	30.3	132.0	103.2
		-62%	1%	336%	-22%
Mathematics <i>Annual % Change</i>					138.0
Music <i>Annual % Change</i>			88.2	244.4	276.0
				177%	13%
Philosophy <i>Annual % Change</i>	144.3			61.1	23.7
					-61%
Political Science <i>Annual % Change</i>		258.0	137.7	134.8	123.0
			-47%	-2%	-9%
Psychology <i>Annual % Change</i>	179.5	466.8	330.6	173.1	294.3
		160%	-29%	-48%	70%
Sociology <i>Annual % Change</i>		102.6	83.4	109.0	57.6
			-19%	31%	-47%
Spanish <i>Annual % Change</i>		105.3	88.2	349.8	265.5
			-16%	297%	-24%
Theater <i>Annual % Change</i>	339.8		70.5	35.3	166.5
				-50%	372%
<b>Division Total</b> <i>Annual % Change</i>	<b>1,184.2</b>	<b>1,815.9</b>	<b>1,868.7</b>	<b>2,373.2</b>	<b>2,164.5</b>
		<b>53%</b>	<b>3%</b>	<b>27%</b>	<b>-9%</b>

Source: PS LAC\_SRC\_SECTION\_LISTING\_INSTR query; LACCD Class Info and Grade Distribution file

Figure 4. 3 Academic Affairs Division WSCH and WSCH per FTEF, Fall Terms 2017-2021

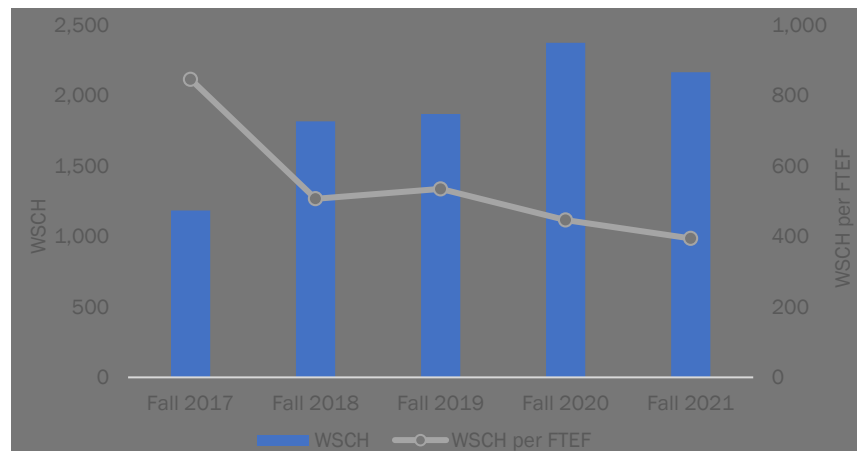


Table 4. 10 Academic Affairs Division WSCH per FTEF by Discipline, Fall Terms 2017-2021

Academic Affairs Office	WSCH per FTEF				
	Fall 2017	Fall 2018	Fall 2019	Fall 2020	Fall 2021
Art				311.2	
Annual % Change					
Business	785.4				
Annual % Change					
Chemistry					405.0
Annual % Change					
Child Development	705.3	273.0	577.5	586.9	303.5
Annual % Change		-61%	112%	2%	-48%
Communication Studies			594.0	512.4	
Annual % Change					
Counseling		436.3	635.5	593.9	522.9
Annual % Change					
Economics				448.8	
Annual % Change					
English		88.8	298.8	149.4	343.2
Annual % Change					
Health	721.3	320.5	495.5	542.5	210.0
Annual % Change		-56%	55%	9%	-61%
History		609.0			
Annual % Change					
Kinesiology			1,306.9		
Annual % Change					
Learning Foundation		714.7			
Annual % Change					
Learning Skills		1,057.0			
Annual % Change					
Library Science	390.9	449.8	454.3	659.7	
Annual % Change		15%	1%	45%	

Academic Affairs Office	WSCH per FTEF				
	Fall 2017	Fall 2018	Fall 2019	Fall 2020	Fall 2021
Mathematics <i>Annual % Change</i>					345.0
Music <i>Annual % Change</i>			441.0	611.0	690.0
				39%	13%
Philosophy <i>Annual % Change</i>	721.3			305.5	118.5
					-61%
Political Science <i>Annual % Change</i>		645.0	688.5	337.1	205.0
			7%	-51%	-39%
Psychology <i>Annual % Change</i>	897.6	583.5	551.0	432.8	490.5
		-35%	-6%	-21%	13%
Sociology <i>Annual % Change</i>		513.0	417.0	545.0	288.0
			-19%	31%	-47%
Spanish <i>Annual % Change</i>		526.5	441.0	374.8	442.5
			-16%	-15%	18%
Theater <i>Annual % Change</i>	1,699.0		352.5	176.3	416.3
				-50%	136%
<b>Division Total</b> <i>Annual % Change</i>	<b>845.8</b>	<b>506.7</b>	<b>534.8</b>	<b>446.4</b>	<b>394.3</b>
		<b>-40%</b>	<b>6%</b>	<b>-17%</b>	<b>-12%</b>

Source: PS LAC\_SRC\_SECTION\_LISTING\_INSTR query; LACCD Class Info and Grade Distribution file