



HOW TO APPLY TO  
LOS ANGELES HARBOR COLLEGE WITH THE  
NONCREDIT APPLICATION

OFFICE OF ADULT & COMMUNITY EDUCATION

SSA 235 | (310) 233 - 4450




# LAHC APPLICATION PROCESS




## PART 1

Create a  
CCCAPPLY  
Account.



## PART 2

Complete the  
LAHC Noncredit  
Application.



*Receive your student  
ID number through  
email and Enroll in a  
class.*



## IMPORTANT INFORMATION ABOUT THE NONCREDIT APPLICATION

- The application has **2 parts**. You must complete both parts in order to receive a student ID number.
- Once the application is completely submitted it can take **2-5 days** to receive your student ID number.
- You will need an email and permanent address.
- If you are a returning student who has not attended class for **more than a year**, you must reapply to the college.

# PART I

CREATE A CCCAPPLY  
ACCOUNT

VISIT THE LAHC WEBSITE

Go to [www.lahc.edu](http://www.lahc.edu)

Scroll down and click **Apply** button

The screenshot shows the LAHC website header with the logo and navigation links: Registration Student Portal Login, Search Classes, and Quick Links. Below the header is a secondary navigation bar with links for MySIS, About Us, Admissions, Bookstore, Library, and Online Classes/Canvas. A search bar is located on the right. The main content area features six circular icons: Apply, Free college, Programs & Majors, Financial Aid, Schedule Of Classes, and Online Student Services. Below these are two promotional banners: one for the LAHC Transfer Center and another for the Los Angeles College Promise. At the bottom, there are buttons for Campus Directory and GradGuru App. A footer section contains various links such as Accreditation, Library, and Apply. A red arrow points to the 'Apply' button in the footer. The footer also includes contact information and a map of California.

Click on the image to be redirected

# LACCD WEBSITE

Scroll down to the  
**[Click here for  
non-credit application](#)**

Click on the noncredit  
application button. You will be  
directed to the CCCApply  
website



Welcome to the Los Angeles Harbor  
College Online Application

Thank you for your interest in Los Angeles Harbor College (LAHC). Here at the Admissions office of Harbor College we are dedicated to making your beginning of the academic journey a successful one. The first step in starting your voyage is to complete a college application. One application will allow you to take courses at any of the campuses in the Los Angeles

WINTER 2018	JANUARY 2 2018	FEBRUARY 4 2018	Coming Soon!!
SPRING 2018	FEBRUARY 5 2018	JUNE 4 2018	Coming Soon!!


**CLICK HERE FOR DOMESTIC APPLICATION**

Click the Noncredit Application **button** to enroll in noncredit zero unit courses only

**CLICK HERE FOR NON-CREDIT APPLICATION**

**INTERNATIONAL STUDENT COLLEGE APPLICATION**

Click on the image to be redirected



# PART I CREATE A CCC APPLY ACCOUNT

For the first part of the application process, you will be asked to sign in or create an account for CCCAPPLY.

*If you have never applied to any community colleges, follow the directions to create an account.*

**[\[Follow the directions on the next slide\]](#)**

*If you had previously attended a community college, you may already have an account. If you do not remember your password or username, you can reset it. Click on **Sign In** if you have an account.*

***[If you have an account, skip to slide 17]***



Cambiar A Español


## Noncredit Application to College

Before applying to college you must first have an OpenCCC account.

The OpenCCC single sign-in account allows you to access the online services of the California Community Colleges.

OpenCCC is a service of the California Community Colleges Chancellor's Office. The information in your account is kept private and secure.

[Create an Account](#) or [Sign In](#)



Click this to  
**[create an  
account](#)**

Click this  
to **[sign in](#)**

A SERV  
Calif

llor's Office

HELP

TERMS OF USE

PRIVACY POLICY

ACCESSIBILITY

COPYRIGHT 2012-2020 BY CALIFORNIA COMMUNITY COLLEGES CHANCELLOR'S OFFICE

## DIRECTIONS IF YOU CLICKED ON CREATE AN ACCOUNT

To create an account you will need a valid email address.

If you have an email, click on **Begin Creating My Account**

If you do not have an email, please create one before continuing.

## Create Your OpenCCC Account

OpenCCC allows you to access California Community Colleges secure web applications.

### You Must Have an Email Address

The California Community Colleges and OpenCCC will use email to send you important information. You will need to provide an email address when you create your account.

Free email accounts are available from many sources:

- [Google Gmail](#)
- [Yahoo Email](#)
- [Microsoft Outlook](#)
- [Other Providers](#)

Note: While all of the providers listed above have millions of users and are widely trusted to be reliable and secure, OpenCCC and the CCC Chancellor's Office do not endorse any particular email providers, and will have no liability should any issues arise with any particular email provider.

All information is kept secure as explained in the Privacy Policy. By creating an OpenCCC account, you are agreeing to the terms and conditions of the [Privacy Policy](#).

[Begin Creating My Account](#)

or

[Return to Sign In](#)

A SERVICE OF THE

California Community Colleges Chancellor's Office

**This is the first page of creating an account.**

You will have to complete this part of the application in one sitting. If you do not, it will be cancelled, and you will need to begin again.



Cambiar A Español

# Create Account

## Personal Information - Page 1 of 3

### Legal Name

Enter your legal name as it appears on official documents such as your government issued ID.

First Name



Check this box if you do not have a first name

Middle Name



Check this box if you do not have a middle name

Last Name



Suffix

None ▾

Yes  No

Do you have a previous name (such as a maiden name)?

Yes  No

Do you have a preferred name that is different than your legal and/or previous name?

For your name, enter it as it appears on your Driver license or Identification Card.

If you do not have a middle name, be sure to check the box.

## Date of Birth

This information is used for protection of minors in online transaction environments, as well as to differentiate between persons having the same name. It is also used to comply with state and federal law pertaining to residency, guardianship, and admission of minors to college. This information will not be used in making admissions decisions except as permitted by law.

Date of Birth

Month  Day  Year

Confirm Date of Birth

Month  Day  Year



Enter and confirm your date of birth

## Social Security Number

The Social Security Number (SSN) or Taxpayer Identification Number (TIN/iTIN) is used by the college as a means of matching student records, facilitating federal financial aid, and reporting tax-related information to the Internal Revenue System (IRS). However, it is not required for admission.

[Why am I being asked for my social security number?](#)

Do you have a social security number or taxpayer identification number?

- Yes, I have a social security number or taxpayer identification number.
- No, I do not have a social security number or taxpayer identification number, or I decline to provide one at this time.



Include your Social Security Number or Taxpayer Identification Number.

### **i** Just Remember...

Providing a social security number or taxpayer identification number is not required for non-U.S. resident students (whether documented or undocumented), students taking noncredit courses, students whose qualified tuition and related expenses are waived or paid by an institutional third party including an employer or government agency. (26 CFR 1.6011-1.) A SSN or TIN/iTIN is not required when IRS reporting is not required.

Check this box if you do not remember your, do not have, are enrolling in only noncredit classes or prefer not to provide a social security number/ Taxpayer Identification Number

Check this box if you are a student enrolled exclusively in noncredit courses, an undocumented student, an international student, a nonresident alien, or an alien who does not have a social security number or taxpayer identification number.

Click **Continue** to move onto the next page

**Continue** or [Cancel](#)

**This is the second page of creating a CCC Apply Account**

Cambiar A Español

# Create Account

## Contact Information - Page 2 of 3

### Email

An email address is required for important messages, including information about college admission and registration. Please enter an email address that you check regularly.

Email Address

Repeat Email Address



**Include your email address**

### Telephone

Text messaging may be used by OpenCCC and individual colleges in situations such as account recovery, class cancelations, and emergency notifications. If you would like to receive text messages on your phone(s), please check the appropriate box(es).

Main Telephone Number

Extension

up to four digits

I authorize text messages to the telephone number above, and accept responsibility for any charges that result.

Extension

up to four digits

I authorize text messages to the telephone number above, and accept responsibility for any charges that result.

Second Telephone Number



**Add a phone number**

## Permanent Address

My permanent address is outside the United States.

I have no permanent address because I am currently homeless.

International, F1, M1, or J1 visa students MUST provide a permanent address.

Street Address

Include apartment number or suite

City

State

ZIP Code



Add your address

Continue

or [Cancel](#)



Click **Continue** to move onto the next page

# Create Account

This is the third page of creating an account. You will need this information for the second part of the application.

Security and Credentials - Page 3 of 3

## Username and Password

To enable you to sign in later, you must choose a unique username for your account.

Username

Minimum 6 characters (letters, numbers, special characters)

Password

7 to 20 characters (letters and at least one number)

Repeat Password

Create a username and password.

Be sure to write them down for future reference. This information will be needed again.

- Be sure to record your username and password for later use.
- Please do not share your account with others, even family members.

## Security Questions

If you forget your username or password, or if you want to change your password or PIN, you will be asked one or more of your personal security question. Please select three security questions you would like to be asked, and enter your answers to those questions.

First Security Question

-- Please Choose a Question --

Answer to the First Security Question

Second Security Question

-- Please Choose a Question --

Answer to the Second Security Question

Third Security Question

-- Please Choose a Question --

Answer to the Third Security Question

Complete the security questions. If you forget your password, you will be asked to provide the answers in order to reset it.

*Please be sure to write them down and keep them somewhere you will remember.*

When finished, press the blue box to move onto the next page.



July 21, 2020

Dear M [REDACTED]

Congratulations on successfully creating your OpenCCC Account.

**Your CCCID is:** [REDACTED]

Your CCCID allows you to access the online services of the California Community Colleges using a private, secure, single sign-on account.

The CCCID is your global California Community Colleges ID and helps track your enrollment and academic records across all California Community Colleges that you may attend throughout your academic career.

You may be assigned a local Student ID by the college you are attending.

To confirm your college student ID, please contact

### **Self-Service Account Recovery**

User self-service account recovery is available at [O](#)

### **Need Help?**

California Community Colleges Help Desk  
Toll Free: 1-877-247-4836

Once you have created your CCCApply account, an email like this will be sent.

**The CCCID IS NOT YOUR STUDENT ID NUMBER.**

Please continue to the second part of the application process.

YOU HAVE NOW CREATED YOUR CCC APPLY  
ACCOUNT.

THE NEXT STEP WILL BE TO COMPLETE THE  
LAHC APPLICATION

YOU WILL RECEIVE A CONFIRMATION EMAIL,  
THE NUMBER IN THAT EMAIL IS NOT YOUR  
STUDENT ID. YOU MUST COMPLETE THE 2<sup>ND</sup>  
PART OF THE APPLICATION TO RECEIVE A  
STUDENT ID NUMBER.

## DIRECTIONS IF YOU CLICK ON SIGN IN

If you have an account, you have already completed part 1 of the application process. Please continue to part 2 which can be found on slide 17.

If you forgot your username or password, click on **forgot?**

**To begin part 2 continue to the next slide.**



To continue to a California Community College secure web application, please sign in or create a new account.

A screenshot of the OpenCCC login page. The 'Sign In' and 'Forgot?' buttons are highlighted with red arrows. The 'Forgot?' button is on the left, and the 'Sign In' button is on the right. Below the 'Sign In' button is a 'Create a New Account' link. The page also features a 'Cambiar A Español' button in the top right corner.

Sign In    **Forgot?**    Cambiar A Español

Username    - Enter OpenCCC Username -

Password    - Enter OpenCCC Password -

**Sign In**

Create a New Account

A Service Of The

California Community Colleges Chancellor's Office

[Help](#)

[Terms of Use](#)

[Privacy Policy](#)

[Accessibility](#)

# PART 2

COMPLETE THE LAHC  
NONCREDIT APPLICATION

TO BEGIN THE 2<sup>ND</sup>  
PART OF THE  
APPLICATION RETURN  
TO LAHC'S WEBSITE

Go to

[www.lahc.edu](http://www.lahc.edu)

Scroll down and click  
**Apply** button

*Do not follow the confirmation email's link. Instead use the school's webpage to begin the 2<sup>nd</sup> part of applying to the college.*

The screenshot shows the LAHC website header with the logo and navigation links: MySIS, About Us, Admissions, Bookstore, Library, Online Classes/Canvas, Search Classes, For Students, Faculty/Staff, and Community. Below the header is a row of service icons: Apply, Free college, Programs & Majors, Financial Aid, Schedule Of Classes, and Online Student Services. The main content area features a 'TRANSFER CO' banner and a 'LOS ANGELES COLLEGE PROMISE' banner. At the bottom, there is a grid of service buttons including 'Apply', 'Campus Calendar', 'Visit Campus', 'Make a Gift', 'Contact LAHC', and 'Employment'. A red arrow points to the 'Apply' button.

Click on the image to be redirected

# LACCD WEBSITE

Scroll down to the  
**[Click here for  
non-credit application](#)**

Click on the noncredit  
application button. You will be  
directed to the CCCApply  
website



Welcome to the Los Angeles Harbor  
College Online Application

Thank you for your interest in Los Angeles Harbor College (LAHC). Here at the Admissions office of Harbor College we are dedicated to making your beginning of the academic journey a successful one. The first step in starting your voyage is to complete a college application. One application will allow you to take courses at any of the campuses in the Los Angeles

WINTER 2018	JANUARY 2 2018	FEBRUARY 4 2018	Coming Soon!!
SPRING 2018	FEBRUARY 5 2018	JUNE 4 2018	Coming Soon!!

**CLICK HERE FOR DOMESTIC APPLICATION**

Click the Noncredit Application **button** to enroll in noncredit zero unit courses only

**CLICK HERE FOR NON-CREDIT APPLICATION**

**INTERNATIONAL STUDENT COLLEGE APPLICATION**

Click on the image to be redirected



# LOG IN TO YOUR CCCAPPLY ACCOUNT

Click the **Sign In** button to enter your account. The username and password was created during part I.



[Cambiar A Español](#)

## Application to College

Before applying to college you must first have an OpenCCC account.

The OpenCCC single sign-in account allows you to access the online services of the California Community Colleges.

OpenCCC is a service of the California Community Colleges Chancellor's Office. The information in your account is kept private and secure.

[Create an Account](#) or

[Sign In](#)

A SERVICE OF THE

California Community Colleges Chancellor's Office

[HELP](#)

[TERMS OF USE](#)

[PRIVACY POLICY](#)

[ACCESSIBILITY](#)

COPYRIGHT 2012-2020 BY CALIFORNIA COMMUNITY COLLEGES CHANCELLOR'S OFFICE

## Part 2 of the Application Process.

This is the beginning of the school Application. Please follow the directions to apply to the college. You may complete the application in multiple sittings.

Enrollment 

Account

Education

Demographic Information

Supplemental Questions

Submission

# Noncredit College Application

Los Angeles Harbor College

## Welcome

### Enrollment Information

Term Applying For 

-- Select --

Educational Goal 

-- Select --

Intended Major or Program of Study 

-- Select --


Save

Continue

On the left-hand side, you can see the parts of the application that need to be completed. The yellow circle indicates that the section is in progress. Once a section is completed, a green circle will appear. In order to submit, all circles must be green.

# Noncredit College Application

Los Angeles Harbor College

- Enrollment 
- Account
- Education
- Demographic Information
- Supplemental Questions
- Submission

## Welcome

Choose the semester you are interested in enrolling

### Enrollment Information

Term Applying For 

✓ -- Select --  
Winter/Spring 2020 (January 06, 2020 to February 09, 2020)  
Summer/Fall 2020 (June 15, 2020 to August 30, 2020)  
Fall 2020 (August 30, 2020 to December 13, 2020)  
Spring 2020 (February 10, 2020 to June 08, 2020)



Intended Major or Program of Study 

-- Select --

Save

Continue



Enrollment 

Account

Education

Demographic Information

Supplemental Questions

Submission

## Welcome

### Enrollment Information

Term Applying For 

-- Select --

Educational Goal 

✓ -- Select --

- Obtain an associate degree and transfer to a 4-year institution
- Transfer to a 4-year institution without an associate degree
- Obtain a 2-year associate degree without transfer
- Earn a career technical certificate without transfer
- Discover/formulate career interests, plans, goals
- Prepare for a new career (acquire job skills)
- Advance in current job/career (update job skills)
- Maintain certificate or license
- Educational development
- Improve basic skills
- Complete credits for high school diploma or GED
- Move from noncredit coursework to credit coursework
- 4 year college student taking courses to meet 4 year college requirements
- Undecided on goal



Choose the option that best fits your goals. For example, you may choose improve basic skills.

The option you choose, does not limit the noncredit classes you may take.

Enrollment 

Account

Education

Demographic Information


Supplemental Questions

Submission

## Welcome

### Enrollment Information

Term Applying For 

Summer/Fall 2020 (June 15, 2020 to August 30, 2020) 

Educational Goal 

Educational development 

Intended Major or Program of Study 

✓ -- Select --

Bookkeeping - Noncredit Certificate

College Readiness: Math Skills - Noncredit Certificate

Culinary Basics Training - Noncredit Certificate

ESL Civics - Noncredit Certificate

ESL I - Beginning Certificate of Competency - Noncredit Certificate

ESL III - Advanced - Noncredit Certificate

Emergency Medical Technician Preparation - Noncredit Certificate

Fundamentals of Warehousing and Distribution - Noncredit Certificate

General Education Diploma - Noncredit Certificate

International Sales and Marketing Professional - Noncredit Certificate

Choose the certificate that best fits your goals.

*The option you choose, does not limit the noncredit classes you may take.*



# Noncredit College Application

Los Angeles Harbor College

Enrollment 

Account

Education

Demographic Information

Supplemental Questions

Submission

## Welcome

### Enrollment Information

Term Applying For 

-- Select --



Educational Goal 

-- Select --



Intended Major or Program of Study 

-- Select --



Click **CONTINUE** to move on to the next section

Save

Continue

This section will have to do with your account information.

- Enrollment ✓
- Account ⚠
- Education
- Demographic Information ●
- Supplemental Questions ●
- Submission

Review your Account information for accuracy.

# Noncredit College Application

Los Angeles Harbor College | Term: Summer/Fall 2020 | Application #: NC-28795

## Account Information

### Review OpenCCC Account Information

**i** The following account information will be submitted with your application to college. Please carefully review this information and change any outdated information.

Edit Account

#### Name & Identity

Current Full Name

[Redacted]

Previous or Alternate Name

Preferred Name

#### Social Security Number

**⚠ SSN Not Provided**  
It is important to provide your Social Security Number. Please edit your account.

Date of Birth

[Redacted]

#### Contact

Permanent Address

[Redacted]

Main Phone

Second Phone

Email

[Redacted]

### Current Mailing Address

My mailing address is the same as the Permanent Address in my OpenCCC Account above [?](#)

My current mailing address is **outside the United States** [?](#)

Enter your address or click the box if it is the same as the one on your CCCApply account

Click **CONTINUE** to move on to the next section

**Date of Birth**  
February 14, 1996

**Current Mailing Address**

My mailing address is the same as the Permanent Address in my OpenCCC Account above [?](#)

My current mailing address is **outside the United States** [?](#)

**Street Address** [?](#)

Include apartment number or suite

**City** [?](#)

**State** [?](#)

-- Select State -- [?](#)

**Zip Code** [?](#)

This section will have to do with your past educational

Enrollment 

Account 

Education 

Demographic Information 

Supplemental Questions 

Submission

## Noncredit College Application

Los Angeles Harbor College | Term: Summer/Fall 2020 | Application #: NC-28795

### Education

#### College Enrollment Status

As of July 01, 2020, I will have the following college enrollment status: 

-- Select enrollment status --




#### High School Education

High school education level as of July 01, 2020 

-- Select enrollment status --



#### Last High School Attended

- I attended high school.
  - I was homeschooled in a registered homeschool organization.
  - I was independently homeschooled.
  - I did not attend high school and was not homeschooled.
- 

# Noncredit College Application

Los Angeles Harbor College | Term: Summer/Fall 2020 | Application #: NC-28795

Enrollment	✓
Account	✓
Education	⚠
Demographic Information	●
Supplemental Questions	●
Submission	

## Education

### College Enrollment Status

As of July 01, 2020, I will have the following college enrollment status: ?

- ✓ -- Select enrollment status --
- First-time student in college (after leaving high school)
- First time at this college; have attended another college
- Returning student to this college after absent for a main term

### High School Education

High school education level as of July 01, 2020 ?

-- Select enrollment status --

### Last High School Attended ?

- I attended high school.
- I was homeschooled in a registered homeschool organization.
- I was independently homeschooled.
- I did not attend high school and was not homeschooled.

If it is your first-time attending college, choose **First-time student.**

If you are a returning student at the same college, choose **Returning student to this college.**

If you are are returning student from a new college choose **First time at this college, attended another.**

# Noncredit College Application

Los Angeles Harbor College | Term: Summer/Fall 2020 | Application #: NC-28795

Enrollment ✓Account ✓Education ⚠Demographic Information ●Supplemental Questions ●

Submission

For high school education, choose the option that best fits. If you did not attend choose the **Not a graduate** option.

If you attended high school, you will be asked to complete additional information regarding the school(s) you attended.

## Education

### College Enrollment Status

As of July 01, 2020, I will have the following college enrollment status: ⓘ

### High School Education

High school education level as of July 01, 2020 ⓘ

 -- Select enrollment status -- Received high school diploma from U.S. school Passed a high school equivalency test and received a certificate of high school equivalency Received a Certificate of California High School Proficiency Received a diploma/certificate of graduation from a Foreign secondary school Currently enrolled in adult school Not a graduate of, and no longer enrolled in high school I attended high school. I was homeschooled in a registered homeschool organization. I was independently homeschooled. I did not attend high school and was not homeschooled.

This section will have to do with your demographic information.

Enrollment	✓
Account	✓
Education	✓
Demographic Information	🟡
Supplemental Questions	●
Submission	

Please complete this section to the best of your ability.

# Noncredit College Application

Los Angeles Harbor College | Term: Summer/Fall 2020 | Application #: NC-28795

## Demographic Information

### Gender/Transgender

This information will be used for state and federal reporting purposes. It is optional and voluntary and will not be used for a discriminatory purpose. "Gender" in this context, means a person's sex, or a person's [gender identity](#) and [gender expression](#).

Gender ⓘ

-- Select Gender --

Do you consider yourself [transgender?](#) ⓘ

-- Select Transgender Respor --

### Sexual Orientation

By California law, the California Community Colleges collect voluntary demographic information regarding the sexual orientation, gender identity, and gender expression of students.

- This information is used for summary demographic reporting and will not be used for a discriminatory purpose.
- Your responses are kept private and secure.
- Providing this information is optional.

Please indicate your [sexual orientation](#) ⓘ

-- Select Sexual Orientation --

### Parent/Guardian Educational Levels

Regardless of your age, please indicate the education levels of the [parents and/or guardians who raised](#)

Please complete this section to the best of your ability.

## Parent/Guardian Educational Levels

Regardless of your age, please indicate the education levels of the [parents and/or guardians who raised you](#).

Parent or Guardian 1 

-- Select Education Level --

Parent or Guardian 2 

-- Select Education Level --

## Race/Ethnicity

Per U.S. Department of Education guidelines, colleges are required to collect this racial and ethnic data.

Check the box below if you identify as Hispanic or Latino. If you indicate that you are Hispanic or Latino, you will have the option to select more specific ancestry groups.

Are you Hispanic or Latino?

Yes  No

Check all of the ethnicity, nation, and ancestry groups that you identify with. When you select a major ethnicity group, you will have the option to select more specific ancestry groups. Select all that apply.

- Asian
- American Indian or Alaska Native
- Black or African American
- Native Hawaiian or Other Pacific Islander
- Middle Eastern or North African
- White

Select parents' educational levels.

Choose the option that best fits.

## Parent/Guardian Educational Levels

Regardless of your age, please indicate the education levels of the [parents and/or guardians who raised you](#).

Parent or Guardian 1 

- Select Education Level --
- Grade 9 or less
- Some high school; did not graduate
- High school graduate (diploma, GED, or equivalent)
- Some college credit; no degree
- Associate's degree (for example: AA, AS)
- Bachelor's degree (for example: BA, BS)
- Graduate degree (Master's, Ph.D., or professional degree beyond Bachelor's)
- Unknown
- No parent or guardian raised me

Per U.S. Department of Education guidelines, colleges are required to collect this racial and ethnic data.

Check the box below if you identify as Hispanic or Latino. If you indicate that you are Hispanic or Latino, you will have the option to select more specific ancestry groups.

Are you Hispanic or Latino?

Yes  No

Check all of the ethnicity, nation, and ancestry groups that you identify with. When you select a major ethnicity group, you will have the option to select more specific ancestry groups. Select all that apply.

- Asian
- American Indian or Alaska Native
- Black or African American
- Native Hawaiian or Other Pacific Islander
- Middle Eastern or North African
- White

Complete the race/ethnicity questions.

Click **CONTINUE** to move on to the next section

## Race/Ethnicity

Per U.S. Department of Education guidelines, colleges are required to collect this racial and ethnic data.

Check the box below if you identify as Hispanic or Latino. If you indicate that you are Hispanic or Latino, you will have the option to select more specific ancestry groups.

Are you Hispanic or Latino?

Yes  No

Check all of the ethnicity, nation, and ancestry groups that you identify with. When you select a major ethnicity group, you will have the option to select more specific ancestry groups. Select all that apply.

- Asian
- American Indian or Alaska Native
- Black or African American
- Native Hawaiian or Other Pacific Islander
- Middle Eastern or North African
- White

Save

Continue

Please respond to the questions regarding the release of information.

Enrollment	✓
Account	✓
Education	✓
Demographic Information	✓
Supplemental Questions	○
Submission	

Click **CONTINUE** to move on to the next section

Los Angeles Harbor College | Term: Summer/Fall 2020 | Application #: NC-28795

## Supplemental Questions

The colleges of the Los Angeles Community College District are: East Los Angeles College, Instructional Television, Los Angeles City College, Los Angeles Harbor College, Los Angeles Mission College, Los Angeles Pierce College, Los Angeles Southwest College, Los Angeles Trade Technical College, Los Angeles Valley College, and West Los Angeles College.

recent previous educational institution attended. COLLEGE FOUNDATION INFORMATION: Name, address, and telephone number. FOUR-YEAR COLLEGE INFORMATION: Name, address, and telephone number. MILITARY RECRUITING INFORMATION: All information outlined in 'Directory information,' plus, address, telephone number, date of birth, and major field of study. Be sure to read the Full Statement of Consent before deciding whether or not to grant your consent. You may find the Full Statement of Consent in the Consent tab of the application. To change your authorization, notify the college admissions office in writing.

- I do not permit the college to release directory information.
- I do not permit the release of my information to the College Foundation. (Leave blank if you want information on LACCD Foundation scholarships, grants and networking opportunities).
- I do not permit the release of my information to four-year colleges.
- I do not permit the release of information to the military.

Save

Continue

This is the last section of the application.

Enrollment	✓
Account	✓
Education	✓
Demographic Information	✓
Supplemental Questions	✓
Submission	🟡

# Noncredit College Application

Los Angeles Harbor College | Term: Summer/Fall 2020 | Application #: NC-28795

## Submission

### Review Your Responses

[Save as PDF](#)

We recommend that you review your responses to ensure you've provided complete and accurate information.

[Review My Application](#)

### Request for Consent to Release Information

I authorize the Chancellor's Office, California Community Colleges, to release necessary personal information contained in my application, including my Social Security number, for the purposes described below. For more information on how your information is stored and used, see the [Privacy Policy](#).

- To federal or state agencies to evaluate jointly administered programs or to comply with reporting requirements;
- To data matching services to measure student success in transferring to four-year colleges or universities;
- To colleges, universities, or government agencies to promote outreach to students and to enhance transfer;
- To the California Student Aid Commission to facilitate the award of financial aid; and
- To organizations or agencies assisting the Chancellor's Office or the community colleges you attend with research and analysis.

I consent

Click on [Review My Application](#) to review all the information completed for correctness.

Consent or do not consent to the release of information by clicking on the circles.



## Request for Consent to Release Information

I authorize the Chancellor's Office, California Community Colleges, and the community colleges I am attending to release necessary personal information contained in my education records, including my Social Security number, for the purposes described below. To learn more about how your personal information is stored and used, see the [Privacy Policy](#). 

- To federal or state agencies to evaluate jointly administered programs or to comply with reporting requirements;
- To data matching services to measure student success in transferring to four-year colleges or universities;
- To colleges, universities, or government agencies to promote outreach to students and to enhance transfer;
- To the California Student Aid Commission to facilitate the award of financial aid; and
- To organizations or agencies assisting the Chancellor's Office or the community colleges you attend with research and analysis.

- I consent  
 I do not consent

## Submit Your Application

You are about to submit your application to Los Angeles Harbor College.  
NO CHANGES can be made to your application once it is submitted.

California state law\* allows you to submit your application and residency information online with an electronic signature verification. Your completion of this page will provide the necessary verification for electronic submission. The security and privacy of the information in your submitted application are protected as described in the CCCApply Privacy Policy.

\* Section 54300 of subchapter 4.5 of chapter 5 of division 6 of title 5 of the California Code of Regulations.

By Checking here, I, Maria Hernandez, declare that: 

After verifying and reading the terms, please check the boxes and submit your application.

**Click**  
**Submit My Application**  
Be sure that it is clicked and submitted.  
This is the END of applying to the college.

By Checking here, I [REDACTED] declare that: ?

- All of the information in this application pertains to me.
- Under penalty of perjury, the statements and information submitted in this online admission application are true and correct.
- I understand that falsification, withholding pertinent data, or failure to report changes in residency may result in District action.
- I understand that all materials and information submitted by me for purposes of admission become the property of Los Angeles Harbor College.

By Checking here, I [REDACTED], acknowledge understanding that: ?

- Federal and state financial aid programs are available and may include aid in the form of grants, work study, and/or any available student loans. I am aware that I may apply for assistance for up to the total cost of my education including enrollment fees, books & supplies, transportation, and room and board expense.
- I may apply for financial assistance if I am enrolled in an eligible program of study (certificate, associate degree, or transfer), and may receive aid if qualified, regardless of whether I am enrolled full-time or part-time.
- Financial aid program information and application assistance are available in the financial aid office at the college. The application is also available on-line.

Note: CCCApply will provide links to financial aid information and applications after you submit this application. You can also find financial aid information at [www.icanaffordcollege.com](http://www.icanaffordcollege.com), and on most college websites.

Submit My Application

**FINISHED**

# Great Job,

Your application was submitted.  
You're almost done.

Continue Your Journey At Los Angeles Harbor College.

## Confirmation

Maria, your application for admission has been submitted to Los Angeles Harbor College.

Name  
CCCID  
College  
Term  
Email  
Date & Time  
Confirmation #

Los Angeles Harbor College  
Fall 2020

Los Angeles Harbor College  
Admission: null  
1111 Figueroa Place  
Wilmington, CA 90744-2397  
Wilmington, CA 90744-2397  
In-state phone: (310)233-4000  
Out-of-state phone: (310) 233-4099  
Fax: (310)233-4662  
Website: <http://www.lahc.edu>

Snap a screenshot of this page for your records or [save a copy](#) of your application responses.

Your page will look like this when the LAHC application is submitted.

If your screen does not look like this, please click on **My Applications** and make sure it was submitted.

It must be completed and submitted in order for it to be processed.

# OpenCCC Apply Application Survey

Inbox x



**support@opencccc.net**

to me ▾

You will also receive an email when the college application is submitted.

Dear [REDACTED]

You are receiving this email because you successfully submitted an OpenCCC Apply application to Los Angeles Harbor College.

At the bottom of this message is a link to a survey about your experience in filling out the OpenCCC Apply application.

<https://sso.cccmypath.org/simplesaml/saml2/idp/SSOService.php?source=OpenCCC&spentityid=https%3A%2F%2Fwww.openccccapply.net%2Fshibboleth&RelayState=https%3A%2F%2Fwww.openccccapply.net%2FuPortal%2FLogin%3FsurveyId%3D17642858%26cccMisCode%3D742>

Thank you for participating in this survey.

← Reply

➔ Forward

Once you submit the application, you will receive a student ID number via email. Usually you will receive the email within **2-5 business days**. Be sure to check your spam folder.

When you receive your student ID number,  
you will need to access the SIS portal and  
enroll in courses.