

Kinesiology, Health and Wellness Division

Figure 4. 1 Kinesiology, Health and Wellness Division FTES, Fall Terms 2019-2023

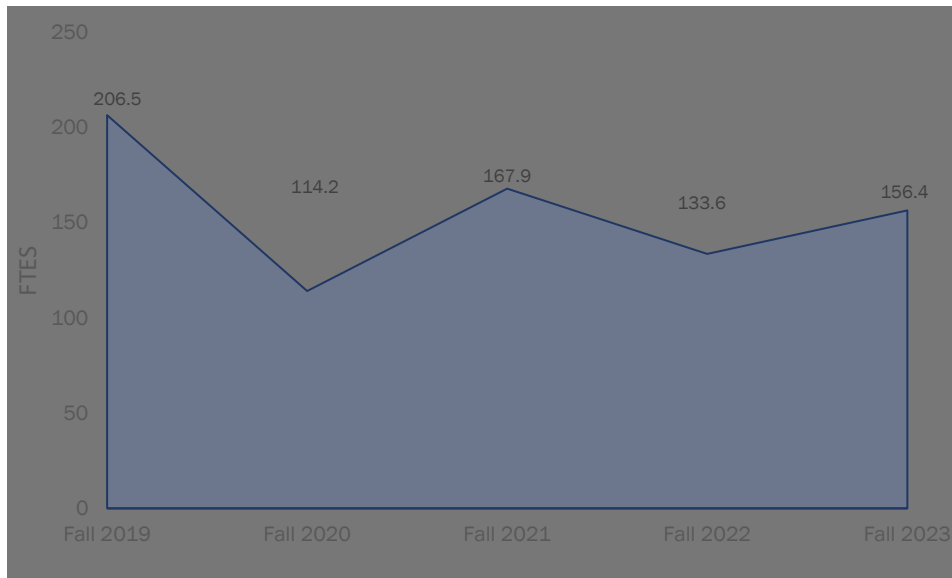


Table 4. 1 Kinesiology, Health and Wellness Division FTES by Discipline, Fall Terms 2019-2023

Kinesiology, Health and Wellness	Full-Time Equivalent Student (FTES)				
	Fall 2019	Fall 2020	Fall 2021	Fall 2022	Fall 2023
Dance Studies	3.7	3.6	2.8	2.1	1.3
<i>Annual % Change</i>		-3%	-23%	-23%	-40%
Dance Techniques	2.0		0.9	0.7	0.9
<i>Annual % Change</i>				-26%	27%
Health	64.0	43.5	39.6	40.4	44.8
<i>Annual % Change</i>		-32%	-9%	2%	11%
Kinesiology	33.8	23.8	24.6	18.0	21.5
<i>Annual % Change</i>		-29%	3%	-27%	19%
Kinesiology Athletics	93.3	35.4	87.7	64.1	78.8
<i>Annual % Change</i>		-62%	148%	-27%	23%
Kinesiology Major	9.7	7.9	12.3	8.3	9.1
<i>Annual % Change</i>		-19%	55%	-33%	10%
Division Total	206.5	114.2	167.9	133.6	156.4
<i>Annual % Change</i>		-45%	47%	-20%	17%

Source: PeopleSoft LAC_SRC_SECTION_LISTING_INSTR query; LACCD Class Info and Grade Distribution file

Table 4. 2 Health and Wellness Division FTEF by Discipline, Fall Terms 2019-2023

Kinesiology, Health and Wellness	Full-Time Equivalent Faculty (FTEF)				
	Fall 2019	Fall 2020	Fall 2021	Fall 2022	Fall 2023
Dance Studies	0.2	0.2	0.2	0.2	0.2
<i>Annual % Change</i>		0%	0%	0%	0%
Dance Techniques	0.1		0.1	0.1	0.1
<i>Annual % Change</i>				3%	0%

Kinesiology, Health and Wellness	Full-Time Equivalent Faculty (FTEF)				
	Fall 2019	Fall 2020	Fall 2021	Fall 2022	Fall 2023
Health	2.7	2.5	2.5	2.7	3.0
<i>Annual % Change</i>		-7%	0%	9%	10%
Kinesiology	2.0	1.6	1.9	1.3	1.6
<i>Annual % Change</i>		-19%	16%	-29%	21%
Kinesiology Athletics	0.7	1.9	4.4	3.4	4.0
<i>Annual % Change</i>		175%	137%	-22%	16%
Kinesiology Major	0.6	0.2	0.6	0.6	0.6
<i>Annual % Change</i>		-67%	200%	0%	0%
Division Total	6.3	6.4	9.8	8.4	9.5
<i>Annual % Change</i>		1%	52%	-13%	13%

Source: PeopleSoft LAC_SRC_SECTION_LISTING_INSTR query; LACCD Class Info and Grade Distribution file

Figure 4. 2 Kinesiology, Health and Wellness Division FTES and FTES per FTEF, Fall Terms 2019-2023

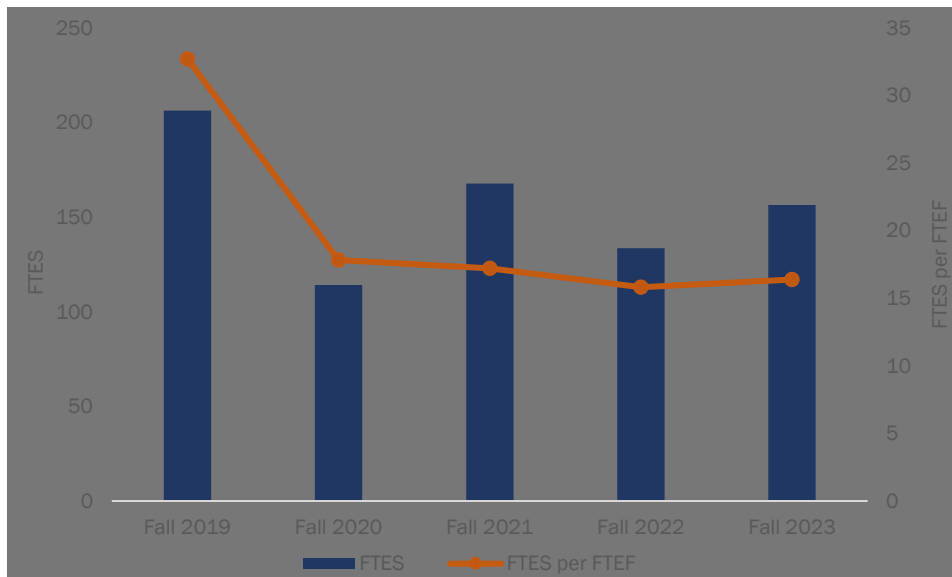


Table 4. 3 Health and Wellness Division FTES per FTEF by Discipline, Fall Terms 2019-2023

Kinesiology, Health and Wellness	Full-Time Equivalent Student per Full-Time Equivalent Faculty				
	Fall 2019	Fall 2020	Fall 2021	Fall 2022	Fall 2023
Dance Studies	18.7	18.2	13.9	10.7	6.4
<i>Annual % Change</i>		-3%	-23%	-23%	-40%
Dance Techniques	17.8		7.2	5.2	6.6
<i>Annual % Change</i>				-28%	27%
Health	23.7	17.4	15.8	14.8	14.9
<i>Annual % Change</i>		-27%	-9%	-7%	1%
Kinesiology	16.7	14.6	13.0	13.5	13.4
<i>Annual % Change</i>		-13%	-11%	4%	-1%
Kinesiology Athletics	137.2	18.9	19.8	18.6	19.7
<i>Annual % Change</i>		-86%	5%	-6%	6%

Kinesiology, Health and Wellness	Full-Time Equivalent Student per Full-Time Equivalent Faculty				
	Fall 2019	Fall 2020	Fall 2021	Fall 2022	Fall 2023
Kinesiology Major	16.2	39.6	20.5	13.8	15.2
<i>Annual % Change</i>		144%	-48%	-33%	10%
Division Total	32.7	17.8	17.2	15.8	16.4
<i>Annual % Change</i>		-45%	-4%	-8%	4%

Source: PeopleSoft LAC_SRC_SECTION_LISTING_INSTR query; LACCD Class Info and Grade Distribution file

Figure 4. 3 Kinesiology, Health and Wellness Division WSCH by Discipline, Fall Terms 2019-2023

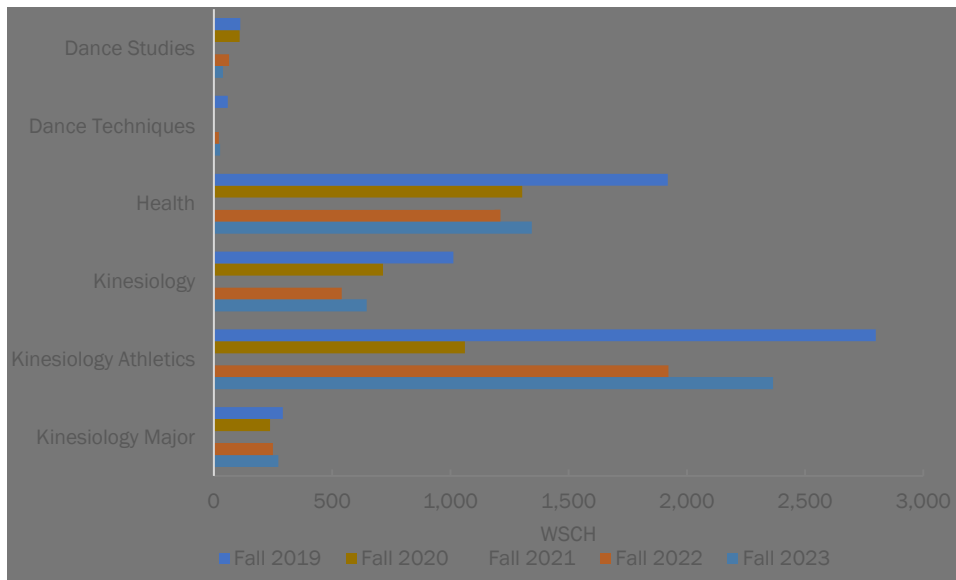


Table 4. 4 Health and Wellness Division WSCH by Discipline, Fall Terms 2019-2023

Kinesiology, Health and Wellness	Weekly Student Contact Hours (WSCH)				
	Fall 2019	Fall 2020	Fall 2021	Fall 2022	Fall 2023
Dance Studies	112.2	108.9	83.4	64.1	38.5
<i>Annual % Change</i>		-3%	-23%	-23%	-40%
Dance Techniques	58.8		28.2	20.7	26.4
<i>Annual % Change</i>				-26%	27%
Health	1,918.8	1,303.5	1,187.4	1,211.9	1,344.3
<i>Annual % Change</i>		-32%	-9%	2%	11%
Kinesiology	1,013.4	714.6	737.4	540.9	645.6
<i>Annual % Change</i>		-29%	3%	-27%	19%
Kinesiology Athletics	2,799.0	1,061.4	2,630.7	1,922.1	2,365.2
<i>Annual % Change</i>		-62%	148%	-27%	23%
Kinesiology Major	291.9	237.6	369.0	249.0	273.0
<i>Annual % Change</i>		-19%	55%	-33%	10%
Division Total	6,194.1	3,426.0	5,036.1	4,008.8	4,692.9
<i>Annual % Change</i>		-45%	47%	-20%	17%

Source: PeopleSoft LAC_SRC_SECTION_LISTING_INSTR query; LACCD Class Info and Grade Distribution file

Figure 4. 4 Kinesiology, Health and Wellness Division WSCH and WSCH per FTEF, Fall Terms 2019-2023

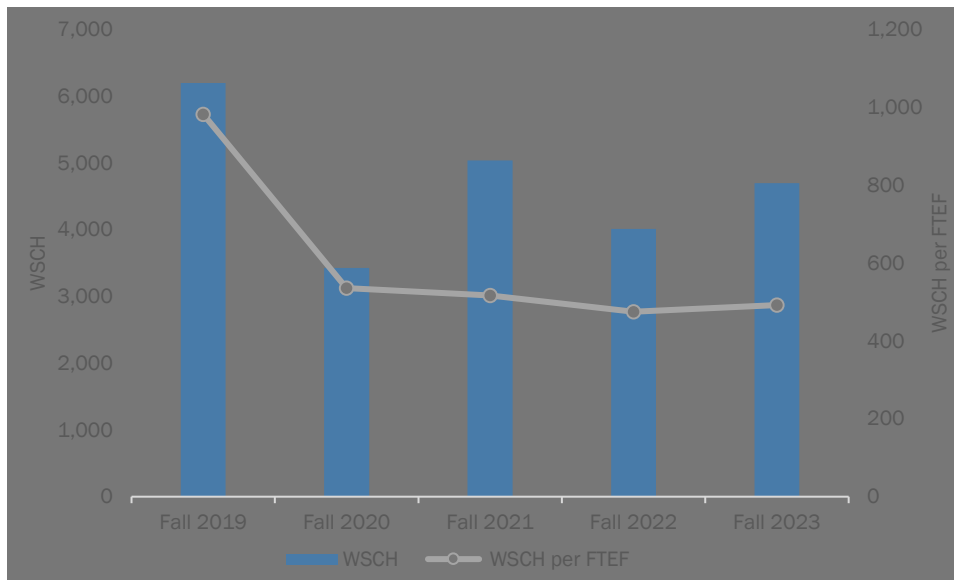


Table 4. 5 Health and Wellness Division WSCH per FTEF by Discipline, Fall Terms 2019-2023

Kinesiology, Health and Wellness	WSCH per FTEF				
	Fall 2019	Fall 2020	Fall 2021	Fall 2022	Fall 2023
Dance Studies	561.0	544.5	417.0	320.6	192.3
<i>Annual % Change</i>		-3%	-23%	-23%	-40%
Dance Techniques	534.5		216.9	155.6	198.0
<i>Annual % Change</i>				-28%	27%
Health	710.7	521.4	475.0	443.4	448.1
<i>Annual % Change</i>		-27%	-9%	-7%	1%
Kinesiology	501.7	438.4	390.2	405.6	401.0
<i>Annual % Change</i>		-13%	-11%	4%	-1%
Kinesiology Athletics	4,116.2	567.6	593.8	558.0	591.2
<i>Annual % Change</i>		-86%	5%	-6%	6%
Kinesiology Major	486.5	1,188.0	615.0	415.0	455.0
<i>Annual % Change</i>		144%	-48%	-33%	10%
Division Total	981.6	535.3	516.5	474.7	491.8
<i>Annual % Change</i>		-45%	-4%	-8%	4%

Source: PeopleSoft LAC_SRC_SECTION_LISTING_INSTR query; LACCD Class Info and Grade Distribution file