

Counseling Academic Personal Development Division

Figure 4. 1 Counseling Division FTES, Fall Terms 2019-2023

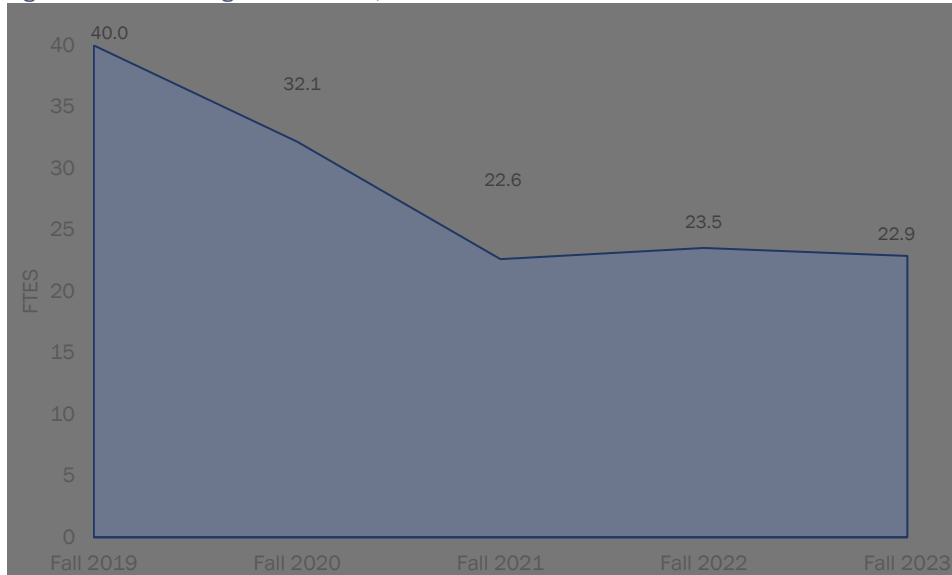


Table 4. 1 Counseling Division FTES by Discipline, Fall Terms 2019-2023

Counseling Academic Personal Development	Full-Time Equivalent Student (FTES)				
	Fall 2019	Fall 2020	Fall 2021	Fall 2022	Fall 2023
Counseling	25.5	25.9	21.4	18.7	22.9
<i>Annual % Change</i>		2%	-18%	-12%	22%
Learning Foundation	11.2	5.4	0.4	3.4	0.0
<i>Annual % Change</i>		-52%	-92%	705%	-100%
Learning Skills	3.3	0.8	0.8	1.4	
<i>Annual % Change</i>		-77%	5%	75%	
Division Total	40.0	32.1	22.6	23.5	22.9
<i>Annual % Change</i>		-20%	-30%	4%	-3%

Source: PeopleSoft LAC_SRC_SECTION_LISTING_INSTR query; LACCD Class Info and Grade Distribution file

Table 4. 2 Counseling Division FTEF by Discipline, Fall Terms 2019-2023

Counseling Academic Personal Development	Full-Time Equivalent Faculty (FTEF)				
	Fall 2019	Fall 2020	Fall 2021	Fall 2022	Fall 2023
Counseling <i>Annual % Change</i>	1.4	1.4	1.2	1.4	1.7
		1%	-17%	18%	24%
Learning Foundation <i>Annual % Change</i>	0.5	0.0	0.3	0.8	0.2
		-100%		186%	-75%
Learning Skills <i>Annual % Change</i>	0.1	0.0	0.1	0.2	
		-100%		186%	
Division Total <i>Annual % Change</i>	2.0	1.4	1.5	2.4	1.9
		-27%	8%	56%	-19%

Source: PeopleSoft LAC_SRC_SECTION_LISTING_INSTR query; LACCD Class Info and Grade Distribution file

Figure 4. 2 Counseling Division FTES and FTES per FTEF, Fall Terms 2019-2023

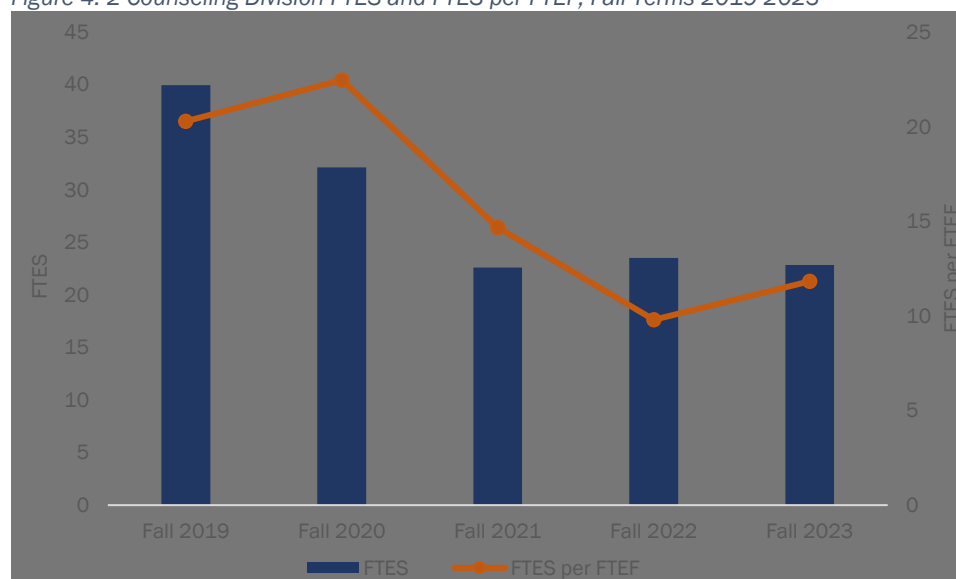


Table 4. 3 Counseling Division FTES per FTEF by Discipline, Fall Terms 2019-2023

Counseling Academic Personal Development	Full-Time Equivalent Student per Full-Time Equivalent Faculty				
	Fall 2019	Fall 2020	Fall 2021	Fall 2022	Fall 2023
Counseling <i>Annual % Change</i>	17.9	18.1	18.0	13.4	13.2
		1%	-1%	-26%	-1%
Learning Foundation <i>Annual % Change</i>	23.4		1.5	4.2	0.0
				182%	-100%
Learning Skills <i>Annual % Change</i>	47.3		11.4	7.0	
				-39%	
Division Total <i>Annual % Change</i>	20.3	22.5	14.7	9.8	11.8
		11%	-35%	-33%	21%

Source: PeopleSoft LAC_SRC_SECTION_LISTING_INSTR query; LACCD Class Info and Grade Distribution file

Figure 4. 3 Counseling Division WSCH by Discipline, Fall Terms 2019-2023

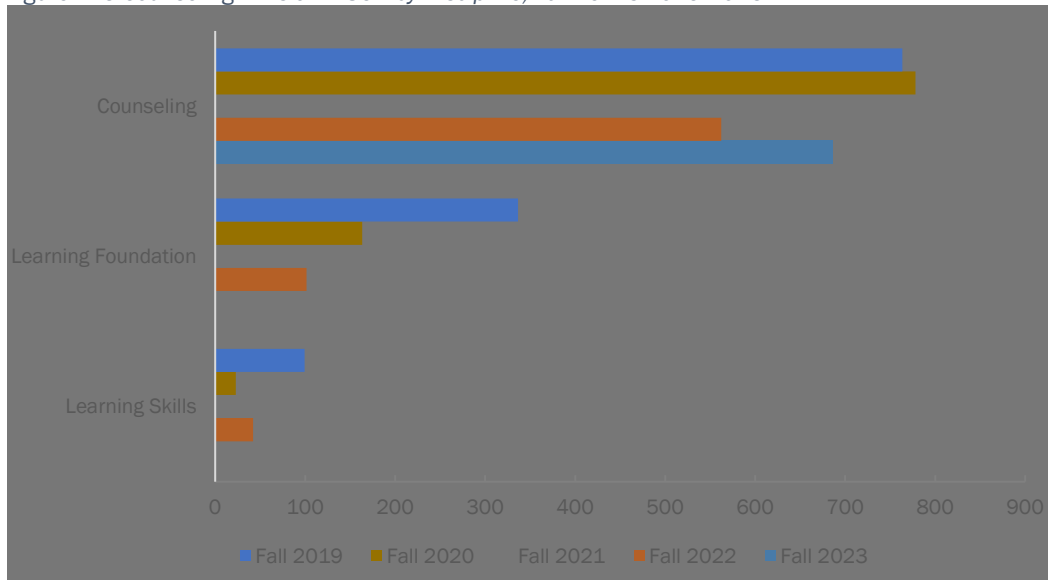


Table 4. 4 Counseling Division WSCH by Discipline, Fall Terms 2019-2023

Counseling Academic Personal Development	Weekly Student Contact Hours (WSCH)				
	Fall 2019	Fall 2020	Fall 2021	Fall 2022	Fall 2023
Counseling	763.5	778.2	641.7	562.4	685.9
<i>Annual % Change</i>		2%	-18%	-12%	22%
Learning Foundation	336.6	163.2	12.6	101.4	0.0
<i>Annual % Change</i>		-52%	-92%	705%	-100%
Learning Skills	99.3	22.8	24.0	42.0	
<i>Annual % Change</i>		-77%	5%	75%	
Division Total	1,199.4	964.2	678.3	705.7	685.9
<i>Annual % Change</i>		-20%	-30%	4%	-3%

Source: PeopleSoft LAC_SRC_SECTION_LISTING_INSTR query; LACCD Class Info and Grade Distribution file

Figure 4. 4 Counseling Division WSCH and WSCH per FTEF, Fall Terms 2019-2023

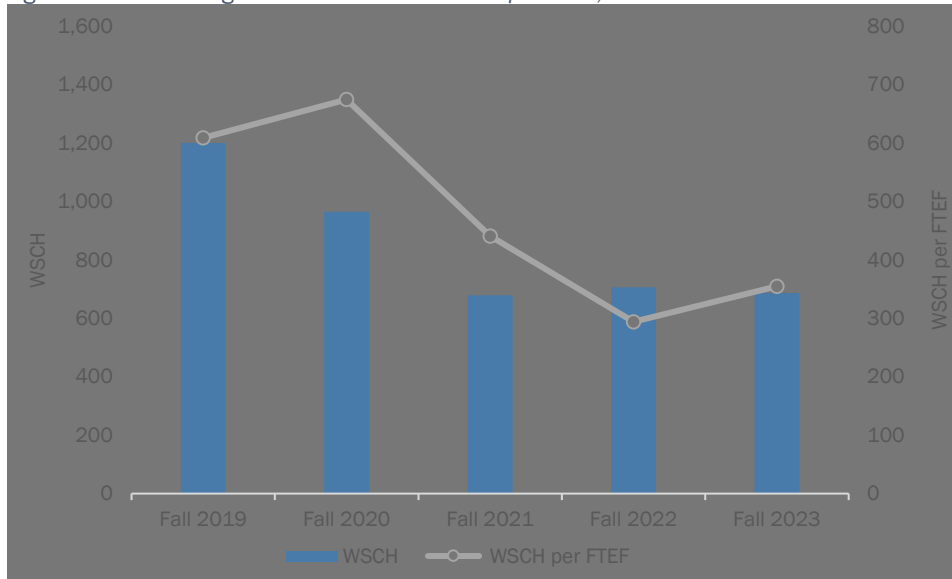


Table 4. 5 Counseling Division WSCH per FTEF by Discipline, Fall Terms 2019-2023

Counseling Academic Personal Development	WSCH per FTEF				
	Fall 2019	Fall 2020	Fall 2021	Fall 2022	Fall 2023
Counseling	537.7	544.2	539.2	401.6	395.8
<i>Annual % Change</i>		1%	-1%	-26%	-1%
Learning Foundation	701.3		45.0	126.7	0.0
<i>Annual % Change</i>				182%	-100%
Learning Skills	1,418.6		342.9	210.0	
<i>Annual % Change</i>				-39%	
Division Total	608.8	674.3	440.5	294.0	354.9
<i>Annual % Change</i>		11%	-35%	-33%	21%

Source: PeopleSoft LAC_SRC_SECTION_LISTING_INSTR query; LACCD Class Info and Grade Distribution file