

**Communications Division**

Figure 4. 1 Communications Division FTES, Fall Terms 2019-2023

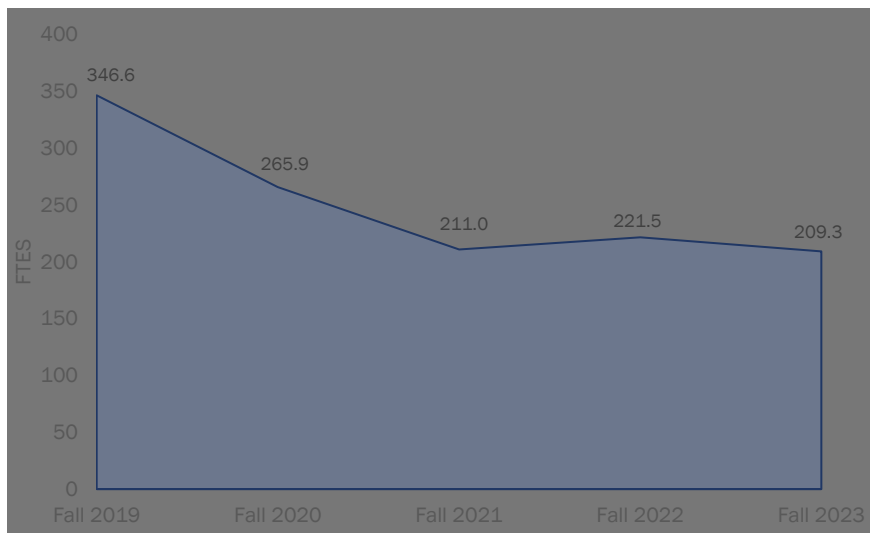


Table 4. 1 Communications Division FTES by Discipline, Fall Terms 2019-2023

Communications	Full-Time Equivalent Student (FTES)				
	Fall 2019	Fall 2020	Fall 2021	Fall 2022	Fall 2023
Developmental Communications	4.6	0.0	0.0	0.0	0.0
<i>Annual % Change</i>		-100%			
English	270.3	188.6	158.1	176.9	164.4
<i>Annual % Change</i>		-30%	-16%	12%	-7%
English As A Second Language	1.8	0.9	0.0	0.0	0.0
<i>Annual % Change</i>		-49%	-100%		
French	9.9	11.5	5.3	6.4	4.7
<i>Annual % Change</i>		16%	-53%	19%	-27%
Japanese	2.3	3.5	3.9	2.5	1.6
<i>Annual % Change</i>		54%	10%	-36%	-36%
Journalism	6.5	7.6	4.8	4.5	3.6
<i>Annual % Change</i>		17%	-38%	-5%	-21%
Public Relations	1.6	0.9	1.0	0.0	0.0
<i>Annual % Change</i>		-47%	18%	-100%	
Spanish	48.0	52.0	37.0	31.3	35.0
<i>Annual % Change</i>		8%	-29%	-15%	12%
<b>Division Total</b>	<b>346.6</b>	<b>265.9</b>	<b>211.0</b>	<b>221.5</b>	<b>209.3</b>
<i>Annual % Change</i>		<b>-23%</b>	<b>-21%</b>	<b>5%</b>	<b>-6%</b>

Source: PeopleSoft LAC\_SRC\_SECTION\_LISTING\_INSTR query; LACCD Class Info and Grade Distribution file

Table 4. 2 Communications Division FTEF by Discipline, Fall Terms 2019-2023

Communications	Full-Time Equivalent Faculty (FTEF)				
	Fall 2019	Fall 2020	Fall 2021	Fall 2022	Fall 2023
Developmental Communications <i>Annual % Change</i>	0.8	0.0	0.0	0.0	0.0
English <i>Annual % Change</i>	18.9	17.2	14.0	15.1	14.3
English As A Second Language <i>Annual % Change</i>	0.3	0.7	0.0	0.0	0.0
French <i>Annual % Change</i>	1.3	1.3	1.0	1.2	0.7
Japanese <i>Annual % Change</i>	0.3	0.3	0.3	0.3	0.3
Journalism <i>Annual % Change</i>	0.9	0.9	0.9	0.7	0.4
Public Relations <i>Annual % Change</i>	0.2	0.2	0.2	0.0	0.0
Spanish <i>Annual % Change</i>	3.6	3.6	3.0	3.0	2.7
<b>Division Total</b> <i>Annual % Change</i>	<b>26.6</b>	<b>23.8</b>	<b>20.1</b>	<b>20.3</b>	<b>18.4</b>

Source: PeopleSoft LAC\_SRC\_SECTION\_LISTING\_INSTR query; LACCD Class Info and Grade Distribution file

Figure 4. 2 Communications Division FTES and FTES per FTEF, Fall Terms 2019-2023

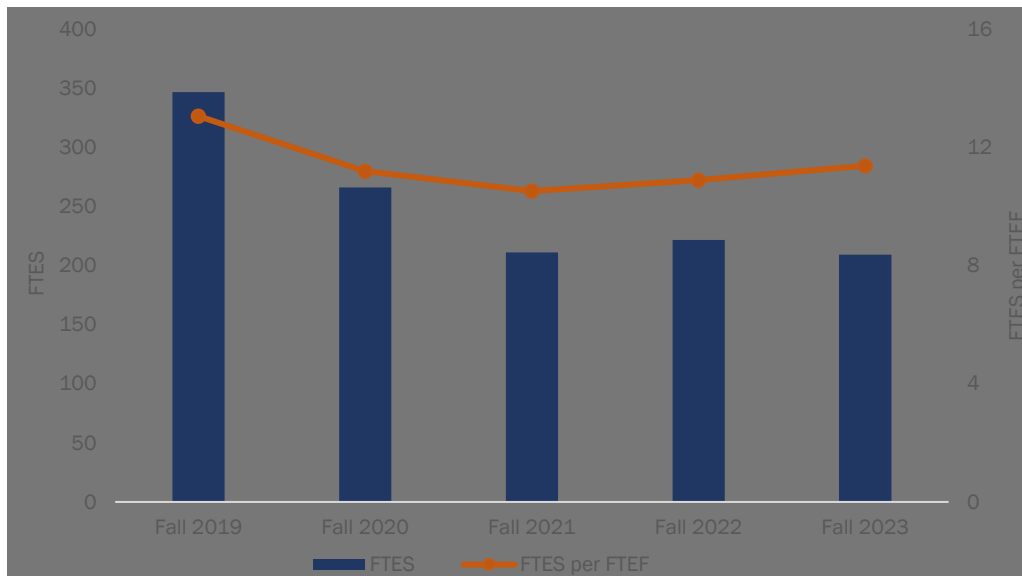


Table 4. 3 Communications Division FTES by FTEF by Discipline, Fall Terms 2019-2023

Communications	Full-Time Equivalent Student per Full-Time Equivalent Faculty				
	Fall 2019	Fall 2020	Fall 2021	Fall 2022	Fall 2023
Developmental Communications <i>Annual % Change</i>	6.2				
English <i>Annual % Change</i>	14.3	11.0	11.3	11.7	11.5
English As A Second Language <i>Annual % Change</i>	6.8	7.3	1.3		
French <i>Annual % Change</i>	7.5	8.7	5.4	5.3	7.0
Japanese <i>Annual % Change</i>	6.9	10.7	11.7	7.4	4.8
Journalism <i>Annual % Change</i>	7.5	8.8	5.5	6.2	9.0
Public Relations <i>Annual % Change</i>	8.0	4.3	5.0		
Spanish <i>Annual % Change</i>	13.2	14.3	12.4	10.4	13.1
<b>Division Total</b> <i>Annual % Change</i>	<b>13.1</b>	<b>11.2</b>	<b>10.5</b>	<b>10.9</b>	<b>11.4</b>

Source: PeopleSoft LAC\_SRC\_SECTION\_LISTING\_INSTR query; LACCD Class Info and Grade Distribution file

Figure 4. 3 Communications Division WSCH by Discipline, Fall Terms 2019-2023

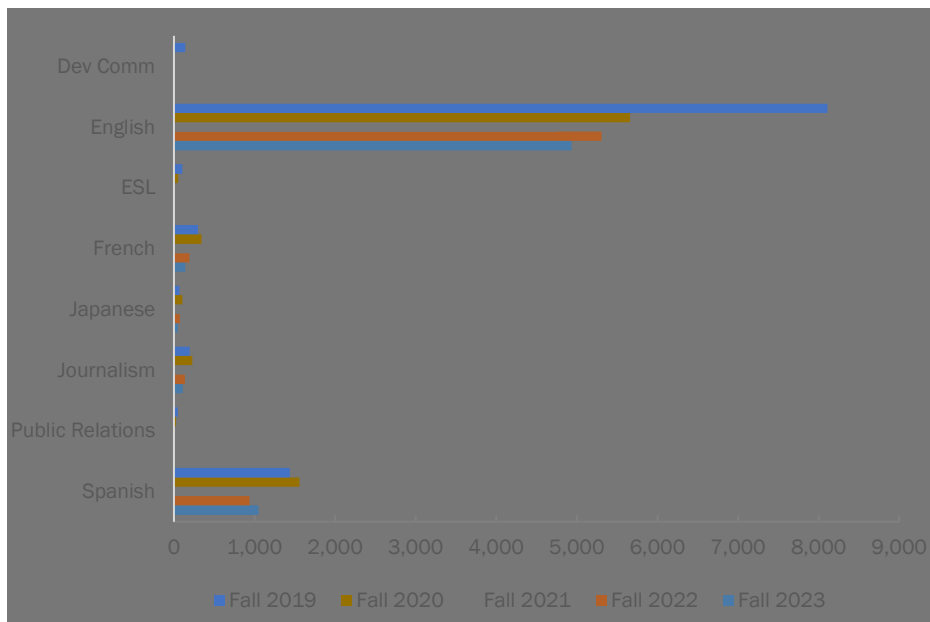


Table 4. 4 Communications Division WSCH by Discipline, Fall Terms 2019-2023

Communications	Weekly Student Contact Hours (WSCH)				
	Fall 2019	Fall 2020	Fall 2021	Fall 2022	Fall 2023
Developmental Communications <i>Annual % Change</i>	139.2	0.0 -100%	0.0	0.0	0.0
English <i>Annual % Change</i>	8,107.5	5,659.2 -30%	4,743.6 -16%	5,306.0 12%	4,932.7 -7%
English As A Second Language <i>Annual % Change</i>	54.6	27.9 -49%	0.0 -100%	0.0	0.0
French <i>Annual % Change</i>	297.0	344.4 16%	160.2 -53%	191.0 19%	140.0 -27%
Japanese <i>Annual % Change</i>	68.7	105.6 54%	116.1 10%	73.9 -36%	47.5 -36%
Journalism <i>Annual % Change</i>	194.7	228.6 17%	142.8 -38%	135.7 -5%	107.9 -21%
Public Relations <i>Annual % Change</i>	48.0	25.5 -47%	30.0 18%	0.0 -100%	0.0
Spanish <i>Annual % Change</i>	1,438.8	1,559.4 8%	1,109.7 -29%	939.8 -15%	1,050.3 12%
<b>Division Total</b> <i>Annual % Change</i>	<b>10,396.5</b>	<b>7,977.3</b> -23%	<b>6,330.3</b> -21%	<b>6,646.4</b> 5%	<b>6,278.5</b> -6%

Source: PeopleSoft LAC\_SRC\_SECTION\_LISTING\_INSTR query; LACCD Class Info and Grade Distribution file

Figure 4. 4 Communications Division WSCH and WSCH per FTEF, Fall Terms 2019-2023

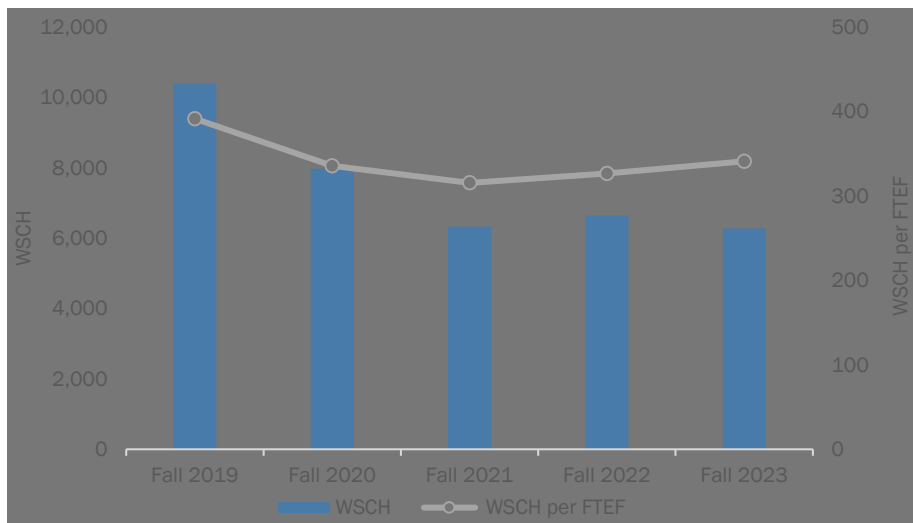


Table 4. 5 Communications Division WSCH by FTEF by Discipline, Fall Terms 2019-2023

Communications	WSCH per FTEF				
	Fall 2019	Fall 2020	Fall 2021	Fall 2022	Fall 2023
Developmental Communications <i>Annual % Change</i>	185.6				
English <i>Annual % Change</i>	428.1	330.0 -23%	339.1 3%	351.8 4%	344.1 -2%
English As A Second Language <i>Annual % Change</i>	205.2	218.4 6%	39.9 -82%		
French <i>Annual % Change</i>	225.0	260.9 16%	161.8 -38%	159.2 -2%	210.0 32%
Japanese <i>Annual % Change</i>	208.2	320.0 54%	351.8 10%	221.8 -37%	142.6 -36%
Journalism <i>Annual % Change</i>	223.8	262.8 17%	164.1 -38%	185.1 13%	269.7 46%
Public Relations <i>Annual % Change</i>	240.0	127.5 -47%	150.0 18%		
Spanish <i>Annual % Change</i>	395.3	428.4 8%	372.4 -13%	313.3 -16%	393.9 26%
<b>Division Total</b> <i>Annual % Change</i>	<b>391.6</b>	<b>335.7</b> <b>-14%</b>	<b>315.6</b> <b>-6%</b>	<b>326.6</b> <b>3%</b>	<b>341.2</b> <b>4%</b>

Source: PeopleSoft LAC\_SRC\_SECTION\_LISTING\_INSTR query; LACCD Class Info and Grade Distribution file