

**Academic Affairs Division**

Figure 4. 1 Academic Affairs Division FTES, Fall Terms 2019-2023

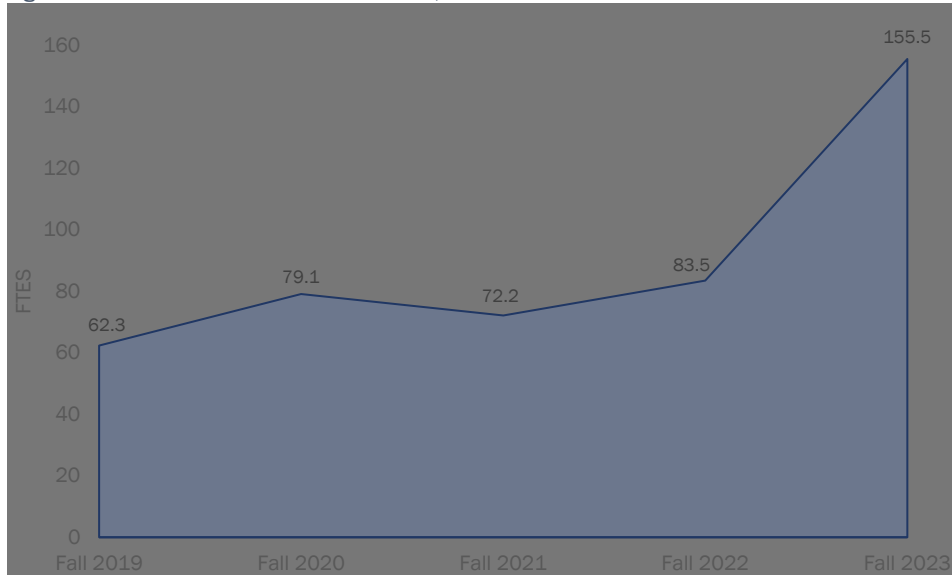


Table 4. 1 Academic Affairs Division FTES by Discipline, Fall Terms 2019-2023

Academic Affairs Office	Full-Time Equivalent Student (FTES)				
	Fall 2019	Fall 2020	Fall 2021	Fall 2022	Fall 2023
Art		2.8		2.3	
<i>Annual % Change</i>					
Business					8.2
<i>Annual % Change</i>					
Chemistry			5.4		
<i>Annual % Change</i>					
Child Development	3.9	7.8	6.1	4.3	3.3
<i>Annual % Change</i>		103%	-22%	-30%	-22%
Communication Studies	7.9	6.8		12.5	19.6
<i>Annual % Change</i>		-14%			57%
Computer Information Systems				4.8	
<i>Annual % Change</i>					
Counseling	5.7	5.3	2.4	3.6	14.8
<i>Annual % Change</i>		-7%	-54%	48%	312%
Economics		3.0			1.9
<i>Annual % Change</i>					
English	2.5	1.2	8.6	11.6	26.3
<i>Annual % Change</i>		-50%	592%	36%	126%
Fire Technology					8.0
<i>Annual % Change</i>					
Health	9.9	10.9	1.4	8.2	14.8
<i>Annual % Change</i>		9%	-87%	488%	80%

Academic Affairs Office	Full-Time Equivalent Student (FTES)				
	Fall 2019	Fall 2020	Fall 2021	Fall 2022	Fall 2023
History					3.5
<i>Annual % Change</i>					
Kinesiology	4.8				
<i>Annual % Change</i>					
Library Science	1.0	4.4	3.4	3.1	1.6
<i>Annual % Change</i>		336%	-22%	-10%	-48%
Mathematics			4.6		
<i>Annual % Change</i>					
Music	2.9	8.2	9.2	3.2	5.4
<i>Annual % Change</i>		177%	13%	-65%	68%
Philosophy		2.0	0.8	1.8	
<i>Annual % Change</i>			-61%	130%	
Political Science	4.6	4.5	4.1	4.3	8.3
<i>Annual % Change</i>		-2%	-9%	5%	93%
Psychology	11.0	5.8	9.8	8.7	6.1
<i>Annual % Change</i>		-48%	70%	-11%	-30%
Sociology	2.8	3.6	1.9	2.8	8.7
<i>Annual % Change</i>		31%	-47%	45%	214%
Spanish	2.9	11.7	8.9	5.2	11.7
<i>Annual % Change</i>		296%	-24%	-41%	125%
Statistics					11.0
<i>Annual % Change</i>					
Theater	2.4	1.2	5.6	7.1	2.2
<i>Annual % Change</i>		-50%	370%	28%	-69%
<b>Division Total</b>	<b>62.3</b>	<b>79.1</b>	<b>72.2</b>	<b>83.5</b>	<b>155.5</b>
<i>Annual % Change</i>		<b>27%</b>	<b>-9%</b>	<b>16%</b>	<b>86%</b>

Source: PeopleSoft LAC\_SRC\_SECTION\_LISTING\_INSTR query; LACCD Class Info and Grade Distribution file

Table 4. 2 Academic Affairs Division FTEF by Discipline, Fall Terms 2019-2023

Academic Affairs Office	Full-Time Equivalent Faculty (FTEF)				
	Fall 2019	Fall 2020	Fall 2021	Fall 2022	Fall 2023
Art		0.3		0.3	
<i>Annual % Change</i>					
Business					0.6
<i>Annual % Change</i>					
Chemistry			0.4		
<i>Annual % Change</i>					
Child Development	0.2	0.4	0.6	0.2	0.2
<i>Annual % Change</i>		100%	50%	-67%	0%
Communication Studies	0.4	0.4		0.8	1.2
<i>Annual % Change</i>		0%			50%
Computer Information Systems				0.3	
<i>Annual % Change</i>					
Counseling	0.3	0.3	0.1	0.3	1.1
<i>Annual % Change</i>		0%	-48%	91%	300%

Academic Affairs Office	Full-Time Equivalent Faculty (FTEF)				
	Fall 2019	Fall 2020	Fall 2021	Fall 2022	Fall 2023
Economics		0.2			0.2
<i>Annual % Change</i>					
English	0.3	0.3	0.8	1.0	2.5
<i>Annual % Change</i>		0%	200%	33%	150%
Fire Technology					0.4
<i>Annual % Change</i>					
Health	0.6	0.6	0.2	0.6	0.8
<i>Annual % Change</i>		0%	-67%	200%	33%
History					0.2
<i>Annual % Change</i>					
Kinesiology	0.1				
<i>Annual % Change</i>					
Library Science	0.1	0.2	0.0	0.1	0.1
<i>Annual % Change</i>		200%	-100%		0%
Mathematics			0.4		
<i>Annual % Change</i>					
Music	0.2	0.4	0.4	0.2	0.4
<i>Annual % Change</i>		100%	0%	-50%	100%
Philosophy		0.2	0.2	0.2	
<i>Annual % Change</i>			0%	0%	
Political Science	0.2	0.4	0.6	0.4	0.4
<i>Annual % Change</i>		100%	50%	-33%	0%
Psychology	0.6	0.4	0.6	0.6	0.4
<i>Annual % Change</i>		-33%	50%	0%	-33%
Sociology	0.2	0.2	0.2	0.2	0.6
<i>Annual % Change</i>		0%	0%	0%	200%
Spanish	0.2	0.9	0.6	0.4	0.9
<i>Annual % Change</i>		365%	-35%	-33%	133%
Statistics					0.7
<i>Annual % Change</i>					
Theater	0.2	0.2	0.4	0.4	0.2
<i>Annual % Change</i>		0%	100%	0%	-50%
<b>Division Total</b>	<b>3.5</b>	<b>5.3</b>	<b>5.5</b>	<b>5.9</b>	<b>11.0</b>
<i>Annual % Change</i>		<b>52%</b>	<b>3%</b>	<b>8%</b>	<b>85%</b>

Source: PeopleSoft LAC\_SRC\_SECTION\_LISTING\_INSTR query; LACCD Class Info and Grade Distribution file

Figure 4. 2 Academic Affairs Division FTES and FTES per FTEF, Fall Terms 2019-2023

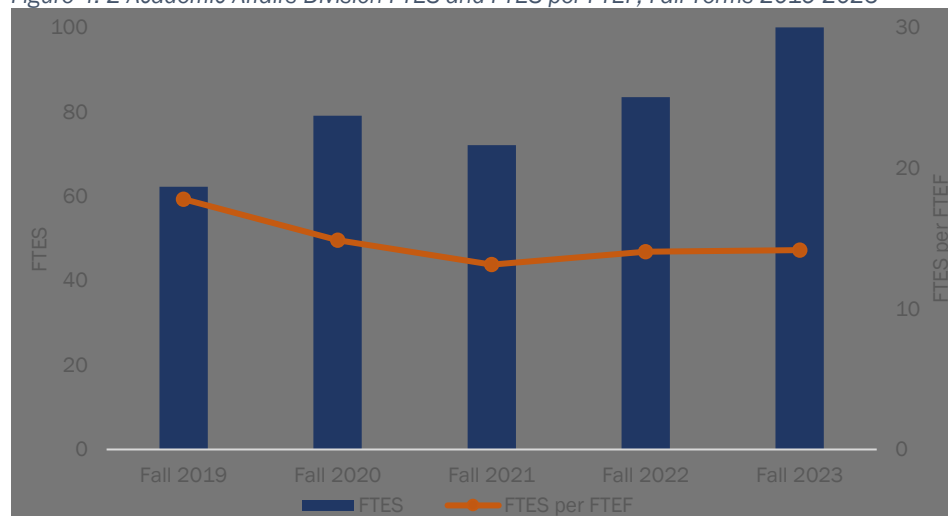


Table 4. 3 Academic Affairs Division FTES per FTEF by Discipline, Fall Terms 2019-2023

Academic Affairs Office	Full-Time Equivalent Student per Full-Time Equivalent Faculty				
	Fall 2019	Fall 2020	Fall 2021	Fall 2022	Fall 2023
Art		10.6		8.5	
<i>Annual % Change</i>					
Business					13.7
<i>Annual % Change</i>					
Chemistry			13.5		
<i>Annual % Change</i>					
Child Development	19.3	19.6	10.1	21.4	16.6
<i>Annual % Change</i>		2%	-48%	111%	-22%
Communication Studies	19.8	17.1		15.6	16.4
<i>Annual % Change</i>		-14%			5%
Computer Information Systems				17.9	
<i>Annual % Change</i>					
Counseling	20.9	19.6	17.4	13.5	13.9
<i>Annual % Change</i>		-7%	-11%	-23%	3%
Economics		15.0			9.6
<i>Annual % Change</i>					
English	10.0	5.0	11.4	11.6	10.5
<i>Annual % Change</i>		-50%	131%	2%	-10%
Fire Technology					20.1
<i>Annual % Change</i>					
Health	16.5	18.1	7.0	13.7	18.5
<i>Annual % Change</i>		9%	-61%	96%	35%
History					17.6
<i>Annual % Change</i>					
Kinesiology	44.0				
<i>Annual % Change</i>					
Library Science	14.4	21.0		23.2	12.0
<i>Annual % Change</i>		45%			-48%

Academic Affairs Office	Full-Time Equivalent Student per Full-Time Equivalent Faculty				
	Fall 2019	Fall 2020	Fall 2021	Fall 2022	Fall 2023
Mathematics <i>Annual % Change</i>			11.5		
Music <i>Annual % Change</i>	14.7	20.4 39%	23.0 13%	16.0 -30%	13.4 -16%
Philosophy <i>Annual % Change</i>		10.2	4.0 -61%	9.1 130%	
Political Science <i>Annual % Change</i>	23.0	11.3 -51%	6.8 -39%	10.8 58%	20.8 93%
Psychology <i>Annual % Change</i>	18.4	14.4 -21%	16.4 13%	14.5 -11%	15.2 4%
Sociology <i>Annual % Change</i>	13.9	18.2 31%	9.6 -47%	13.9 45%	14.5 5%
Spanish <i>Annual % Change</i>	14.7	12.5 -15%	14.8 18%	13.1 -11%	12.6 -4%
Statistics <i>Annual % Change</i>					15.0
Theater <i>Annual % Change</i>	11.8	5.9 -50%	13.9 135%	17.7 28%	10.8 -39%
<b>Division Total</b> <i>Annual % Change</i>	<b>17.8</b>	<b>14.9</b> <b>-16%</b>	<b>13.1</b> <b>-12%</b>	<b>14.1</b> <b>7%</b>	<b>14.2</b> <b>1%</b>

Source: PeopleSoft LAC\_SRC\_SECTION\_LISTING\_INSTR query; LACCD Class Info and Grade Distribution file

Figure 4. 3 Academic Affairs Division WSCH by Discipline, Fall Terms 2019-2023

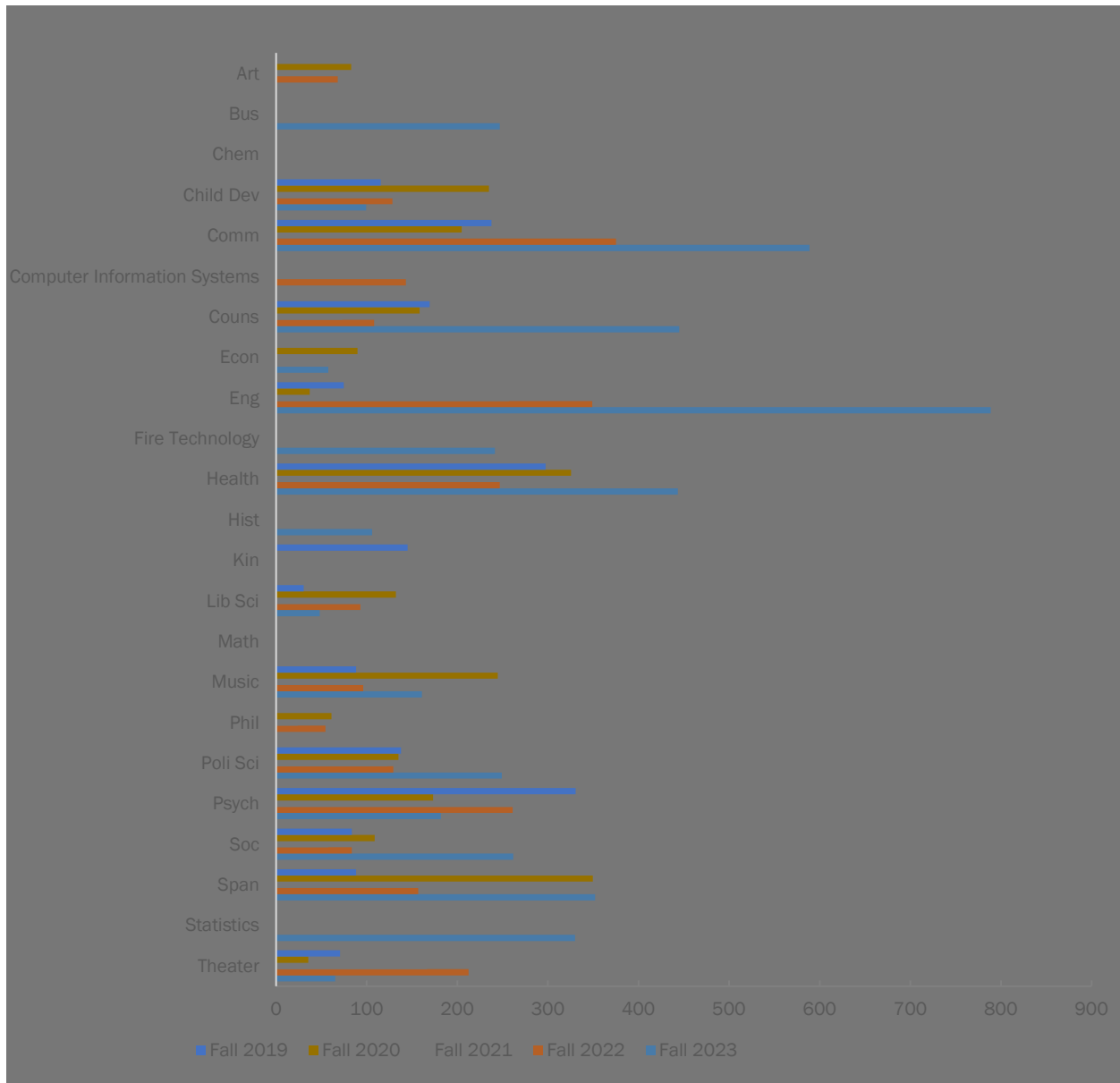


Figure 4. 4 Academic Affairs Division WSCH and WSCH per FTEF, Fall Terms 2019-2023

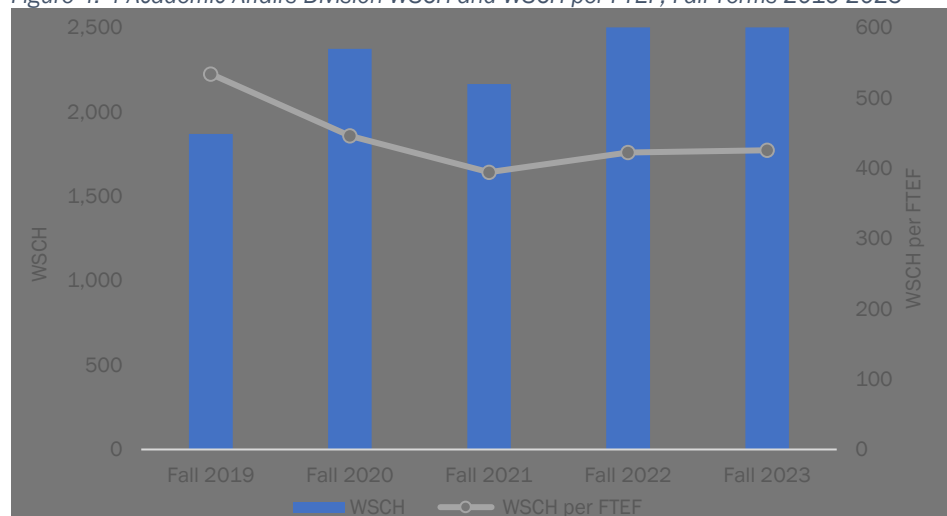


Figure 4. 5 Academic Affairs Division WSCH per FTEF by Discipline, Fall Terms 2019-2023

Academic Affairs Office	WSCH per FTEF				
	Fall 2019	Fall 2020	Fall 2021	Fall 2022	Fall 2023
Art		318.5		254.6	
<i>Annual % Change</i>					
Business					411.4
<i>Annual % Change</i>					
Chemistry			405.0		
<i>Annual % Change</i>					
Child Development	577.5	587.3	303.5	641.1	496.9
<i>Annual % Change</i>		2%	-48%	111%	-22%
Communication Studies	594.0	512.3		468.8	490.5
<i>Annual % Change</i>		-14%			5%
Computer Information Systems				536.7	
<i>Annual % Change</i>					
Counseling	627.8	586.7	522.9	405.0	417.1
<i>Annual % Change</i>		-7%	-11%	-23%	3%
Economics		448.5			288.5
<i>Annual % Change</i>					
English	298.8	148.8	343.2	348.9	315.5
<i>Annual % Change</i>		-50%	131%	2%	-10%
Fire Technology					603.4
<i>Annual % Change</i>					
Health	495.5	542.5	210.0	411.4	554.2
<i>Annual % Change</i>		9%	-61%	96%	35%
History					528.9
<i>Annual % Change</i>					
Kinesiology	1,320.0				
<i>Annual % Change</i>					
Library Science	432.9	628.6		697.2	359.8
<i>Annual % Change</i>		45%			-48%

Academic Affairs Office	WSCH per FTEF				
	Fall 2019	Fall 2020	Fall 2021	Fall 2022	Fall 2023
Mathematics <i>Annual % Change</i>			345.0		
Music <i>Annual % Change</i>	441.0	611.3 39%	690.0 13%	480.0 -30%	402.2 -16%
Philosophy <i>Annual % Change</i>		306.0	118.5 -61%	272.5 130%	
Political Science <i>Annual % Change</i>	688.5	337.5 -51%	205.0 -39%	323.2 58%	622.5 93%
Psychology <i>Annual % Change</i>	551.0	432.8 -21%	490.5 13%	435.0 -11%	454.5 4%
Sociology <i>Annual % Change</i>	417.0	544.5 31%	288.0 -47%	416.7 45%	436.3 5%
Spanish <i>Annual % Change</i>	441.0	375.8 -15%	442.5 18%	391.8 -11%	377.2 -4%
Statistics <i>Annual % Change</i>					449.9
Theater <i>Annual % Change</i>	352.5	177.0 -50%	416.3 135%	530.9 28%	325.3 -39%
<b>Division Total</b> <b><i>Annual % Change</i></b>	<b>533.9</b>	<b>446.1</b> <b>-16%</b>	<b>394.3</b> <b>-12%</b>	<b>422.1</b> <b>7%</b>	<b>425.4</b> <b>1%</b>

Source: PeopleSoft LAC\_SRC\_SECTION\_LISTING\_INSTR query; LACCD Class Info and Grade Distribution file