

Non-Credit Courses

Figure 4. 1 Non-Credit FTES, Fall Terms 2018-2022

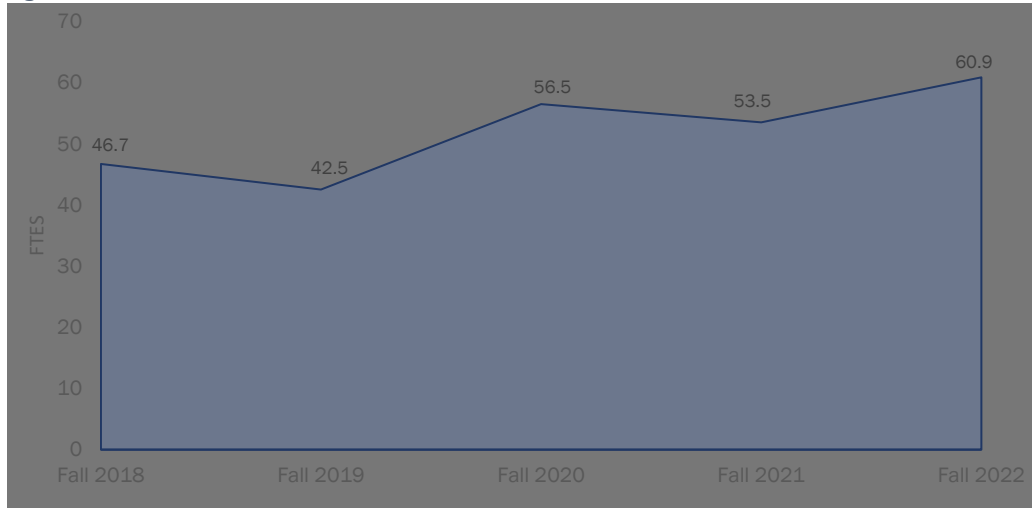


Table 4. 1 Non-Credit FTES by Discipline, Fall Terms 2018-2022

Non-Credit	Full-Time Equivalent Student (FTES)				
	Fall 2018	Fall 2019	Fall 2020	Fall 2021	Fall 2022
English As A Second Lan-Civics <i>Annual % Change</i>		1.2			
English Second Language - NC <i>Annual % Change</i>		14.1			
Supervised Learning Assistance <i>Annual % Change</i>	0.0		0.8	0.2 -73%	1.5 592%
Basic Skills <i>Annual % Change</i>	5.7	0.2 -96%	1.5 650%	0.8 -49%	5.2 584%
English Second Language - NC <i>Annual % Change</i>	17.3	4.9 -72%	25.2 413%	28.2 12%	26.8 -5%
Basic Skills <i>Annual % Change</i>	12.9	4.1 -68%	14.1 245%	7.6 -46%	13.7 80%
English As A Second Lan-Civics <i>Annual % Change</i>	0.0	1.2	1.0 -15%		0.9
Vocational Education <i>Annual % Change</i>	8.1	7.8 -3%	10.1 29%	9.8 -3%	8.4 -14%
Supervised Learning Assistance <i>Annual % Change</i>	0.0	5.8			
Older Adults <i>Annual % Change</i>	2.7	3.3 23%	3.8 16%	6.9 81%	4.5 -35%
Total <i>Annual % Change</i>	46.7	42.5 -9%	56.5 33%	53.5 -5%	60.9 14%

Source: PS LAC_SRC_SECTION_LISTING_INSTR query; LACCD Class Info and Grade Distribution file

Table 4. 2 Non-Credit FTEF by Discipline, Fall Terms 2018-2022

Non-Credit	Full-Time Equivalent Faculty (FTEF)				
	Fall 2018	Fall 2019	Fall 2020	Fall 2021	Fall 2022
English As A Second Lan-Civics <i>Annual % Change</i>		0.2			
English Second Language - NC <i>Annual % Change</i>		2.2			
Supervised Learning Assistance <i>Annual % Change</i>	0.0		0.0	0.0	0.0
Basic Skills <i>Annual % Change</i>	0.0	0.1 50%	0.2 200%	0.1 -67%	0.1 108%
English Second Language - NC <i>Annual % Change</i>	2.4	0.8 -65%	2.5 193%	2.1 -15%	2.4 14%
Basic Skills <i>Annual % Change</i>	1.4	1.3 -9%	1.3 2%	0.6 -51%	1.0 56%
English As A Second Lan-Civics <i>Annual % Change</i>	0.2	0.2 0%	0.3 8%		0.1
Vocational Education <i>Annual % Change</i>	0.6	1.5 143%	0.9 -37%	0.9 -3%	0.8 -9%
Supervised Learning Assistance <i>Annual % Change</i>	0.0	0.0			
Older Adults <i>Annual % Change</i>	0.0	0.0	0.0	0.0	0.0
Total <i>Annual % Change</i>	4.7	6.3 34%	5.1 -18%	3.7 -28%	4.5 22%

Source: PS LAC_SRC_SECTION_LISTING_INSTR query; LACCD Class Info and Grade Distribution file

Figure 4. 2 Non-Credit FTES and FTES per FTEF, Fall Terms 2018-2022

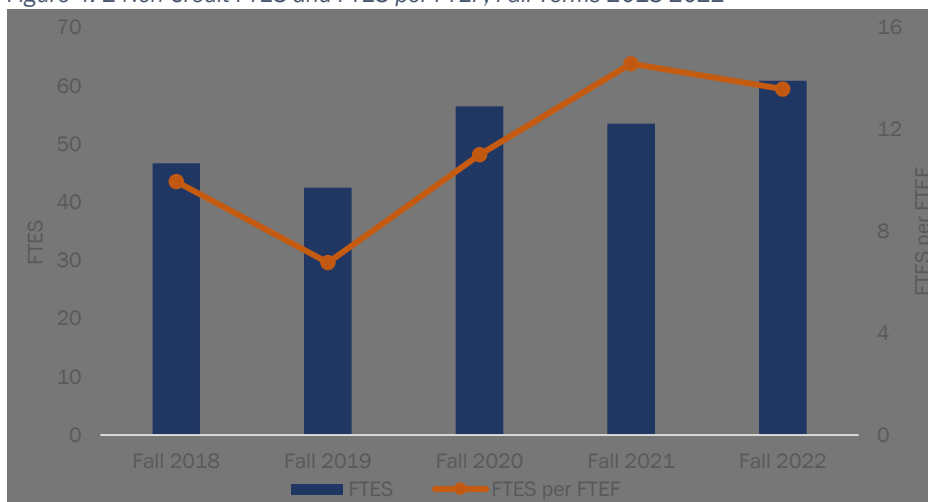


Table 4. 3 Non-Credit FTES per FTEF by Discipline, Fall Terms 2018-2022

Non-Credit	Full-Time Equivalent Student per Full-Time Equivalent Faculty				
	Fall 2018	Fall 2019	Fall 2020	Fall 2021	Fall 2022
English As A Second Lan-Civics <i>Annual % Change</i>		4.9			
English Second Language - NC <i>Annual % Change</i>		6.5			
Supervised Learning Assistance <i>Annual % Change</i>					34.8
Basic Skills <i>Annual % Change</i>	141.3	3.3	8.3	12.7	41.6
		-98%	150%	52%	228%
English Second Language - NC <i>Annual % Change</i>	7.2	5.9	10.3	13.6	11.3
		-19%	75%	32%	-17%
Basic Skills <i>Annual % Change</i>	9.2	3.2	10.8	11.9	13.7
		-65%	237%	10%	15%
English As A Second Lan-Civics <i>Annual % Change</i>	0.0	4.9	3.8		7.1
			-22%		
Vocational Education <i>Annual % Change</i>	13.5	5.4	10.9	11.0	10.3
		-60%	104%	1%	-6%
Supervised Learning Assistance <i>Annual % Change</i>					
Older Adults <i>Annual % Change</i>					
Total <i>Annual % Change</i>	10.0	6.8	11.0	14.6	13.6
		-32%	63%	32%	-7%

Source: PS LAC_SRC_SECTION_LISTING_INSTR query; LACCD Class Info and Grade Distribution file

Figure 4. 3 Non-Credit WSCH by Discipline, Fall Terms 2018-2022

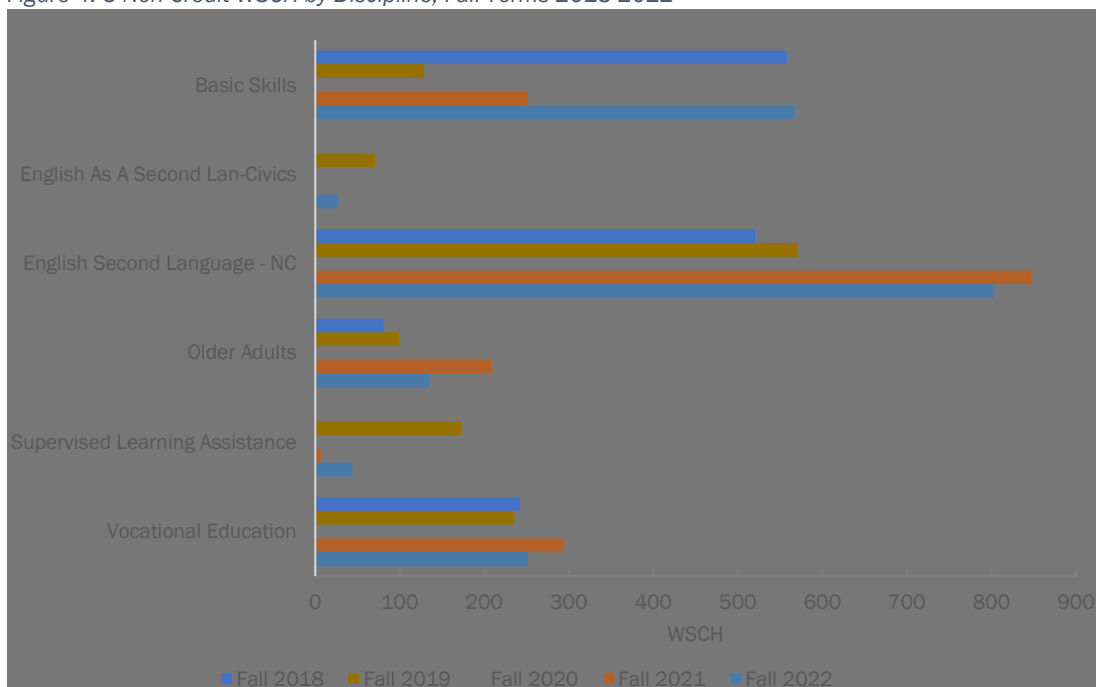


Table 4. 4 Non-Credit WSCH by Discipline, Fall Terms 2018-2022

Non-Credit	Weekly Student Contact Hours (WSCH)				
	Fall 2018	Fall 2019	Fall 2020	Fall 2021	Fall 2022
English As A Second Lan-Civics <i>Annual % Change</i>		35.1			
English Second Language - NC <i>Annual % Change</i>		422.7			
Supervised Learning Assistance <i>Annual % Change</i>	0.0		23.4	6.3 -73%	43.6 592%
Basic Skills <i>Annual % Change</i>	169.5	6.0 -96%	45.0 650%	22.8 -49%	156.0 584%
English Second Language - NC <i>Annual % Change</i>	520.2	147.6 -72%	756.6 413%	847.2 12%	802.9 -5%
Basic Skills <i>Annual % Change</i>	388.2	122.7 -68%	423.6 245%	228.3 -46%	411.4 80%
English As A Second Lan-Civics <i>Annual % Change</i>	0.0	35.4	30.0 -15%		26.7
Vocational Education <i>Annual % Change</i>	242.1	234.6 -3%	301.5 29%	293.7 -3%	251.2 -14%
Supervised Learning Assistance <i>Annual % Change</i>	0.0	172.5			
Older Adults <i>Annual % Change</i>	81.0	99.3 23%	114.9 16%	207.9 81%	134.7 -35%
Total <i>Annual % Change</i>	1,401.0	1,275.9 -9%	1,695.0 33%	1,606.2 -5%	1,826.4 14%

Source: PS LAC_SRC_SECTION_LISTING_INSTR query; LACCD Class Info and Grade Distribution file

Figure 4. 4 Non-Credit WSCH and WSCH per FTEF, Fall Terms 2018-2022

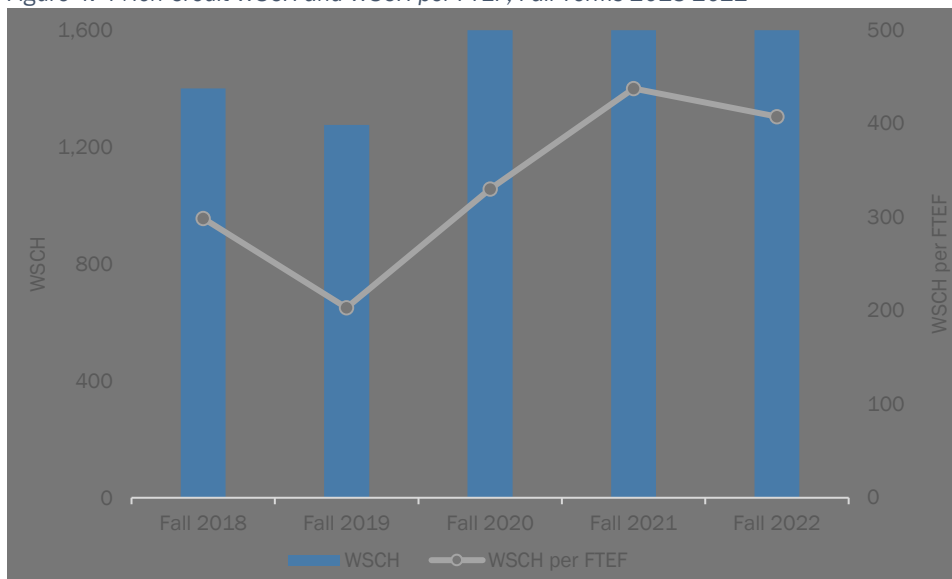


Table 4. 5 Non-Credit WSCH per FTEF by Discipline, Fall Terms 2018-2022

Non-Credit	WSCH per FTEF				
	Fall 2018	Fall 2019	Fall 2020	Fall 2021	Fall 2022
English As A Second Lan-Civics <i>Annual % Change</i>		146.3			
English Second Language - NC <i>Annual % Change</i>		195.7			
Supervised Learning Assistance <i>Annual % Change</i>					1,045.0
Basic Skills <i>Annual % Change</i>	4,237.5	100.0 -98%	250.0 150%	380.0 52%	1,248.0 228%
English Second Language - NC <i>Annual % Change</i>	216.8	175.7 -19%	307.6 75%	407.3 32%	338.0 -17%
Basic Skills <i>Annual % Change</i>	275.3	95.9 -65%	323.4 237%	356.7 10%	411.4 15%
English As A Second Lan-Civics <i>Annual % Change</i>	0.0	147.5	115.4 -22%		213.9
Vocational Education <i>Annual % Change</i>	403.5	160.7 -60%	327.7 104%	330.0 1%	309.1 -6%
Supervised Learning Assistance <i>Annual % Change</i>					
Older Adults <i>Annual % Change</i>					
Total <i>Annual % Change</i>	298.7	203.2 -32%	330.4 63%	437.7 32%	407.8 -7%

Source: PS LAC_SRC_SECTION_LISTING_INSTR query; LACCD Class Info and Grade Distribution file