

Kinesiology, Health and Wellness Division

Figure 4. 1 Kinesiology, Health and Wellness Division FTES, Fall Terms 2018-2022

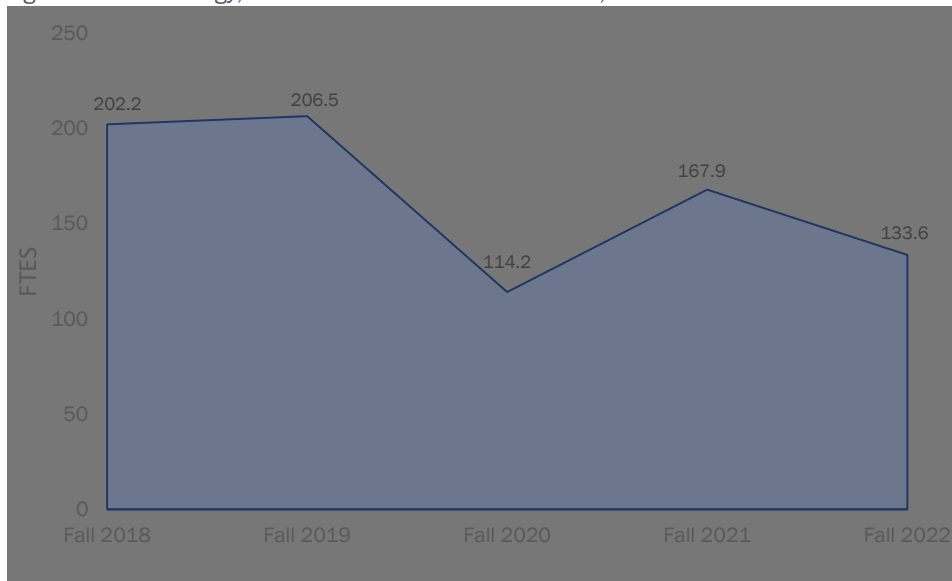


Table 4. 1 Kinesiology, Health and Wellness Division FTES by Discipline, Fall Terms 2018-2022

Kinesiology, Health and Wellness	Full-Time Equivalent Student (FTES)				
	Fall 2018	Fall 2019	Fall 2020	Fall 2021	Fall 2022
Dance Studies	3.7	3.7	3.6	2.8	2.1
<i>Annual % Change</i>		0%	-3%	-23%	-23%
Dance Techniques	2.4	2.0		0.9	0.7
<i>Annual % Change</i>		-17%			-26%
Health	68.1	64.0	43.5	39.6	40.4
<i>Annual % Change</i>		-6%	-32%	-9%	2%
Kinesiology	38.0	33.8	23.8	24.6	18.0
<i>Annual % Change</i>		-11%	-29%	3%	-27%
Kinesiology Athletics	76.6	93.3	35.4	87.7	64.1
<i>Annual % Change</i>		22%	-62%	148%	-27%
Kinesiology Major	13.4	9.7	7.9	12.3	8.3
<i>Annual % Change</i>		-27%	-19%	55%	-33%
Division Total	202.2	206.5	114.2	167.9	133.6
<i>Annual % Change</i>		2%	-45%	47%	-20%

Source: PS LAC_SRC_SECTION_LISTING_INSTR query; LACCD Class Info and Grade Distribution file

Table 4. 2 Health and Wellness Division FTEF by Discipline, Fall Terms 2018-2022

Kinesiology, Health and Wellness	Full-Time Equivalent Faculty (FTEF)				
	Fall 2018	Fall 2019	Fall 2020	Fall 2021	Fall 2022
Dance Studies	0.2	0.2	0.2	0.2	0.2
<i>Annual % Change</i>		0%	0%	0%	0%
Dance Techniques	0.1	0.1		0.1	0.1
<i>Annual % Change</i>		0%			3%

Kinesiology, Health and Wellness	Full-Time Equivalent Faculty (FTEF)				
	Fall 2018	Fall 2019	Fall 2020	Fall 2021	Fall 2022
Health	3.2	2.7	2.5	2.5	2.7
<i>Annual % Change</i>		-15%	-7%	0%	9%
Kinesiology	2.7	2.0	1.6	1.9	1.3
<i>Annual % Change</i>		-25%	-19%	16%	-29%
Kinesiology Athletics	1.0	0.7	1.9	4.4	3.4
<i>Annual % Change</i>		-34%	175%	137%	-22%
Kinesiology Major	0.6	0.6	0.2	0.6	0.6
<i>Annual % Change</i>		0%	-67%	200%	0%
Division Total	7.8	6.3	6.4	9.8	8.4
<i>Annual % Change</i>		-19%	1%	52%	-13%

Source: PS LAC_SRC_SECTION_LISTING_INSTR query; LACCD Class Info and Grade Distribution file

Figure 4. 2 Kinesiology, Health and Wellness Division FTES and FTES per FTEF, Fall Terms 2018-2022

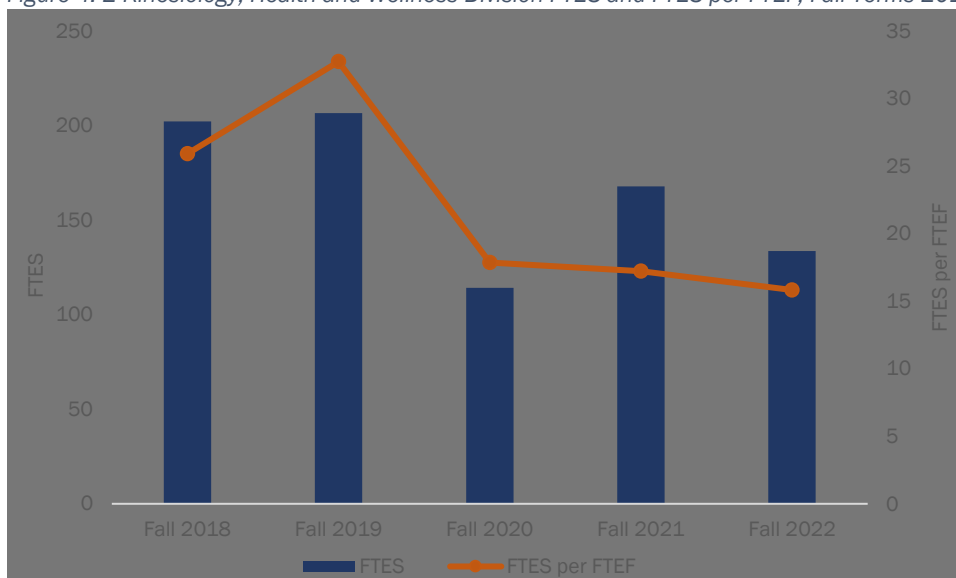


Table 4. 3 Health and Wellness Division FTES per FTEF by Discipline, Fall Terms 2018-2022

Kinesiology, Health and Wellness	Full-Time Equivalent Student per Full-Time Equivalent Faculty				
	Fall 2018	Fall 2019	Fall 2020	Fall 2021	Fall 2022
Dance Studies	18.7	18.7	18.2	13.9	10.7
<i>Annual % Change</i>		0%	-3%	-23%	-23%
Dance Techniques	21.5	17.8		7.2	5.2
<i>Annual % Change</i>		-17%			-28%
Health	21.5	23.7	17.4	15.8	14.8
<i>Annual % Change</i>		10%	-27%	-9%	-7%
Kinesiology	14.1	16.7	14.6	13.0	13.5
<i>Annual % Change</i>		19%	-13%	-11%	4%
Kinesiology Athletics	74.3	137.2	18.9	19.8	18.6
<i>Annual % Change</i>		85%	-86%	5%	-6%

Kinesiology, Health and Wellness	Full-Time Equivalent Student per Full-Time Equivalent Faculty				
	Fall 2018	Fall 2019	Fall 2020	Fall 2021	Fall 2022
Kinesiology Major	22.3	16.2	39.6	20.5	13.8
<i>Annual % Change</i>		-27%	144%	-48%	-33%
Division Total	25.9	32.7	17.8	17.2	15.8
<i>Annual % Change</i>		26%	-45%	-4%	-8%

Source: PS LAC_SRC_SECTION_LISTING_INSTR query; LACCD Class Info and Grade Distribution file

Figure 4. 3 Kinesiology, Health and Wellness Division WSCH by Discipline, Fall Terms 2018-2022

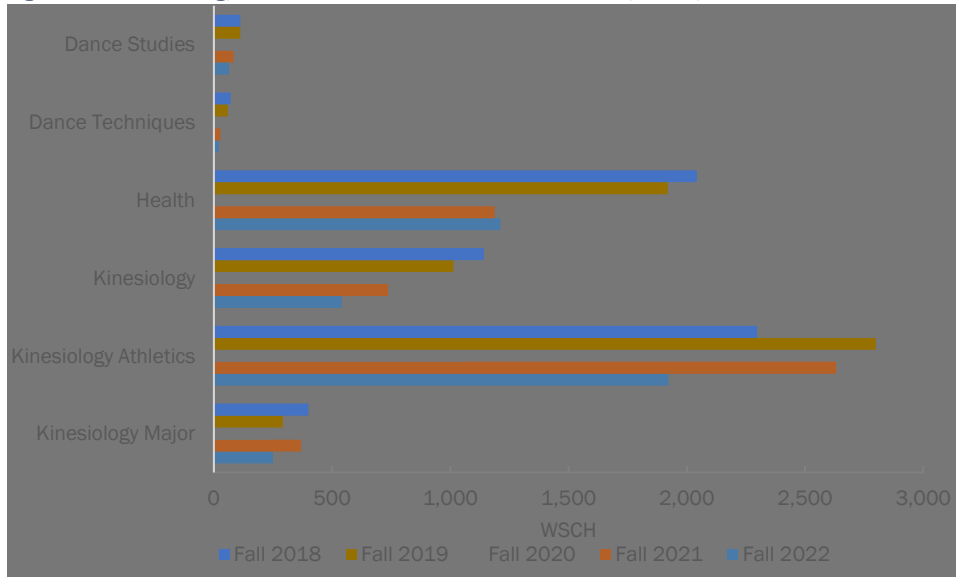


Table 4. 4 Health and Wellness Division WSCH by Discipline, Fall Terms 2018-2022

Kinesiology, Health and Wellness	Weekly Student Contact Hours (WSCH)				
	Fall 2018	Fall 2019	Fall 2020	Fall 2021	Fall 2022
Dance Studies	112.2	112.2	108.9	83.4	64.1
<i>Annual % Change</i>		0%	-3%	-23%	-23%
Dance Techniques	71.1	58.8		28.2	20.7
<i>Annual % Change</i>		-17%			-26%
Health	2,042.4	1,918.8	1,303.5	1,187.4	1,211.9
<i>Annual % Change</i>		-6%	-32%	-9%	2%
Kinesiology	1,140.9	1,013.4	714.6	737.4	540.9
<i>Annual % Change</i>		-11%	-29%	3%	-27%
Kinesiology Athletics	2,297.4	2,799.0	1,061.4	2,630.7	1,922.1
<i>Annual % Change</i>		22%	-62%	148%	-27%
Kinesiology Major	400.5	291.9	237.6	369.0	249.0
<i>Annual % Change</i>		-27%	-19%	55%	-33%
Division Total	6,064.5	6,194.1	3,426.0	5,036.1	4,008.8
<i>Annual % Change</i>		2%	-45%	47%	-20%

Source: PS LAC_SRC_SECTION_LISTING_INSTR query; LACCD Class Info and Grade Distribution file

Figure 4. 4 Kinesiology, Health and Wellness Division WSCH and WSCH per FTEF, Fall Terms 2018-2022

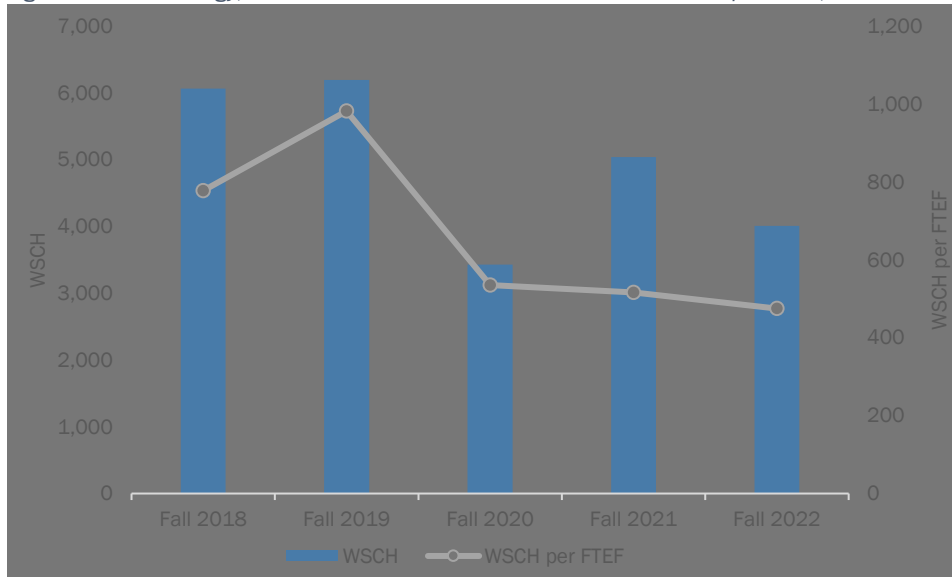


Table 4. 5 Health and Wellness Division WSCH per FTEF by Discipline, Fall Terms 2018-2022

Kinesiology, Health and Wellness	WSCH per FTEF				
	Fall 2018	Fall 2019	Fall 2020	Fall 2021	Fall 2022
Dance Studies	561.0	561.0	544.5	417.0	320.6
<i>Annual % Change</i>		0%	-3%	-23%	-23%
Dance Techniques	646.4	534.5		216.9	155.6
<i>Annual % Change</i>		-17%			-28%
Health	646.3	710.7	521.4	475.0	443.4
<i>Annual % Change</i>		10%	-27%	-9%	-7%
Kinesiology	422.6	501.7	438.4	390.2	405.6
<i>Annual % Change</i>		19%	-13%	-11%	4%
Kinesiology Athletics	2,230.5	4,116.2	567.6	593.8	558.0
<i>Annual % Change</i>		85%	-86%	5%	-6%
Kinesiology Major	667.5	486.5	1,188.0	615.0	415.0
<i>Annual % Change</i>		-27%	144%	-48%	-33%
Division Total	777.5	981.6	535.3	516.5	474.7
<i>Annual % Change</i>		26%	-45%	-4%	-8%

Source: PS LAC_SRC_SECTION_LISTING_INSTR query; LACCD Class Info and Grade Distribution file