

Health Sciences/Nursing Division

Figure 4. 1 Health Sciences/Nursing Division FTES, Fall Terms 2018-2022

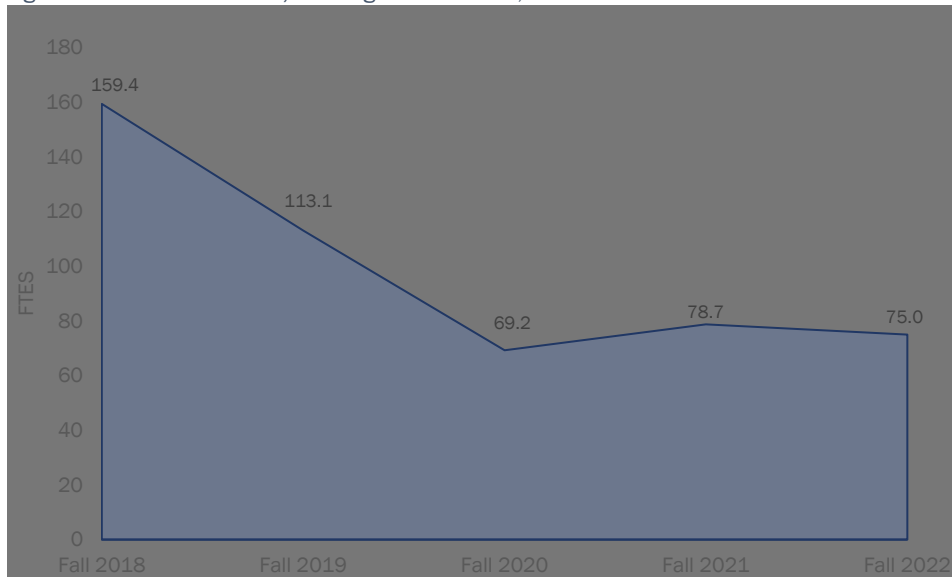


Table 4. 1 Health Sciences/Nursing Division FTES by Discipline, Fall Terms 2018-2022

Full-Time Equivalent Student (FTES)					
Health Sciences/Nursing	Fall 2018	Fall 2019	Fall 2020	Fall 2021	Fall 2022
Emergency Department Assistant		6.9		5.6	3.1
<i>Annual % Change</i>					-43%
Health Occupations	3.4				
<i>Annual % Change</i>					
Nursing	155.9	106.1	69.2	73.1	71.9
<i>Annual % Change</i>		-32%	-35%	6%	-2%
Division Total	159.4	113.1	69.2	78.7	75.0
<i>Annual % Change</i>		-29%	-39%	14%	-5%

Source: PS LAC_SRC_SECTION_LISTING_INSTR query; LACCD Class Info and Grade Distribution file

Table 4. 2 Health Sciences/Nursing Division FTEF by Discipline, Fall Terms 2018-2022

Full-Time Equivalent Faculty (FTEF)					
Health Sciences/Nursing	Fall 2018	Fall 2019	Fall 2020	Fall 2021	Fall 2022
Emergency Department Assistant		0.6		0.6	0.6
<i>Annual % Change</i>					1%
Health Occupations	0.1				
<i>Annual % Change</i>					
Nursing	15.8	14.2	11.9	12.6	13.3
<i>Annual % Change</i>		-10%	-16%	6%	5%
Division Total	15.9	14.7	11.9	13.2	13.8
<i>Annual % Change</i>		-8%	-19%	10%	5%

Source: PS LAC_SRC_SECTION_LISTING_INSTR query; LACCD Class Info and Grade Distribution file

Figure 4. 2 Health Sciences/Nursing Division FTES and FTES per FTEF, Fall Terms 2018-2022

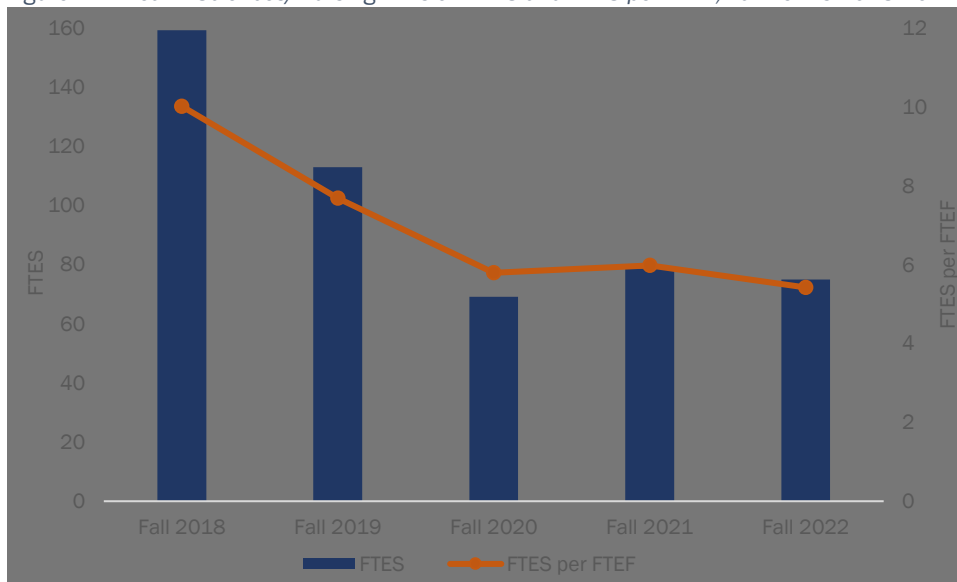


Table 4. 3 Health Sciences/Nursing Division FTES per FTEF by Discipline, Fall Terms 2018-2022

Full-Time Equivalent Student per Full-Time Equivalent Faculty					
Health Sciences/Nursing	Fall 2018	Fall 2019	Fall 2020	Fall 2021	Fall 2022
Emergency Department Assistant <i>Annual % Change</i>		12.6		10.1	5.7 -44%
Health Occupations <i>Annual % Change</i>	24.5				
Nursing <i>Annual % Change</i>	9.9	7.5 -24%	5.8 -23%	5.8 0%	5.4 -7%
Division Total <i>Annual % Change</i>	10.0	7.7 -23%	5.8 -25%	6.0 3%	5.4 -9%

Source: PS LAC_SRC_SECTION_LISTING_INSTR query; LACCD Class Info and Grade Distribution file

Figure 4. 3 Health Sciences/Nursing Division WSCH by Discipline, Fall Terms 2018-2022

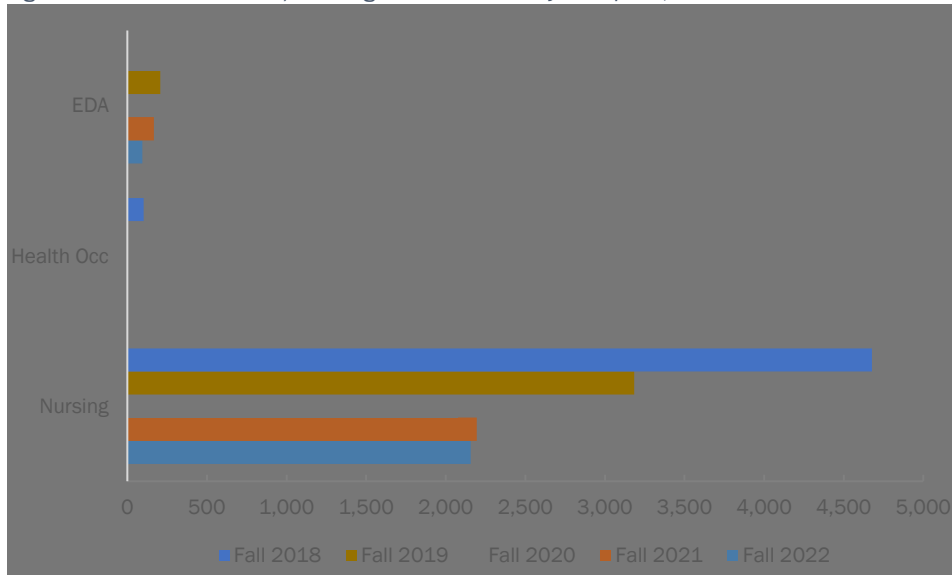


Table 4. 4 Health Sciences/Nursing Division WSCH by Discipline, Fall Terms 2018-2022

Weekly Student Contact Hours (WSCH)					
Health Sciences/Nursing	Fall 2018	Fall 2019	Fall 2020	Fall 2021	Fall 2022
Emergency Department Assistant <i>Annual % Change</i>		207.6		166.8	94.3 -43%
Health Occupations <i>Annual % Change</i>	102.9				
Nursing <i>Annual % Change</i>	4,678.2	3,184.2 -32%	2,076.6 -35%	2,194.2 6%	2,156.0 -2%
Division Total <i>Annual % Change</i>	4,781.1	3,391.8 -29%	2,076.6 -39%	2,361.0 14%	2,250.2 -5%

Source: PS LAC_SRC_SECTION_LISTING_INSTR query; LACCD Class Info and Grade Distribution file

Figure 4. 4 Health Sciences/Nursing Division WSCH and WSCH per FTEF, Fall Terms 2018-2022

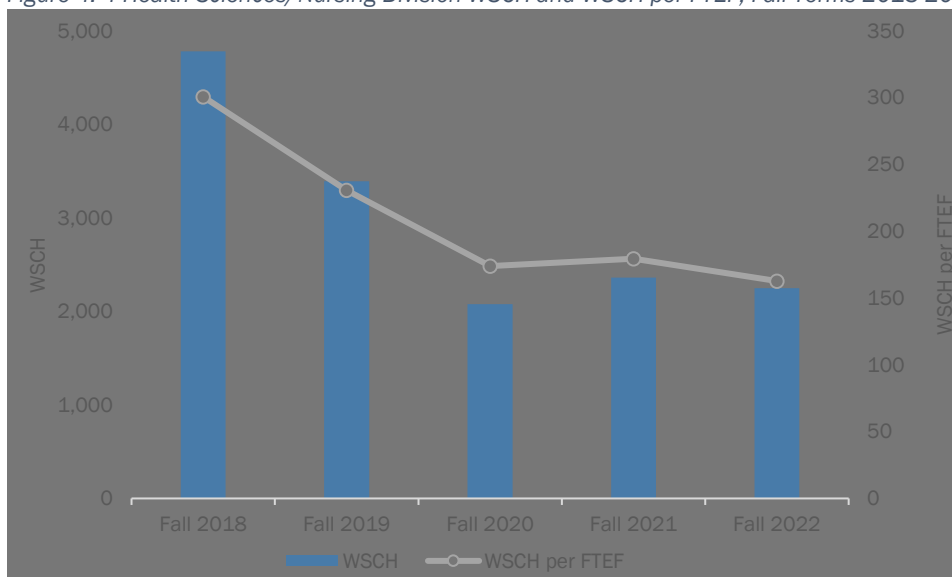


Table 4. 5 Health Sciences/Nursing Division WSCH per FTEF by Discipline, Fall Terms 2018-2022

Health Sciences/Nursing	WSCH per FTEF				
	Fall 2018	Fall 2019	Fall 2020	Fall 2021	Fall 2022
Emergency Department Assistant <i>Annual % Change</i>		377.5		303.3	169.7 -44%
Health Occupations <i>Annual % Change</i>	735.0				
Nursing <i>Annual % Change</i>	296.8	225.0 -24%	173.9 -23%	174.0 0%	162.5 -7%
Division Total <i>Annual % Change</i>	300.7	230.7 -23%	173.9 -25%	179.4 3%	162.8 -9%

Source: PS LAC_SRC_SECTION_LISTING_INSTR query; LACCD Class Info and Grade Distribution file