

Communications Division

Figure 4. 1 Communications Division FTES, Fall Terms 2018-2022

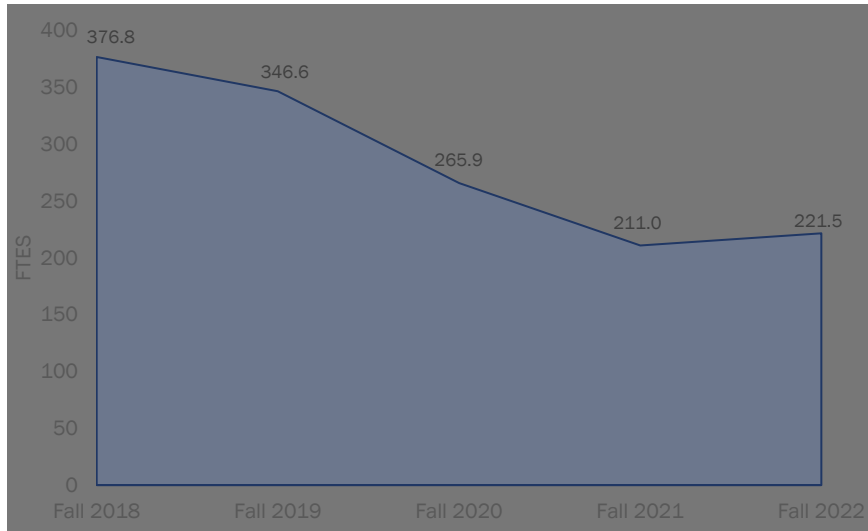


Table 4. 1 Communications Division FTES by Discipline, Fall Terms 2018-2022

Communications	Full-Time Equivalent Student (FTES)				
	Fall 2018	Fall 2019	Fall 2020	Fall 2021	Fall 2022
Developmental Communications	16.6	4.6	0.0	0.0	0.0
<i>Annual % Change</i>		-72%	-100%		
English	270.5	270.3	188.6	158.1	176.9
<i>Annual % Change</i>		0%	-30%	-16%	12%
English As A Second Language	3.4	1.8	0.9	0.0	0.0
<i>Annual % Change</i>		-47%	-49%	-100%	
French	6.3	9.9	11.5	5.3	6.4
<i>Annual % Change</i>		57%	16%	-53%	19%
Japanese	4.2	2.3	3.5	3.9	2.5
<i>Annual % Change</i>		-45%	54%	10%	-36%
Journalism	7.7	6.5	7.6	4.8	4.5
<i>Annual % Change</i>		-15%	17%	-38%	-5%
Public Relations	1.5	1.6	0.9	1.0	0.0
<i>Annual % Change</i>		7%	-47%	18%	-100%
Spanish	61.8	48.0	52.0	37.0	31.3
<i>Annual % Change</i>		-22%	8%	-29%	-15%
Division Total	376.8	346.6	265.9	211.0	221.5
<i>Annual % Change</i>		-8%	-23%	-21%	5%

Source: PS LAC_SRC_SECTION_LISTING_INSTR query; LACCD Class Info and Grade Distribution file

Table 4. 2 Communications Division FTEF by Discipline, Fall Terms 2018-2022

Communications	Full-Time Equivalent Faculty (FTEF)				
	Fall 2018	Fall 2019	Fall 2020	Fall 2021	Fall 2022
Developmental Communications <i>Annual % Change</i>	0.8	0.8	0.0	0.0	0.0
English <i>Annual % Change</i>	20.5	18.9	17.2	14.0	15.1
English As A Second Language <i>Annual % Change</i>	0.5	0.3	0.7	0.0	0.0
French <i>Annual % Change</i>	0.7	1.3	1.3	1.0	1.2
Japanese <i>Annual % Change</i>	0.3	0.3	0.3	0.3	0.3
Journalism <i>Annual % Change</i>	0.9	0.9	0.9	0.9	0.7
Public Relations <i>Annual % Change</i>	0.2	0.2	0.2	0.2	0.0
Spanish <i>Annual % Change</i>	4.0	3.6	3.6	3.0	3.0
Division Total <i>Annual % Change</i>	28.4	26.6	23.8	20.1	20.3

Source: PS LAC_SRC_SECTION_LISTING_INSTR query; LACCD Class Info and Grade Distribution file

Figure 4. 2 Communications Division FTES and FTES per FTEF, Fall Terms 2018-2022

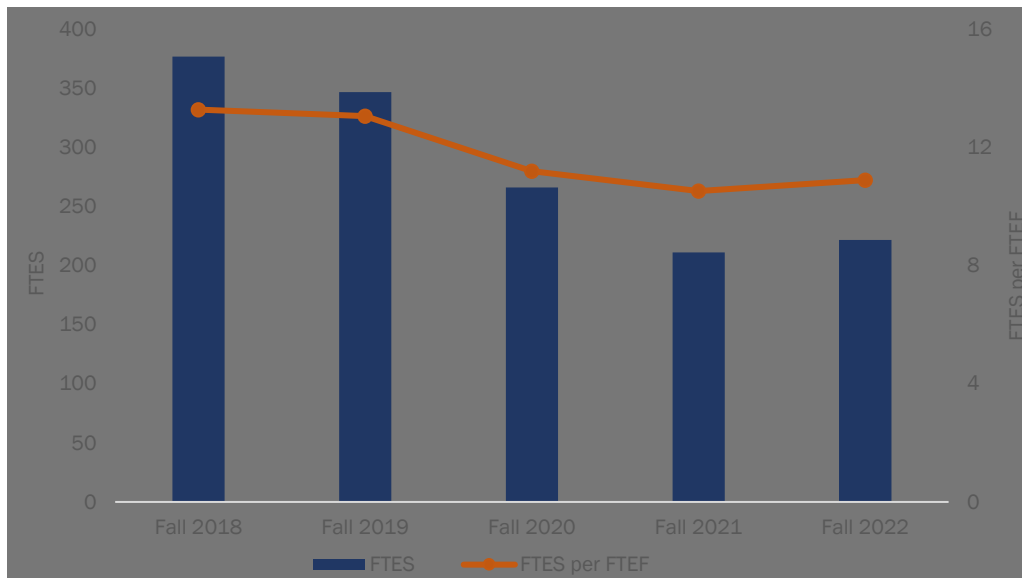


Table 4. 3 Communications Division FTES per FTEF by Discipline, Fall Terms 2018-2022

Communications	Full-Time Equivalent Student per Full-Time Equivalent Faculty				
	Fall 2018	Fall 2019	Fall 2020	Fall 2021	Fall 2022
Developmental Communications <i>Annual % Change</i>	20.0	6.2			
		-69%			
English <i>Annual % Change</i>	13.2	14.3	11.0	11.3	11.7
		8%	-23%	3%	4%
English As A Second Language <i>Annual % Change</i>	8.2	6.8	7.3	1.3	
		-17%	6%	-82%	
French <i>Annual % Change</i>	9.5	7.5	8.7	5.4	5.3
		-21%	16%	-38%	-2%
Japanese <i>Annual % Change</i>	12.6	6.9	10.7	11.7	7.4
		-45%	54%	10%	-37%
Journalism <i>Annual % Change</i>	8.8	7.5	8.8	5.5	6.2
		-15%	17%	-38%	13%
Public Relations <i>Annual % Change</i>	7.5	8.0	4.3	5.0	
		7%	-47%	18%	
Spanish <i>Annual % Change</i>	15.3	13.2	14.3	12.4	10.4
		-14%	8%	-13%	-16%
Division Total <i>Annual % Change</i>	13.3	13.1	11.2	10.5	10.9
		-2%	-14%	-6%	3%

Source: PS LAC_SRC_SECTION_LISTING_INSTR query; LACCD Class Info and Grade Distribution file

Figure 4. 3 Communications Division WSCH by Discipline, Fall Terms 2018-2022

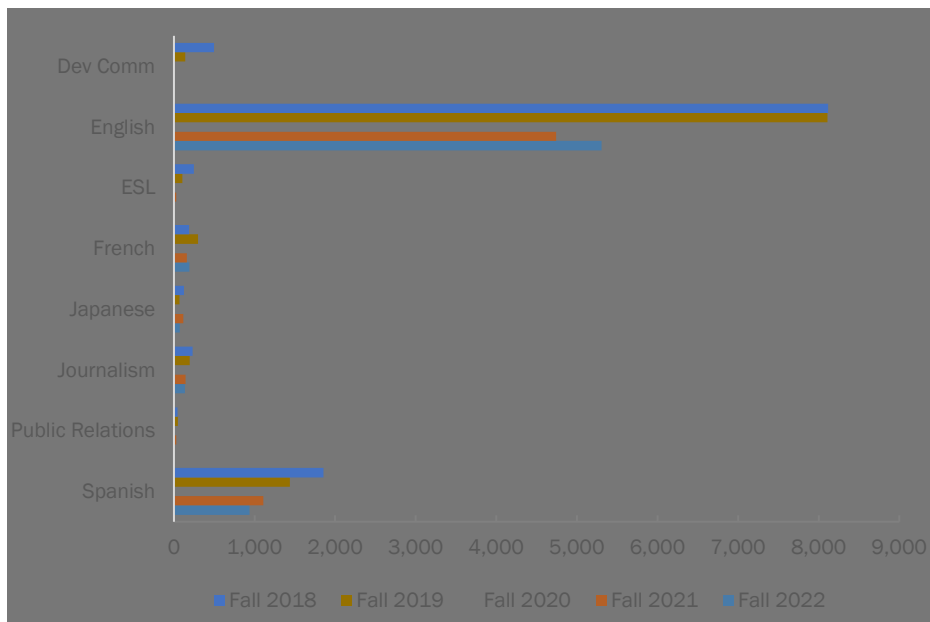


Table 4. 4 Communications Division WSCH by Discipline, Fall Terms 2018-2022

Communications	Weekly Student Contact Hours (WSCH)				
	Fall 2018	Fall 2019	Fall 2020	Fall 2021	Fall 2022
Developmental Communications <i>Annual % Change</i>	497.7	139.2 -72%	0.0 -100%	0.0	0.0
English <i>Annual % Change</i>	8,115.3	8,107.5 0%	5,659.2 -30%	4,743.6 -16%	5,306.0 12%
English As A Second Language <i>Annual % Change</i>	102.6	54.6 -47%	27.9 -49%	0.0 -100%	0.0
French <i>Annual % Change</i>	188.7	297.0 57%	344.4 16%	160.2 -53%	191.0 19%
Japanese <i>Annual % Change</i>	124.8	68.7 -45%	105.6 54%	116.1 10%	73.9 -36%
Journalism <i>Annual % Change</i>	230.1	194.7 -15%	228.6 17%	142.8 -38%	135.7 -5%
Public Relations <i>Annual % Change</i>	44.7	48.0 7%	25.5 -47%	30.0 18%	0.0 -100%
Spanish <i>Annual % Change</i>	1,854.6	1,438.8 -22%	1,559.4 8%	1,109.7 -29%	939.8 -15%
Division Total <i>Annual % Change</i>	11,302.5	10,396.5 -8%	7,977.3 -23%	6,330.3 -21%	6,646.4 5%

Source: PS LAC_SRC_SECTION_LISTING_INSTR query; LACCD Class Info and Grade Distribution file

Figure 4. 4 Communications Division WSCH and WSCH per FTEF, Fall Terms 2018-2022

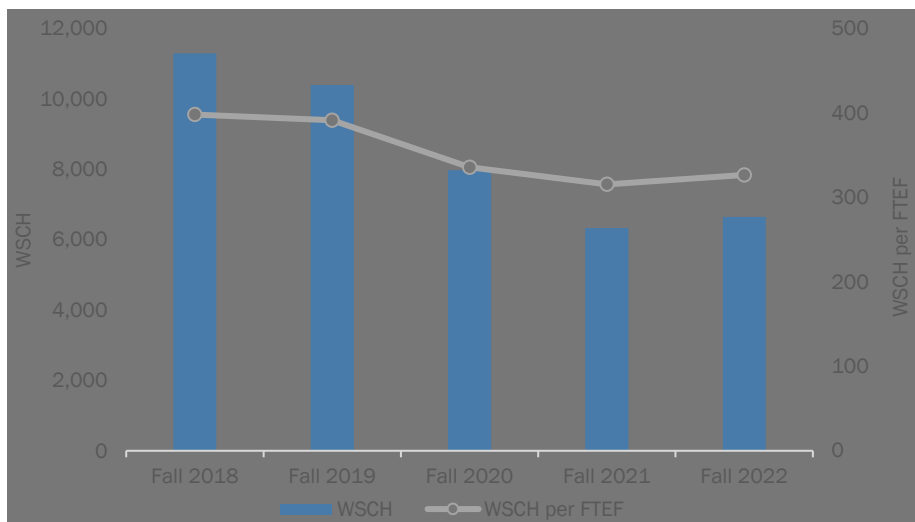


Table 4. 5 Communications Division WSCH per FTEF by Discipline, Fall Terms 2018-2022

Communications	WSCH per FTEF				
	Fall 2018	Fall 2019	Fall 2020	Fall 2021	Fall 2022
Developmental Communications <i>Annual % Change</i>	599.6	185.6 -69%			
English <i>Annual % Change</i>	396.6	428.1 8%	330.0 -23%	339.1 3%	351.8 4%
English As A Second Language <i>Annual % Change</i>	246.6	205.2 -17%	218.4 6%	39.9 -82%	
French <i>Annual % Change</i>	285.9	225.0 -21%	260.9 16%	161.8 -38%	159.2 -2%
Japanese <i>Annual % Change</i>	378.2	208.2 -45%	320.0 54%	351.8 10%	221.8 -37%
Journalism <i>Annual % Change</i>	264.5	223.8 -15%	262.8 17%	164.1 -38%	185.1 13%
Public Relations <i>Annual % Change</i>	223.5	240.0 7%	127.5 -47%	150.0 18%	
Spanish <i>Annual % Change</i>	460.2	395.3 -14%	428.4 8%	372.4 -13%	313.3 -16%
Division Total <i>Annual % Change</i>	398.3	391.6 -2%	335.7 -14%	315.6 -6%	326.6 3%

Source: PS LAC_SRC_SECTION_LISTING_INSTR query; LACCD Class Info and Grade Distribution file