

Academic Affairs Division

Figure 4. 1 Academic Affairs Division FTES, Fall Terms 2018-2022

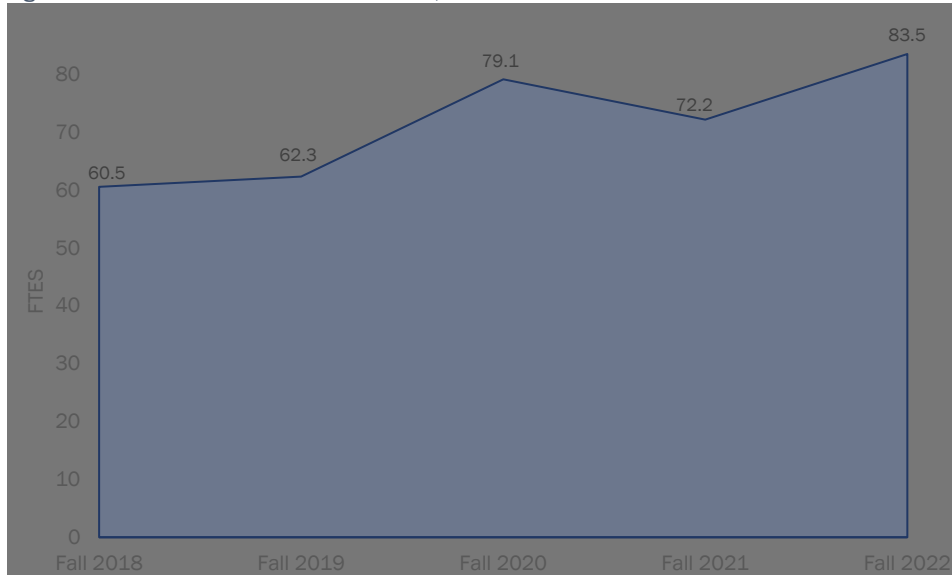


Table 4. 1 Academic Affairs Division FTES by Discipline, Fall Terms 2018-2022

Academic Affairs Office	Full-Time Equivalent Student (FTES)				
	Fall 2018	Fall 2019	Fall 2020	Fall 2021	Fall 2022
Art			2.8		2.3
<i>Annual % Change</i>					
Chemistry				5.4	
<i>Annual % Change</i>					
Child Development	1.8	3.9	7.8	6.1	4.3
<i>Annual % Change</i>		112%	103%	-22%	-30%
Communication Studies		7.9	6.8		12.5
<i>Annual % Change</i>			-14%		
Computer Information Systems					4.8
<i>Annual % Change</i>					
Counseling	1.9	5.7	5.3	2.4	3.6
<i>Annual % Change</i>		191%	-7%	-54%	48%
Economics			3.0		
<i>Annual % Change</i>					
English	0.7	2.5	1.2	8.6	11.6
<i>Annual % Change</i>		236%	-50%	592%	36%
Health	6.4	9.9	10.9	1.4	8.2
<i>Annual % Change</i>		55%	9%	-87%	488%
History	4.1				
<i>Annual % Change</i>					
Kinesiology		4.8			
<i>Annual % Change</i>					
Learning Foundation	11.1				
<i>Annual % Change</i>					
Learning Skills	2.4				
<i>Annual % Change</i>					

Academic Affairs Office	Full-Time Equivalent Student (FTES)				
	Fall 2018	Fall 2019	Fall 2020	Fall 2021	Fall 2022
Library Science	1.0	1.0	4.4	3.4	3.1
<i>Annual % Change</i>		1%	336%	-22%	-10%
Mathematics				4.6	
<i>Annual % Change</i>					
Music		2.9	8.2	9.2	3.2
<i>Annual % Change</i>			177%	13%	-65%
Philosophy			2.0	0.8	1.8
<i>Annual % Change</i>				-61%	130%
Political Science	8.6	4.6	4.5	4.1	4.3
<i>Annual % Change</i>		-47%	-2%	-9%	5%
Psychology	15.6	11.0	5.8	9.8	8.7
<i>Annual % Change</i>		-29%	-48%	70%	-11%
Sociology	3.4	2.8	3.6	1.9	2.8
<i>Annual % Change</i>		-19%	31%	-47%	45%
Spanish	3.5	2.9	11.7	8.9	5.2
<i>Annual % Change</i>		-16%	296%	-24%	-41%
Theater		2.4	1.2	5.6	7.1
<i>Annual % Change</i>			-50%	370%	28%
Division Total	60.5	62.3	79.1	72.2	83.5
<i>Annual % Change</i>		3%	27%	-9%	16%

Source: PS LAC_SRC_SECTION_LISTING_INSTR query; LACCD Class Info and Grade Distribution file

Table 4. 2 Academic Affairs Division FTEF by Discipline, Fall Terms 2018-2022

Academic Affairs Office	Full-Time Equivalent Faculty (FTEF)				
	Fall 2018	Fall 2019	Fall 2020	Fall 2021	Fall 2022
Art			0.3		0.3
<i>Annual % Change</i>					
Chemistry				0.4	
<i>Annual % Change</i>					
Child Development	0.2	0.2	0.4	0.6	0.2
<i>Annual % Change</i>		0%	100%	50%	-67%
Communication Studies		0.4	0.4		0.8
<i>Annual % Change</i>			0%		
Computer Information Systems					0.3
<i>Annual % Change</i>					
Counseling	0.1	0.3	0.3	0.1	0.3
<i>Annual % Change</i>		93%	0%	-48%	91%
Economics			0.2		
<i>Annual % Change</i>					
English	0.3	0.3	0.3	0.8	1.0
<i>Annual % Change</i>		0%	0%	200%	33%
Health	0.6	0.6	0.6	0.2	0.6
<i>Annual % Change</i>		0%	0%	-67%	200%

Academic Affairs Office	Full-Time Equivalent Faculty (FTEF)				
	Fall 2018	Fall 2019	Fall 2020	Fall 2021	Fall 2022
History <i>Annual % Change</i>	0.2				
Kinesiology <i>Annual % Change</i>		0.1			
Learning Foundation <i>Annual % Change</i>	0.5				
Learning Skills <i>Annual % Change</i>	0.1				
Library Science <i>Annual % Change</i>	0.1	0.1	0.2	0.0	0.1
Mathematics <i>Annual % Change</i>				0.4	
Music <i>Annual % Change</i>		0.2	0.4	0.4	0.2
Philosophy <i>Annual % Change</i>			0.2	0.2	0.2
Political Science <i>Annual % Change</i>	0.4	0.2	0.4	0.6	0.4
Psychology <i>Annual % Change</i>	0.8	0.6	0.4	0.6	0.6
Sociology <i>Annual % Change</i>	0.2	0.2	0.2	0.2	0.2
Spanish <i>Annual % Change</i>	0.2	0.2	0.9	0.6	0.4
Theater <i>Annual % Change</i>		0.2	0.2	0.4	0.4
Division Total <i>Annual % Change</i>	3.6	3.5	5.3	5.5	5.9

Source: PS LAC_SRC_SECTION_LISTING_INSTR query; LACCD Class Info and Grade Distribution file

Figure 4. 2 Academic Affairs Division FTES and FTES per FTEF, Fall Terms 2018-2022

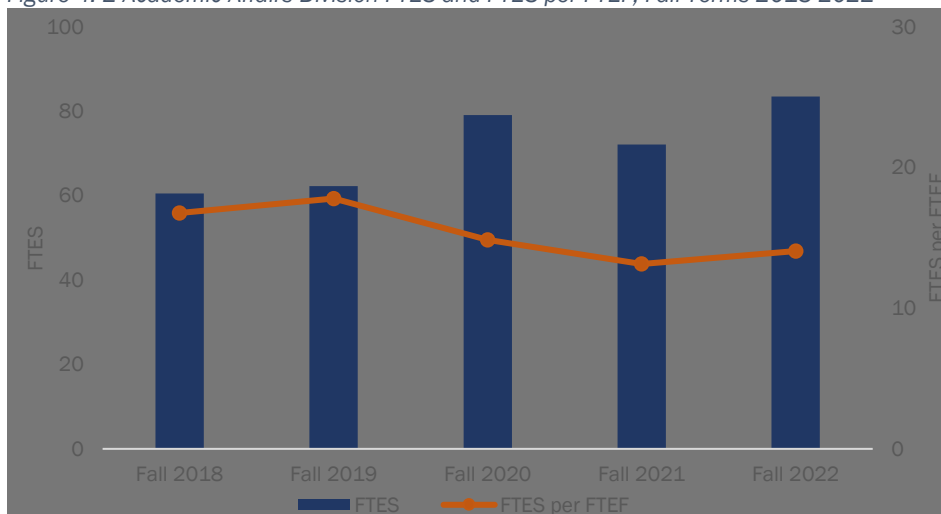


Table 4. 3 Academic Affairs Division FTEF per FTEF by Discipline, Fall Terms 2018-2022

Academic Affairs Office	Full-Time Equivalent Student per Full-Time Equivalent Faculty				
	Fall 2018	Fall 2019	Fall 2020	Fall 2021	Fall 2022
Art <i>Annual % Change</i>			10.6		8.5
Chemistry <i>Annual % Change</i>				13.5	
Child Development <i>Annual % Change</i>	9.1	19.3	19.6	10.1	21.4
Communication Studies <i>Annual % Change</i>		19.8	17.1		15.6
Computer Information Systems <i>Annual % Change</i>					17.9
Counseling <i>Annual % Change</i>	13.9	20.9	19.6	17.4	13.5
Economics <i>Annual % Change</i>			15.0		
English <i>Annual % Change</i>	3.0	10.0	5.0	11.4	11.6
Health <i>Annual % Change</i>	10.7	16.5	18.1	7.0	13.7
History <i>Annual % Change</i>	20.3				
Kinesiology <i>Annual % Change</i>		44.0			
Learning Foundation <i>Annual % Change</i>	23.2				
Learning Skills <i>Annual % Change</i>	33.6				
Library Science <i>Annual % Change</i>	14.3	14.4	21.0		23.2
Mathematics <i>Annual % Change</i>				11.5	
Music <i>Annual % Change</i>		14.7	20.4	23.0	16.0
Philosophy <i>Annual % Change</i>			10.2	4.0	9.1
Political Science <i>Annual % Change</i>	21.5	23.0	11.3	6.8	10.8
Psychology <i>Annual % Change</i>	19.5	18.4	14.4	16.4	14.5
Sociology <i>Annual % Change</i>	17.1	13.9	18.2	9.6	13.9
Spanish <i>Annual % Change</i>	17.6	14.7	12.5	14.8	13.1
Theater <i>Annual % Change</i>		11.8	5.9	13.9	17.7
Division Total <i>Annual % Change</i>	16.8	17.8	14.9	13.1	14.1

Source: PS LAC_SRC_SECTION_LISTING_INSTR query; LACCD Class Info and Grade Distribution file

Table 4. 4 Academic Affairs Division WSCH by Discipline, Fall Terms 2018-2022

Academic Affairs Office	Weekly Student Contact Hours (WSCH)				
	Fall 2018	Fall 2019	Fall 2020	Fall 2021	Fall 2022
Art <i>Annual % Change</i>			82.8		67.9
Chemistry <i>Annual % Change</i>				162.0	
Child Development <i>Annual % Change</i>	54.6	115.5 112%	234.9 103%	182.1 -22%	128.2 -30%
Communication Studies <i>Annual % Change</i>		237.6	204.9 -14%		375.1
Computer Information Systems <i>Annual % Change</i>					143.1
Counseling <i>Annual % Change</i>	58.2	169.5 191%	158.4 -7%	73.2 -54%	108.1 48%
Economics <i>Annual % Change</i>			89.7		
English <i>Annual % Change</i>	22.2	74.7 236%	37.2 -50%	257.4 592%	348.9 36%
Health <i>Annual % Change</i>	192.3	297.3 55%	325.5 9%	42.0 -87%	246.8 488%
History <i>Annual % Change</i>	121.8				
Kinesiology <i>Annual % Change</i>		145.2			
Learning Foundation <i>Annual % Change</i>	333.6				
Learning Skills <i>Annual % Change</i>	70.5				
Library Science <i>Annual % Change</i>	30.0	30.3 1%	132.0 336%	103.2 -22%	93.0 -10%
Mathematics <i>Annual % Change</i>				138.0	
Music <i>Annual % Change</i>		88.2	244.5 177%	276.0 13%	96.0 -65%
Philosophy <i>Annual % Change</i>			61.2	23.7 -61%	54.5 130%
Political Science <i>Annual % Change</i>	258.0	137.7 -47%	135.0 -2%	123.0 -9%	129.3 5%
Psychology <i>Annual % Change</i>	466.8	330.6 -29%	173.1 -48%	294.3 70%	261.0 -11%
Sociology <i>Annual % Change</i>	102.6	83.4 -19%	108.9 31%	57.6 -47%	83.3 45%
Spanish <i>Annual % Change</i>	105.3	88.2 -16%	349.5 296%	265.5 -24%	156.7 -41%
Theater <i>Annual % Change</i>		70.5	35.4 -50%	166.5 370%	212.3 28%
Division Total <i>Annual % Change</i>	1,815.9	1,868.7 3%	2,373.0 27%	2,164.5 -9%	2,504.3 16%

Source: PS LAC_SRC_SECTION_LISTING_INSTR query; LACCD Class Info and Grade Distribution file

Figure 4. 3 Academic Affairs Division WSCH and WSCH per FTEF, Fall Terms 2018-2022

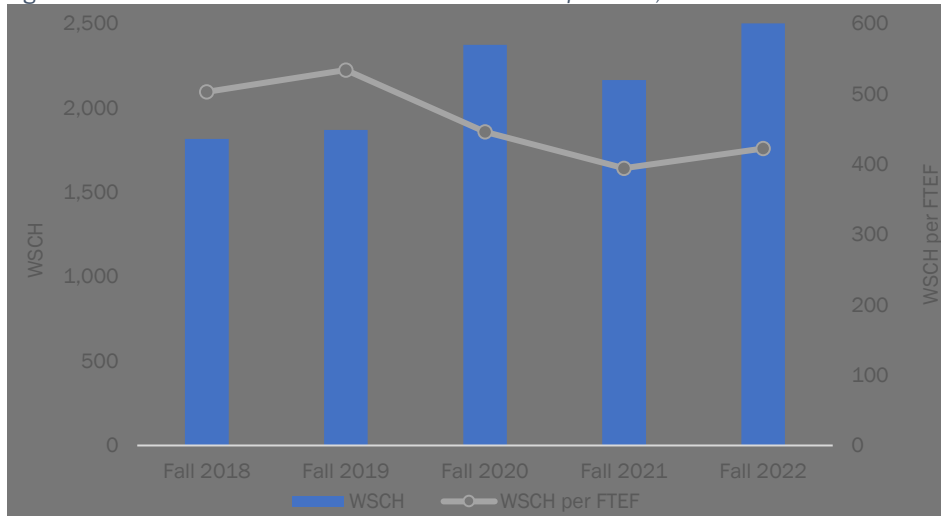


Table 4. 5 Academic Affairs Division WSCH per FTEF by Discipline, Fall Terms 2018-2022

Academic Affairs Office	WSCH per FTEF				
	Fall 2018	Fall 2019	Fall 2020	Fall 2021	Fall 2022
Art			318.5		254.6
<i>Annual % Change</i>					
Chemistry				405.0	
<i>Annual % Change</i>					
Child Development	273.0	577.5	587.3	303.5	641.1
<i>Annual % Change</i>		112%	2%	-48%	111%
Communication Studies		594.0	512.3		468.8
<i>Annual % Change</i>			-14%		
Computer Information Systems					536.7
<i>Annual % Change</i>					
Counseling	415.7	627.8	586.7	522.9	405.0
<i>Annual % Change</i>		51%	-7%	-11%	-23%
Economics			448.5		
<i>Annual % Change</i>					
English	88.8	298.8	148.8	343.2	348.9
<i>Annual % Change</i>		236%	-50%	131%	2%
Health	320.5	495.5	542.5	210.0	411.4
<i>Annual % Change</i>		55%	9%	-61%	96%
History	609.0				
<i>Annual % Change</i>					
Kinesiology		1,320.0			
<i>Annual % Change</i>					
Learning Foundation	695.0				
<i>Annual % Change</i>					
Learning Skills	1,007.1				
<i>Annual % Change</i>					
Library Science	428.6	432.9	628.6		697.2
<i>Annual % Change</i>		1%	45%		

Academic Affairs Office	WSCH per FTEF				
	Fall 2018	Fall 2019	Fall 2020	Fall 2021	Fall 2022
Mathematics <i>Annual % Change</i>				345.0	
Music <i>Annual % Change</i>		441.0	611.3	690.0	480.0
			39%	13%	-30%
Philosophy <i>Annual % Change</i>			306.0	118.5	272.5
				-61%	130%
Political Science <i>Annual % Change</i>	645.0	688.5	337.5	205.0	323.2
		7%	-51%	-39%	58%
Psychology <i>Annual % Change</i>	583.5	551.0	432.8	490.5	435.0
		-6%	-21%	13%	-11%
Sociology <i>Annual % Change</i>	513.0	417.0	544.5	288.0	416.7
		-19%	31%	-47%	45%
Spanish <i>Annual % Change</i>	526.5	441.0	375.8	442.5	391.8
		-16%	-15%	18%	-11%
Theater <i>Annual % Change</i>		352.5	177.0	416.3	530.9
			-50%	135%	28%
Division Total <i>Annual % Change</i>	503.0	533.9	446.1	394.3	422.1
		6%	-16%	-12%	7%

Source: PS LAC_SRC_SECTION_LISTING_INSTR query; LACCD Class Info and Grade Distribution file