

Health Sciences/Nursing Division

Figure 4. 1 Health Sciences/Nursing Division FTES, Fall Terms 2019-2023

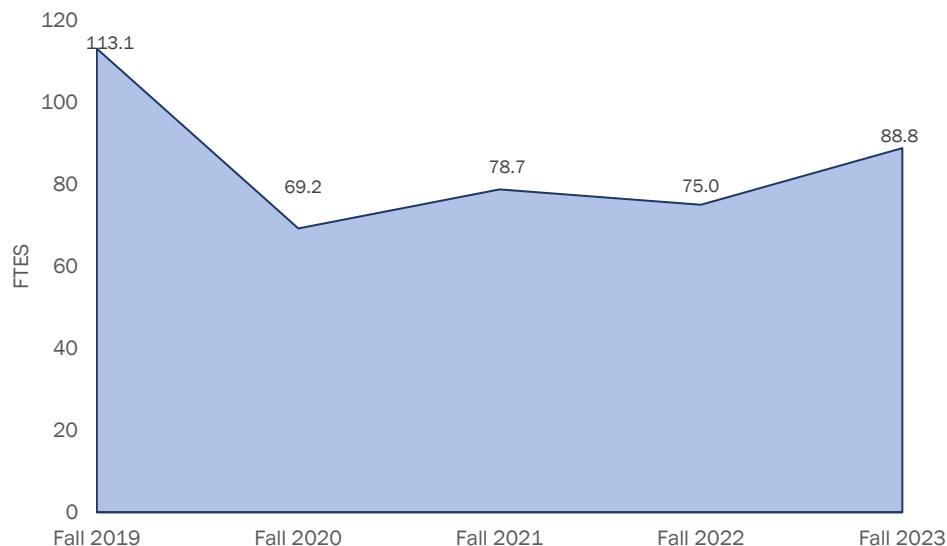


Table 4. 1 Health Sciences/Nursing Division FTES by Discipline, Fall Terms 2019-2023

Health Sciences/Nursing	Full-Time Equivalent Student (FTES)				
	Fall 2019	Fall 2020	Fall 2021	Fall 2022	Fall 2023
Emergency Department Assistant	6.9		5.6	3.1	5.7
<i>Annual % Change</i>				-43%	80%
Nursing	106.1	69.2	73.1	71.9	83.1
<i>Annual % Change</i>		-35%	6%	-2%	16%
Division Total	113.1	69.2	78.7	75.0	88.8
<i>Annual % Change</i>		-39%	14%	-5%	18%

Source: PeopleSoft LAC_SRC_SECTION_LISTING_INSTR query; LACCD Class Info and Grade Distribution file

Table 4. 2 Health Sciences/Nursing Division FTEF by Discipline, Fall Terms 2019-2023

Health Sciences/Nursing	Full-Time Equivalent Faculty (FTEF)				
	Fall 2019	Fall 2020	Fall 2021	Fall 2022	Fall 2023
Emergency Department Assistant	0.6		0.6	0.6	0.6
<i>Annual % Change</i>				1%	0%
Nursing	14.2	11.9	12.6	13.3	15.5
<i>Annual % Change</i>		-16%	6%	5%	17%
Division Total	14.7	11.9	13.2	13.8	16.1
<i>Annual % Change</i>		-19%	10%	5%	16%

Source: PeopleSoft LAC_SRC_SECTION_LISTING_INSTR query; LACCD Class Info and Grade Distribution file

Figure 4. 2 Health Sciences/Nursing Division FTES and FTES per FTEF, Fall Terms 2019-2023

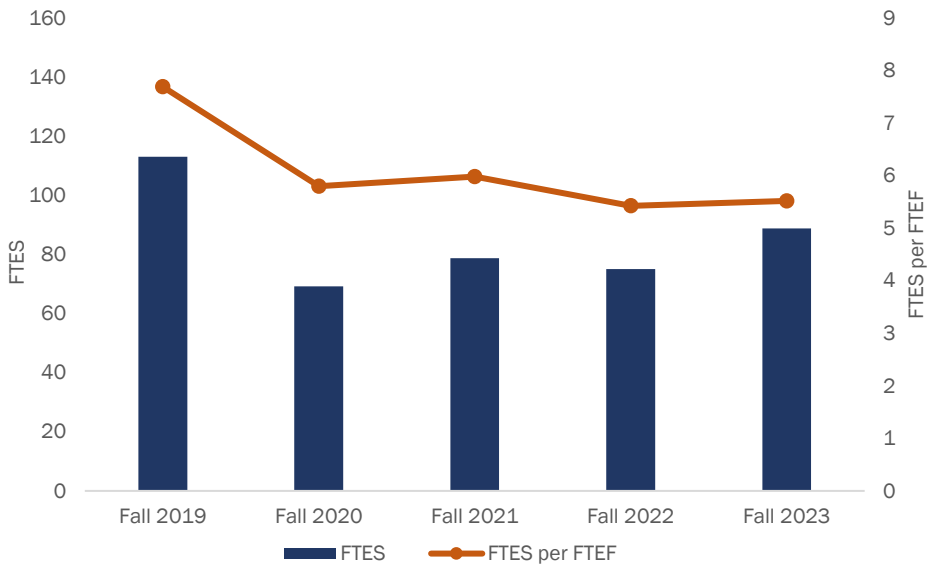


Table 4. 3 Health Sciences/Nursing Division FTES per FTEF by Discipline, Fall Terms 2019-2023

Health Sciences/Nursing	Full-Time Equivalent Student per Full-Time Equivalent Faculty				
	Fall 2019	Fall 2020	Fall 2021	Fall 2022	Fall 2023
Emergency Department Assistant	12.6		10.1	5.7	10.2
<i>Annual % Change</i>				-44%	80%
Nursing	7.5	5.8	5.8	5.4	5.4
<i>Annual % Change</i>		-23%	0%	-7%	-1%
Division Total	7.7	5.8	6.0	5.4	5.5
<i>Annual % Change</i>		-25%	3%	-9%	2%

Source: PeopleSoft LAC_SRC_SECTION_LISTING_INSTR query; LACCD Class Info and Grade Distribution file

Figure 4. 3 Health Sciences/Nursing Division WSCH by Discipline, Fall Terms 2019-2023

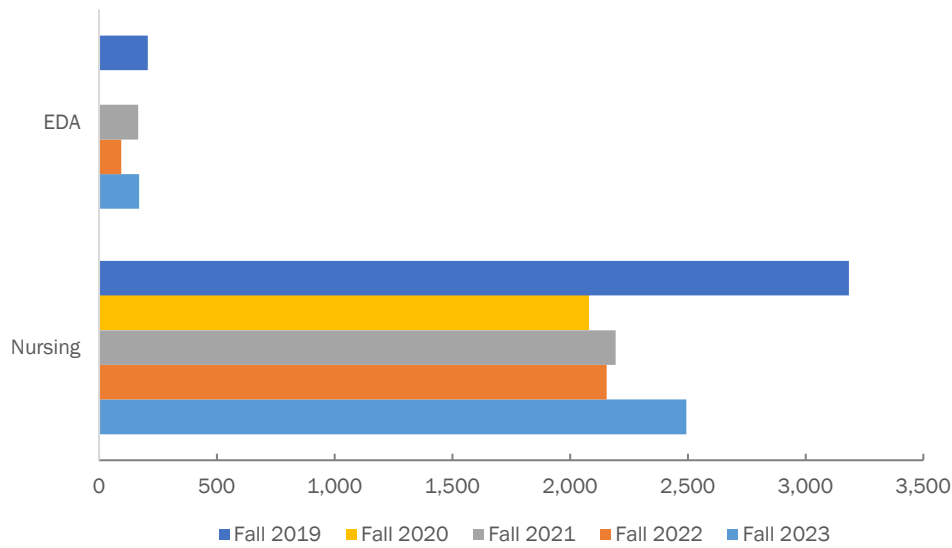


Table 4. 4 Health Sciences/Nursing Division WSCH by Discipline, Fall Terms 2019-2023

Health Sciences/Nursing	Weekly Student Contact Hours (WSCH)				
	Fall 2019	Fall 2020	Fall 2021	Fall 2022	Fall 2023
Emergency Department Assistant <i>Annual % Change</i>	207.6		166.8	94.3 -43%	169.7 80%
Nursing <i>Annual % Change</i>	3,184.2	2,076.6 -35%	2,194.2 6%	2,156.0 -2%	2,494.2 16%
Division Total <i>Annual % Change</i>	3,391.8	2,076.6 -39%	2,361.0 14%	2,250.2 -5%	2,663.9 18%

Source: PeopleSoft LAC_SRC_SECTION_LISTING_INSTR query; LACCD Class Info and Grade Distribution file

Figure 4. 4 Health Sciences/Nursing Division WSCH and WSCH per FTEF, Fall Terms 2019-2023

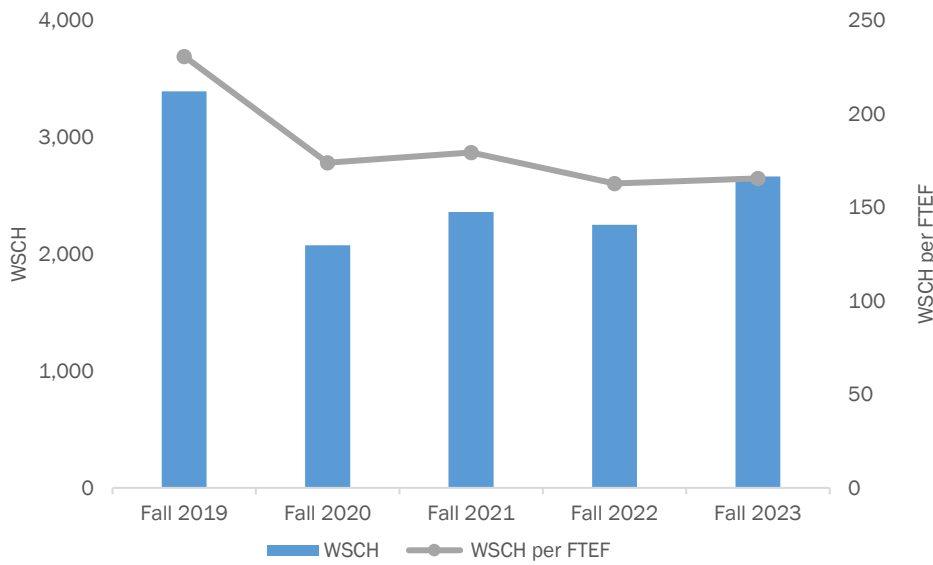


Table 4. 5 Health Sciences/Nursing Division WSCH per FTEF by Discipline, Fall Terms 2019-2023

Health Sciences/Nursing	WSCH per FTEF				
	Fall 2019	Fall 2020	Fall 2021	Fall 2022	Fall 2023
Emergency Department Assistant	377.5		303.3	169.7	305.5
<i>Annual % Change</i>				-44%	80%
Nursing	225.0	173.9	174.0	162.5	160.6
<i>Annual % Change</i>		-23%	0%	-7%	-1%
Division Total	230.7	173.9	179.4	162.8	165.6
<i>Annual % Change</i>		-25%	3%	-9%	2%

Source: PeopleSoft LAC_SRC_SECTION_LISTING_INSTR query; LACCD Class Info and Grade Distribution file