

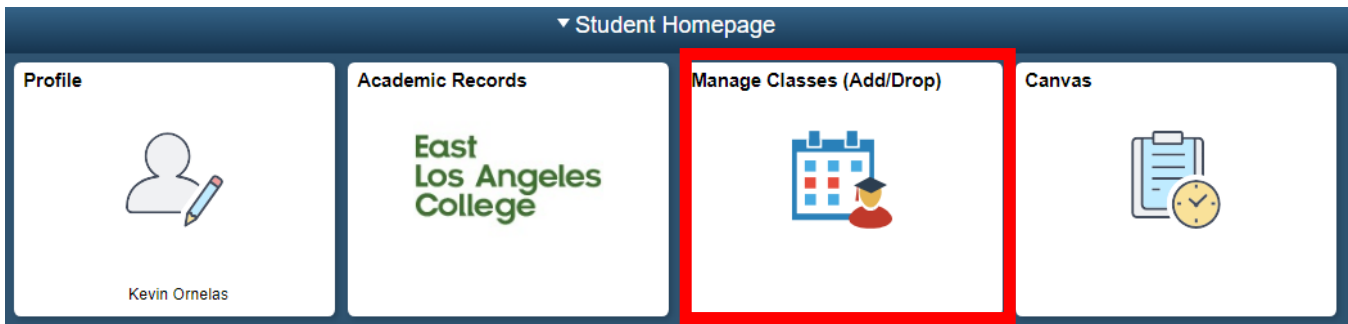


ELAC WSRC

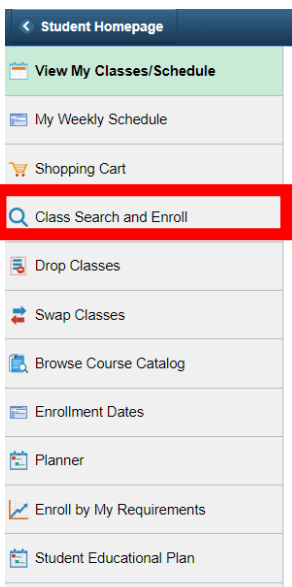
WELCOME & SUPPORT RESOURCE CENTER

东洛杉矶学院：如何添加课程

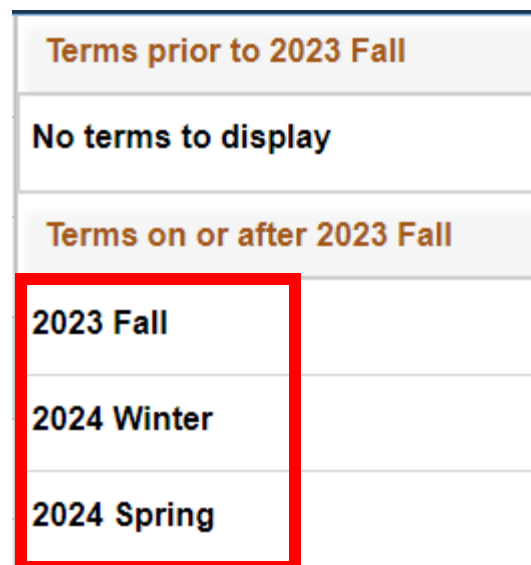
1. 登录你的学生账户：<https://mycollege.laccd.edu>
2. 点击 “Manage Classes (Add/Drop)”



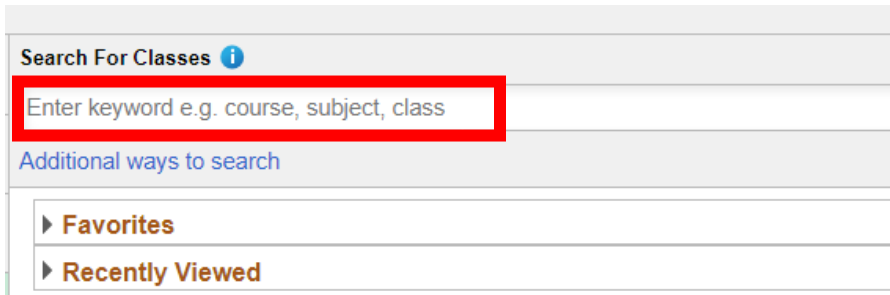
3. 之后在左侧点击 “Class Search and Enroll”:



4. 点击你想要添加课程的学期（如右侧所示）:



5. 在搜索栏输入你想要添加课程的名称，例如: English 101



8. 就会出现搜索结果

View Search Results

1 Course with keyword: ENGLISH 101

Open Classes Only (x) West Los Angeles College (x) Clear All

ENGLISH 101
College Reading And Composition I
5 Class Options Available

9. 根据自己的时间安排选择合适的上课时间

▼ Class Selection

Select a class option ⓘ Selected Filters 4 options

Option	Status	Session	Class	Days and Times	Modality	Instructor	Seats
1	Open	Other	Class# 10453 - Section S01 - LEC	10 HR 30 Min /Wk TBA	Southwest-ON LINE	Stephanie Arms	Open Seats of 40
			01/02/2024 - 02/04/2024				>

10. 点击右上角黄色“Next”按钮

11. 点击右上角” green “Accept”按钮

12. 点击右上角 green “Submit”按钮

13. 如果您看到有个绿色打勾的标记，代表您已经成功注册这节课。 但是如果您在左上角看到红色交叉的标记，请联系我们获得更进一步的帮助。

欢迎中心联系方式:

地点: E1-189

电话: 323.780.6800

邮箱: welcomecenter@elac.edu