



To apply to the CARE program for FALL 2020, please follow these easy steps:

**STEP 1:**

Submit an EOPS Application (click [HERE](#) for link)

**STEP 2:**

Qualify for the EOPS Program and attend an EOPS Orientation.

**STEP 3:**

Obtain a Verification of Benefits print out form from the Department of Social Services Website

**STEP 4:**

Submit a copy of the Verification of Benefits form to the CARE email address: [elac-care@laccd.edu](mailto:elac-care@laccd.edu) by August 21st.

**STEP 5:**

Submit a current class schedule for Fall 2020 and attend a CARE Orientation by August 21st. The class schedule must be submitted prior to attending the CARE Orientation.

**APPLY TO  
BECOME A  
SINGLE PARENT  
SCHOLAR!**



**YOU MUST BE A:  
FULLTIME STUDENT  
A SINGLE PARENT  
RECEIVING CalWorks/TANF?  
(Cash Aid)**



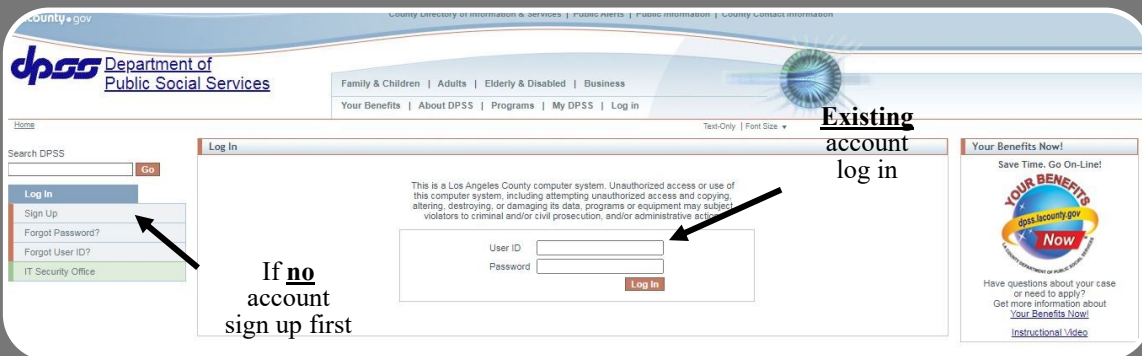
If you are interested in the CARE program, or have any question email us at [elac-care@laccd.edu](mailto:elac-care@laccd.edu)



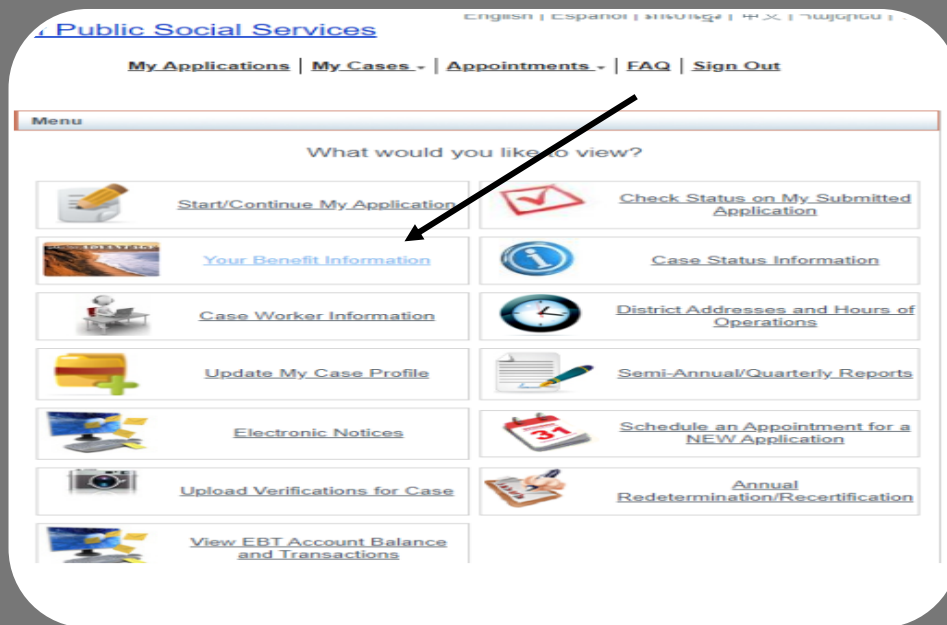
# Verification of Benefits Printout Instructions

STEP 1: Go to <http://my.dpss.lacounty.gov/logon/> and log in.

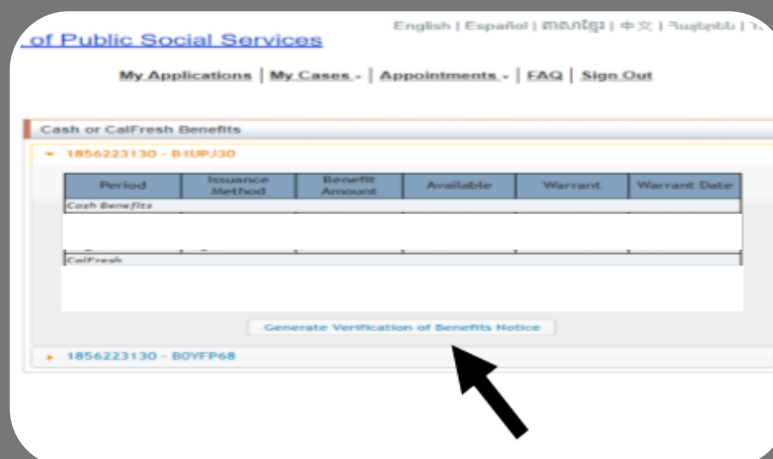
(If you **do not have a user ID** and password you will need **to first sign up** to access your benefits online.)



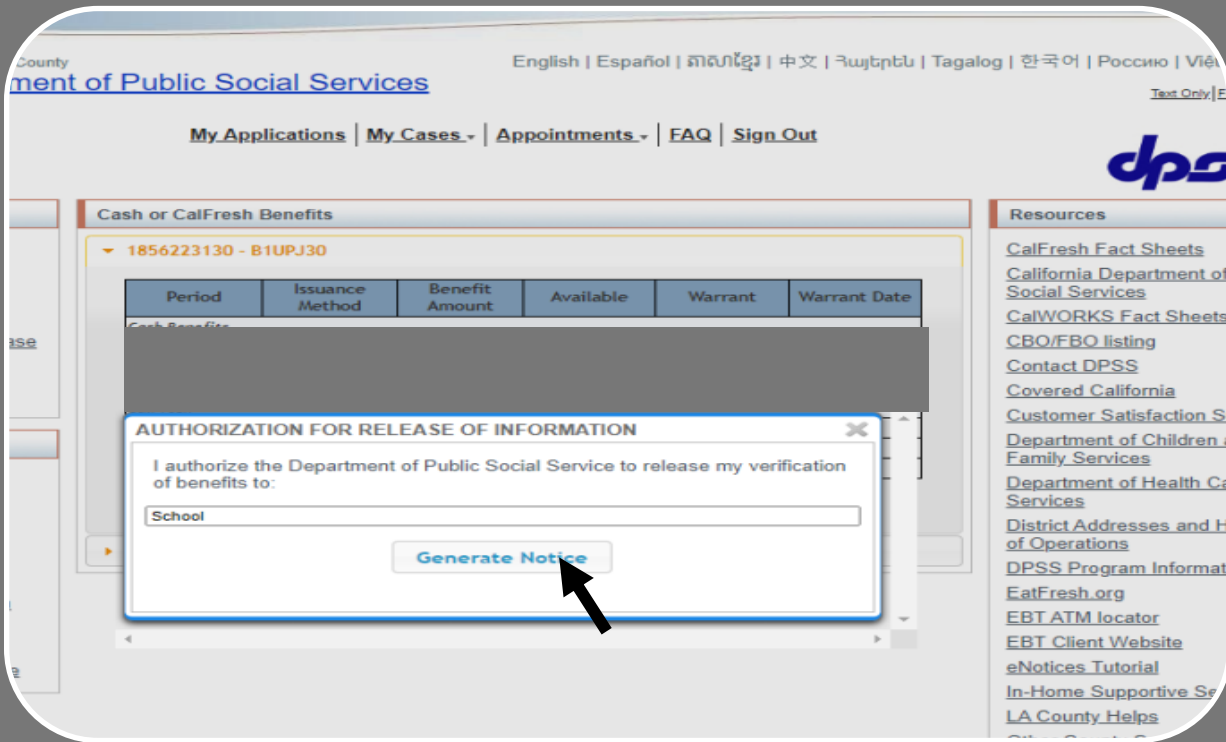
STEP 2: Once you log in, click on your benefits information



STEP 3: Click on Generate Verification of Benefits Notice



**STEP 4:** On the window Authorization for release of information enter the Agency requesting the form. In this case enter **school**, and click Generate notice.



**STEP 5:** Once the verification of benefits form is generated, save it as a pdf file. Save your file as: last name, first name, SID. Email it to [elac-care@laccd.edu](mailto:elac-care@laccd.edu)

*Example: Herrera, Guadalupe SID 123456789*

