



How to Set-Up Multi-Factor Authentication (MFA)

1. 请登入进学生介面

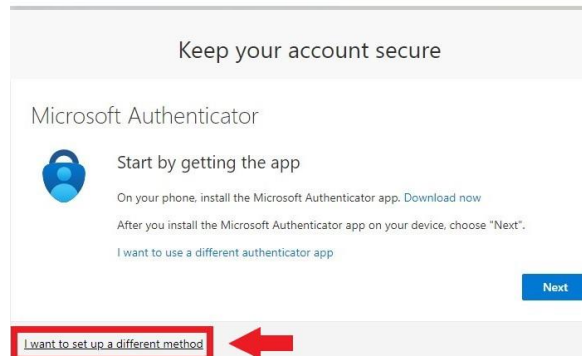
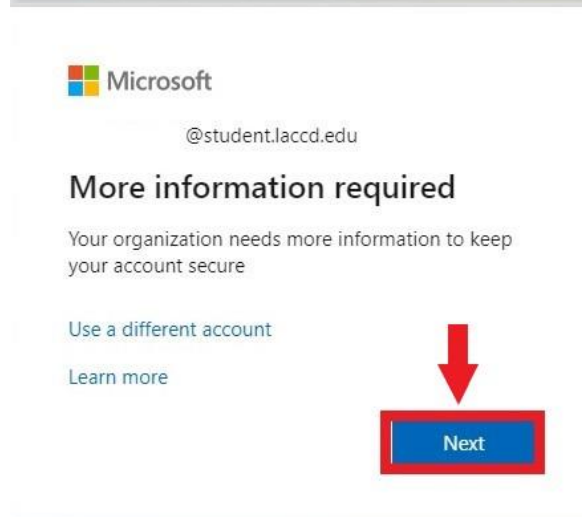
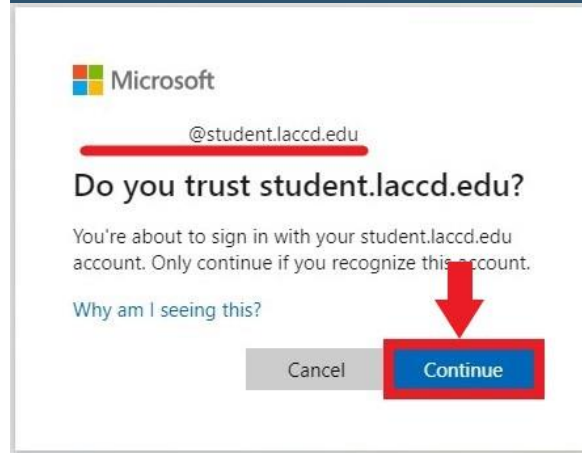
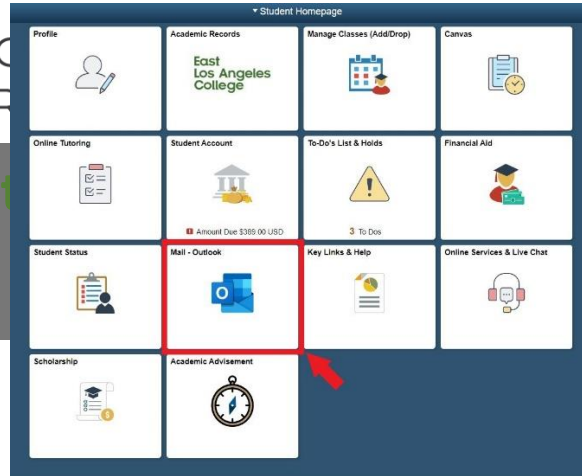
2. 选择Mail-Outlook方块

3. 请确认此邮箱是您本人的学生邮箱

4. 您会被询问是否相信该网页，请选择“Continue”

5. 您会被通知更多资讯需填写，请点击“Next”

6. 您会需要绑定手机号码以确保您的帐户安全，请选择“I want to set up a different method”



7. 当右方的窗口弹出时，请按下箭头以查阅更多选项

8. 请选择“Phone”以绑定手机号码

9. 请在右边的空格内输入您的手机号码，然后点击“Next”

10. 请检查手机短信，您将会收到一则6位数的验证码

11. 请把6位数的验证码输入至空格内

12. 现在已绑定成功，然后点击“Next”

13. 您会看到“Success!”的通知，请点击“Done”

14. 您会被询问是否想要保持登入状态

1. 如果您是在使用公共电脑或不属于您的电子设备，请选择“No”
2. 如果您是在使用您本人的电脑或可信的电子设备，请选择“Yes”

15. 恭喜您，现在已经完成了学生邮箱的验证设定

The screenshot displays a multi-step process for setting up a phone as a security method for a Microsoft account. The steps are as follows:

- Step 1:** A modal window titled "Choose a different method" with a close button (X). It asks "Which method would you like to use?" and lists "Phone", "Authenticator app", and "Phone" (highlighted with a red arrow).
- Step 2:** The "Phone" setup screen. It asks "What phone number would you like to use?" with a dropdown for "United States (+1)" and an input field containing "3232656800" (highlighted with a red box). Below is a "Next" button (highlighted with a red arrow).
- Step 3:** A screen titled "Keep your account secure" with a sub-header "Phone". It says "We just sent a 6 digit code to +1 3239011994. Enter the code below." and has an "Enter code" input field (highlighted with a red box) and a "Resend code" link. "Back" and "Next" buttons are at the bottom.
- Step 4:** A screen titled "Keep your account secure" with a sub-header "Phone". It shows a green checkmark and the text "Verification complete. Your phone has been registered." and a "Next" button (highlighted with a red arrow).
- Step 5:** A "Success!" screen. It says "Great job! You have successfully set up your security info. Choose 'Done' to continue signing in." and lists the "Default sign-in method" as "Phone +1 3239011994". A "Done" button is highlighted with a red arrow.
- Step 6:** A screen titled "Stay signed in?" with the Microsoft logo and "@student.laccd.edu". It asks "Do this to reduce the number of times you are asked to sign in." and has a "Don't show this again" checkbox. "No" and "Yes" buttons are at the bottom.